

PROSPECTUS AND STATEMENT OF ADDITIONAL INFORMATION ("SAI") SUPPLEMENT

**NORTHERN FUNDS
HIGH YIELD MUNICIPAL FUND
U.S. TREASURY INDEX FUND**

**SUPPLEMENT DATED APRIL 10, 2025 TO
PROSPECTUS AND SAI DATED JULY 31, 2024, AS
SUPPLEMENTED**

As previously disclosed, the High Yield Municipal Fund and the U.S. Treasury Index Fund (each a "Fund") have been liquidated and terminated. Accordingly, all references to each Fund in the Northern Funds' Statutory Prospectus and SAI are hereby deleted.

Please retain this Supplement with your Prospectus and SAI for future reference.

50 South LaSalle Street
P.O. Box 75986
Chicago, Illinois 60675-5986
800-595-9111
northerntrust.com/funds



MANAGED BY

**NORTHERN
TRUST**

NF SPT PRO&SAI
BTIAX&NHVMX (4/25)

**PROSPECTUS AND STATEMENT OF ADDITIONAL INFORMATION (“SAI”) SUPPLEMENT
ACTIVE M INTERNATIONAL EQUITY FUND**

**SUPPLEMENT DATED APRIL 1, 2025 TO
PROSPECTUS AND SAI DATED JULY 31, 2024**

The Board of Trustees (the “Board”) of Northern Funds (the “Trust”) has approved the termination of Polen Capital Management, LLC (“Polen”) as a sub-adviser to the Active M International Equity Fund (the “Fund”) effective on or about April 1, 2025, and the appointment of AllianceBernstein L.P. (“AB”) as a sub-adviser to the Fund effective on or about April 10, 2025. During this sub-adviser transition period, Northern Trust Investments, Inc. (“NTI”), the Fund’s investment adviser, will manage the portion of the Fund previously managed by Polen. Accordingly, effective April 1, 2025, the Prospectus and SAI are amended as follows:

- 1. All references to Polen in the Prospectus and SAI are hereby deleted.
- 2. The paragraph under the section entitled “FUND SUMMARIES – Active M International Equity Fund – Management” on page 173 of the Prospectus is replaced with the following:

INVESTMENT ADVISER, PORTFOLIO MANAGER AND SUB-ADVISERS. NTI, an indirect subsidiary of Northern Trust Corporation, serves as the investment adviser of the Active M International Equity Fund. Kelly Finegan and Kaz Sikora, each a Senior Vice President of NTI, have been managers of the Fund since May 2023. AllianceBernstein L.P. (effective on or about April 10, 2025), Causeway Capital Management LLC, Victory Capital Management Inc., WCM Investment Management, LLC and Wellington Management Company LLP each serves as a sub-adviser of the Fund. From time to time, the Fund may have little or no assets allocated to any one particular sub-adviser in light of economic or other conditions, as determined by NTI in its sole discretion. The Northern Trust Company, an affiliate of NTI, serves as transfer agent, custodian and sub-administrator to the Fund.

- 3. The following is added to the section entitled “FUND MANAGEMENT – Active M / Multi-Manager Funds – Active M International Equity Fund” on page 197 of the Prospectus:

AllianceBernstein L.P. (“AB”) AB will begin to manage a portion of the Fund effective on or about April 10, 2025. AB is Delaware limited partnership with its principal offices located at 501 Commerce Street, Nashville, TN 37203. As of December 31, 2024, AB managed approximately \$792 billion in assets under management.

- 4. The information under the section entitled “INVESTMENT ADVISER, SUB-ADVISERS, TRANSFER AGENT AND CUSTODIAN – Investment Sub-Advisers – Active M International Equity Fund” on page 92 of the SAI is replaced with the following:

	Sub-Advisers
Active M International Equity Fund	AllianceBernstein L.P. (“AB”) (effective on or about April 10, 2025)
	Causeway Capital Management LLC (“Causeway”)
	Victory Capital Management Inc. (“Victory Capital”)
	WCM Investment Management, LLC (“WCM”)
	Wellington Management Company LLP (“Wellington”)

- 5. The following information is added to the section entitled “INVESTMENT ADVISER, SUB-ADVISERS AND CUSTODIAN – Investment Sub-Advisers” under the Sub-Adviser ownership and control information beginning on page 92 of the SAI:

AB

AB is a Delaware limited partnership, the majority limited partnership units in which are held, directly and indirectly, by its parent company Equitable Holdings, Inc. (“EQH”), a publicly traded holding company for a diverse group of financial services companies. AllianceBernstein Corporation, an indirect wholly-owned subsidiary of EQH, is the general partner of both AB and AllianceBernstein Holding L.P., a publicly traded partnership. As of December 31, 2024, AllianceBernstein Holding L.P. owned approximately 37.5% of the issued and outstanding AB Units and Equitable Holdings, Inc. and its subsidiaries had an approximate 61.9% economic interest in AB (including both the general partnership and limited partnership interests in AllianceBernstein Holding L.P. and AB), and unaffiliated holders held approximately 0.6%.

Please retain this Supplement with your Prospectus and SAI for future reference.

50 South LaSalle Street
P.O. Box 75986
Chicago, Illinois 60675-5986
800-595-9111
northerntrust.com/funds



NF SPT
PRO&SAI
NMIEX (4/25)

PROSPECTUS SUPPLEMENT

NORTHERN FUNDS FIXED INCOME FUND HIGH YIELD FIXED INCOME FUND SHORT BOND FUND (COLLECTIVELY, THE “FUNDS”)

SUPPLEMENT DATED MARCH 20, 2025 TO THE FUNDS’ PROSPECTUS DATED JULY 31, 2024, AS SUPPLEMENTED

Effective March 20, 2025, Eric R. Williams is no longer a portfolio manager of the Funds. Effective March 20, 2025, all references to Eric R. Williams in the Funds’ Prospectus are hereby deleted, and the Prospectus is amended as follows:

1. The paragraph under the section entitled “FUND SUMMARIES – Fixed Income Fund – Management” on page 90 of the Prospectus is deleted and replaced with the following:

Investment Adviser and Portfolio Managers. NTI, an indirect subsidiary of Northern Trust Corporation, serves as the investment adviser of the Fixed Income Fund. Christian Roth, Executive Vice President of NTI, Bilal Memon, Senior Vice President of NTI, Chaitanya Mandavakuriti, Senior Vice President of NTI, and Antulio Bomfim, Senior Vice President of NTI, have been managers of the Fund since July 2024, July 2023, July 2024, and July 2023, respectively. The Northern Trust Company, an affiliate of NTI, serves as transfer agent, custodian and sub-administrator to the Fund.

2. The paragraph under the section entitled “FUND SUMMARIES – High Yield Fixed Income Fund – Management” on page 95 of the Prospectus is deleted and replaced with the following:

Investment Adviser and Portfolio Managers. NTI, an indirect subsidiary of Northern Trust Corporation, serves as the investment adviser of the High Yield Fixed Income Fund. Benjamin McCubbin, CFA, Vice President of NTI, and Sau Mui, CFA, have been managers of the Fund since July 2024 and March 2025, respectively. The Northern Trust Company, an affiliate of NTI, serves as transfer agent, custodian and sub-administrator to the Fund.

3. The paragraph under the section entitled “FUND SUMMARIES – Short Bond Fund – Management” beginning on page 101 of the Prospectus is deleted and replaced with the following:

Investment Adviser and Portfolio Managers. NTI, an indirect subsidiary of Northern Trust Corporation, serves as the investment adviser of the Short Bond Fund. Bilal Memon, Chaitanya Mandavakuriti and Antulio Bomfim, each a Senior Vice President of NTI, have been managers of the Fund since July 2019, July 2024 and July 2023, respectively. The Northern Trust Company, an affiliate of NTI, serves as transfer agent, custodian and sub-administrator to the Fund.

4. The third through fifth paragraphs under the section entitled “FUND MANAGEMENT – FIXED INCOME AND TAX-EXEMPT INCOME FUNDS” beginning on page 195 of the Prospectus are deleted and replaced with the following:

The managers for the **Fixed Income Fund** are Christian Roth, Executive Vice President of NTI, Bilal Memon, Senior Vice President of NTI, Chaitanya Mandavakuriti, Senior Vice President of NTI, and Antulio Bomfim, Senior Vice President of NTI. Messrs. Roth and Mandavakuriti have been managers of the Fund since July 2024. Messrs. Memon and Bomfim have been managers of the Fund since July 2023. More information about Messrs. Roth, Memon, Mandavakuriti and Bomfim is provided above.

The managers for the **High Yield Fixed Income Fund** are Benjamin McCubbin, CFA, Vice President of NTI, and Sau Mui, CFA. Mr. McCubbin has been the manager of the Fund since July 2024. Mr. McCubbin joined NTI in 2018 and is a Portfolio Manager in the Fixed Income Group. Ms. Mui has been a manager of the Fund since March 2025. Ms. Mui joined NTI in 2024 and is Senior High Yield Portfolio Manager on NTI’s global fixed income team. Prior to joining NTI, Ms. Mui was a senior high yield portfolio manager at Aviva Investors from October 2021 to August 2024 and a fixed income analyst and portfolio manager for PPM America from October 2017 to October 2021. Ms. Mui is a CFA charterholder and an active member of the CFA Society of Chicago.

The managers for the **Short Bond Fund** are Bilal Memon, Chaitanya Mandavakuriti and Antulio Bomfim, each a Senior Vice President of NTI. Mr. Memon has been a manager of the Fund since July 2019. Mr. Bomfim has been a manager of the Fund since July 2023. Mr. Mandavakuriti has been a manager of the Fund since July 2024. More information about Messrs. Memon, Mandavakuriti and Bomfim is provided above.

Please retain this supplement with your Prospectus for future reference.

50 South LaSalle Street
P.O. Box 75986
Chicago, Illinois 60675-5986
800-595-9111
northerntrust.com/funds

NF SPT PRO COMBO (3/25)

**PROSPECTUS AND STATEMENT OF ADDITIONAL INFORMATION (“SAI”) SUPPLEMENT
MULTI-MANAGER GLOBAL LISTED INFRASTRUCTURE FUND (THE “FUND”)**

**SUPPLEMENT DATED MARCH 7, 2025 TO
PROSPECTUS AND SAI DATED JULY 31, 2024**

The Board of Trustees (the “Board”) of Northern Funds (the “Trust”) has approved the appointment of Cohen & Steers Capital Management, Inc. and Eagle Global Advisors, LLC as sub-advisers to the Fund effective on or about March 24, 2025. Accordingly, effective March 24, 2025, the Prospectus and SAI are amended as follows:

1. The paragraph under the section entitled “FUND SUMMARIES – Multi-Manager Global Listed Infrastructure Fund – Management” on page 178 of the Prospectus is replaced with the following:

INVESTMENT ADVISER, PORTFOLIO MANAGER AND SUB-ADVISERS. NTI, an indirect subsidiary of Northern Trust Corporation, serves as the investment adviser of the Multi-Manager Global Listed Infrastructure Fund. Kelly Finegan, a Senior Vice President of NTI, and Jim Hardman, a Vice President of NTI, have been managers of the Fund since May 2023. Cohen & Steers Capital Management, Inc. (effective on or about March 24, 2025), Eagle Global Advisors, LLC (effective on or about March 24, 2025), First Sentier Investors (Australia) IM Ltd, KBI Global Investors (North America), Ltd., and Lazard Asset Management LLC each serves as a sub-adviser of the Fund. From time to time, the Fund may have little or no assets allocated to any one particular sub-adviser in light of economic or other conditions, as determined by NTI in its sole discretion. The Northern Trust Company, an affiliate of NTI, serves as transfer agent, custodian and sub-administrator to the Fund.
2. The following is added to the section entitled “FUND MANAGEMENT – Multi-Manager Global Listed Infrastructure Fund” on page 197 of the Prospectus:

COHEN & STEERS CAPITAL MANAGEMENT, INC. (“COHEN & STEERS”). Cohen & Steers will begin to manage a portion of the Fund effective on or about March 24, 2025. Cohen & Steers was founded in 1986 and its principal offices are located at 1166 6th Ave 30th Floor, New York, NY 10036. As of December 31, 2024, Cohen & Steers managed approximately \$85.8 billion in assets under management.

EAGLE GLOBAL ADVISORS, LLC (“EAGLE”). Eagle will begin to manage a portion of the Fund effective on or about March 24, 2025. Eagle was founded in 1996 and its principal offices are located at 1330 Post Oak Blvd., Suite 3000, Houston, Texas 77056. As of December 31, 2024, Eagle managed approximately \$2.55 billion in assets under management.

3. The information under the section entitled “INVESTMENT ADVISER, SUB-ADVISERS, TRANSFER AGENT AND CUSTODIAN – Investment Sub-Advisers – Multi-Manager Global Listed Infrastructure Fund” on page 92 of the SAI is replaced with the following:

	Sub-Advisers
Multi-Manager Global Listed Infrastructure Fund	Cohen & Steers Capital Management, Inc. (“Cohen & Steers”) (effective on or about March 24, 2025)
	Eagle Global Advisors, LLC (“Eagle”) (effective on or about March 24, 2025)
	First Sentier Investors (Australia) IM Ltd (“First Sentier”)
	Lazard Asset Management LLC (“Lazard”)
	KBI Global Investors (North America) Ltd. (“KBIGINA”)
4. The following information is added to the section entitled “INVESTMENT ADVISER, SUB-ADVISERS AND CUSTODIAN – Investment Sub-Advisers” under the Sub-Adviser ownership and control information beginning on page 92 of the SAI:

COHEN & STEERS

Cohen & Steers is 100% owned by its parent company, Cohen & Steers, Inc. (NYSE ticker: CNS), a Delaware corporation. Cohen & Steers, Inc. is a publicly traded company on the New York Stock Exchange, and is broadly held.

EAGLE

Eagle is a registered investment advisor located in Houston, Texas. The firm is 100% owned by its employees.

Please retain this Supplement with your Prospectus and SAI for future reference.

50 South LaSalle Street
P.O. Box 75986
Chicago, Illinois 60675-5986
800-595-9111
northerntrust.com/funds



MANAGED BY

NF SPT
PRO&SAI
NMFIX (3/25)

**NORTHERN FUNDS
BOND INDEX FUND
CORE BOND FUND
FIXED INCOME FUND
HIGH YIELD FIXED INCOME FUND
LIMITED TERM U.S. GOVERNMENT FUND
SHORT BOND FUND
ULTRA-SHORT FIXED INCOME FUND
TAX-ADVANTAGED ULTRA-SHORT FIXED
INCOME FUND
U.S. GOVERNMENT FUND
ARIZONA TAX-EXEMPT FUND
CALIFORNIA INTERMEDIATE TAX-EXEMPT FUND
CALIFORNIA TAX-EXEMPT FUND
INTERMEDIATE TAX-EXEMPT FUND
LIMITED TERM TAX-EXEMPT FUND
TAX-EXEMPT FUND
(COLLECTIVELY, THE “FUNDS”)**

**SUPPLEMENT DATED FEBRUARY 3, 2025 TO THE
FUNDS’ PROSPECTUS DATED JULY 31, 2024, AS
SUPPLEMENTED**

1. *With respect to Arizona Tax-Exempt Fund, California Intermediate Tax-Exempt Fund, California Tax-Exempt Fund, Limited Term Tax-Exempt Fund and Tax-Exempt Fund, the last paragraph of the “FUND SUMMARIES – Principal Investment Strategies” section for each Fund in the Prospectus is deleted and replaced with the following:*

In seeking to achieve its investment objective, the Fund may make significant investments in structured securities and also may invest in futures contracts, options and swaps, all of which are considered to be derivative instruments, for both hedging and non-hedging purposes.

2. *The second to last paragraph of the “FUND SUMMARIES – Intermediate Tax-Exempt Fund – Principal Investment Strategies” section on page 150 of the Prospectus is deleted and replaced with the following:*

In seeking to achieve its investment objective, the Fund may make significant investments in structured securities and also may invest in futures contracts, options and swaps, all of which are considered to be derivative instruments, for both hedging and non-hedging purposes.

3. *With respect to Bond Index Fund, the following is added to the “FUND SUMMARIES – Principal Investment Strategies” section for the Fund in the Prospectus:*

In seeking to achieve its investment objective, the Fund may invest in U.S. Treasury futures, which are considered

to be derivative instruments, for various purposes, including to more closely track duration, credit and interest rate risks with the Fund’s underlying index, and for cash management purposes.

4. *With respect to Core Bond Fund, Fixed Income Fund, High Yield Fixed Income Fund, Limited Term U.S. Government Fund, Short Bond Fund, Ultra-Short Fixed Income Fund, U.S. Government Fund, and Tax-Advantaged Ultra-Short Fixed Income Fund, the following is added to the “FUND SUMMARIES – Principal Investment Strategies” section for each Fund in the Prospectus:*

In seeking to achieve its investment objective, the Fund may invest in U.S. Treasury futures, which are considered to be derivative instruments, for various purposes, including to manage duration, credit and interest rate risks, and for cash management.

5. *With respect to Bond Index Fund, Core Bond Fund, Fixed Income Fund, High Yield Fixed Income Fund, Limited Term U.S. Government Fund, Short Bond Fund, Ultra-Short Fixed Income Fund, U.S. Government Fund, and Tax-Advantaged Ultra-Short Fixed Income Fund, the following is added to the “FUND SUMMARIES – Principal Risks” section for each Fund in the Prospectus:*

DERIVATIVES RISK is the risk that derivatives may pose risks in addition to and greater than those associated with investing directly in securities, currencies and other instruments, may be illiquid or less liquid, more volatile, more difficult to value and leveraged so that small changes in the value of the underlying instrument may produce disproportionate losses to the Fund. Derivatives are also subject to counterparty risk, which is the risk that the other party to the transaction will not perform its contractual obligations. The use of derivatives is a highly specialized activity that involves investment techniques and risks different from those associated with investments in more traditional securities and instruments.

- **FUTURES CONTRACTS RISK** is the risk that there will be imperfect correlation between the change in market value of the Fund’s securities and the price of futures contracts, which may result in the strategy not working as intended; the possible inability of the Fund to sell or close out a futures contract at the desired time or price; losses due to unanticipated market movements, which potentially are unlimited; and the possible inability of the Fund’s investment adviser to correctly predict the direction of securities’ prices, interest rates, currency exchange rates and other

economic factors, which may make the Fund's returns more volatile or increase the risk of loss.

6. *Further with respect to Bond Index Fund, Core Bond Fund, Fixed Income Fund and U.S Government Fund:*

a. *The following is added to the "FUND SUMMARIES – Principal Investment Strategies" section for each Fund in the Prospectus:*

The Fund may seek to obtain exposure to mortgage-backed and mortgage-related securities (collectively, "MBS") through to-be-announced ("TBA") transactions. Most transactions in MBS occur through TBA transactions, which are standardized contracts for future delivery in which the exact mortgage pools to be delivered are not specified until a few days prior to settlement.

b. *The following is added to the "FUND SUMMARIES – Principal Risks" section for each Fund in the Prospectus:*

TBA TRANSACTIONS RISK is the risk of loss if the securities received are less favorable than what was anticipated by the Fund when entering into the TBA transaction. TBA transactions also involve the risk that the counterparty will fail to deliver the securities, exposing the Fund to further losses. Default or bankruptcy of a counterparty to a TBA transaction would expose the Fund to possible losses because of adverse market action, expenses or delays in connection with the purchase or sale of the pools of mortgage pass-through securities specified in the TBA transaction. Whether or not the Fund takes delivery of the securities at the termination date of a TBA transaction, the Fund will nonetheless be exposed to changes in the value of the underlying investments during the term of the agreement.

c. *The following is added immediately above the "Additional Information on Investment Objectives, Principal Investment Strategies and*

Related Risks, Description of Securities and Common Investment Techniques – Mortgage Dollar Rolls" section of the Prospectus:

TBA TRANSACTIONS. To the extent consistent with their investment objectives and strategies, the Funds may seek to obtain exposure to U.S. agency mortgage-backed pass-through securities, in whole or in part, through the use of TBA transactions. In a TBA transaction, the buyer and seller agree upon general trade parameters such as agency, coupon rate, settlement date, par amount and price. The actual pools delivered generally are determined two days prior to the settlement date. The Fund may use TBA transactions in several ways. For example, the Fund may regularly enter into TBA agreements and "roll over" such agreements prior to the settlement date stipulated in such agreements. This type of TBA transaction is sometimes known as a "TBA Roll." In a TBA Roll, the Fund generally will sell the obligation to purchase the pools stipulated in the TBA agreement prior to the stipulated settlement date and will enter into a new TBA agreement for future delivery of pools of mortgage-backed pass-through securities. In addition, the Fund may enter into TBA agreements and settle such transactions on the stipulated settlement date by accepting actual receipt or delivery of the pools of mortgage-backed securities stipulated in the TBA agreement. Pending settlement of such contracts, the Fund may invest its assets in liquid, short-term instruments or cash equivalents, or designate other liquid securities, which will be marked to market daily. Additionally, pending settlement of such contracts, the Fund may also invest in shares of money market funds advised by NTI or its affiliates, which will result in the Fund assuming its pro rata share of the fees and expenses of the money market funds in addition to the Fund's own fees and expenses.

SPECIAL RISKS. Although the mortgage securities that are delivered in TBA transactions must meet certain standards (such as yield, duration, and credit quality), there is a risk that the actual securities received by the Fund may be less favorable than what was

PROSPECTUS SUPPLEMENT

anticipated when entering into the transaction. TBA transactions also involve the risk that a counterparty will fail to deliver the security, exposing the Fund to losses. Whether or not the Fund takes delivery of the securities at the termination date of a TBA transaction, it will nonetheless be exposed to changes in the value of the underlying investments during the

term of the agreement. Entering into a TBA transaction may also be viewed as a form of leverage and will result in associated risks for the Fund.

Please retain this supplement with your Prospectus for future reference.

50 South LaSalle Street
P.O. Box 75986
Chicago, Illinois 60675-5986
800-595-9111
northerntrust.com/funds



MANAGED BY

NF SPT PRO COMBO-all
FI (2/25)

SUMMARY PROSPECTUS, PROSPECTUS AND STATEMENT OF ADDITIONAL INFORMATION ("SAI") SUPPLEMENT

NORTHERN FUNDS GLOBAL SUSTAINABILITY INDEX FUND (THE "FUND")

SUPPLEMENT DATED JANUARY 17, 2025 TO THE FUND'S SUMMARY PROSPECTUS, PROSPECTUS AND SAI DATED JULY 31, 2024, AS SUPPLEMENTED

Effective February 3, 2025, the Fund's underlying index will change its name from the MSCI World ESG Leaders Index to the

MSCI World Selection Index. All references to the MSCI World ESG Leaders Index will be deleted and replaced with references to the MSCI World Selection Index effective February 3, 2025.

In addition, effective February 3, 2025, the Board of Trustees of the Northern Funds has approved a change in the Fund's name from the Global Sustainability Index Fund to the World Selection Index Fund. All references to the Global Sustainability Index Fund will be deleted and replaced with references to the World Selection Index Fund effective February 3, 2025.

Please retain this supplement with your Summary Prospectus, Prospectus and SAI for future reference.

50 South LaSalle Street
P.O. Box 75986
Chicago, Illinois 60675-5986
800-595-9111
northerntrust.com/funds



MANAGED BY

NF SPT PRO&SAI (1/25)

SUMMARY PROSPECTUS, PROSPECTUS AND STATEMENT OF ADDITIONAL INFORMATION ("SAI") SUPPLEMENT

NORTHERN FUNDS

SUPPLEMENT DATED JANUARY 14, 2025 TO SUMMARY PROSPECTUS, PROSPECTUS AND SAI FOR THE U.S. TREASURY INDEX FUND DATED JULY 31, 2024, AS SUPPLEMENTED

UPDATE TO SUPPLEMENT DATED NOVEMBER 22, 2024 FOR THE U.S. TREASURY INDEX FUND (THE "FUND")

Pursuant to a plan of liquidation and termination for the Fund (the "Plan of Liquidation"), the Fund's officers have set the Liquidation Date for the Fund for March 31, 2025. The Fund will discontinue accepting orders for the purchase of Fund shares or exchanges into the Fund from other funds of the Trust after the close of business on March 28, 2025. The Fund reserves the right, in its discretion, to modify the extent to which sales of shares are limited prior to the Liquidation Date. The Plan of Liquidation provides that the Fund will begin winding up its business and affairs and liquidating its assets in preparation for the liquidation.

Prior to the Liquidation Date, shareholders of the Fund may either: (1) redeem (sell) their shares at the Fund's net asset value; or (2) exchange their shares at net asset value for shares of another fund of the Trust. Redemption and exchange orders should be submitted in the manner described in the Fund's prospectus under "Account Policies and Other Information."

If no action is taken by a Fund shareholder prior to the Liquidation Date, the Fund will distribute to such shareholder, on or promptly after the Liquidation Date, a cash distribution equal to the shareholder's proportionate interest in the net assets of the Fund (a "liquidating distribution") as of the Liquidation Date.

Prior to that time, the proceeds from the liquidation of portfolio securities will be invested in cash equivalent securities or held in cash. During this time, the Fund may hold more cash, cash equivalents or other short-term investments than normal, which may cause the Fund to deviate from its stated investment strategies and may prevent the Fund from meeting its stated investment objective.

The Fund may make distributions to the shareholders of certain ordinary income and/or capital gains on or before the Liquidation Date. In that event, the distributions will generally be taxable to shareholders who receive the distribution (aside from tax-exempt accounts). Also, an exchange by a shareholder of shares of the Fund for shares of another fund of the Trust, a redemption of shares of the Fund for cash, or a liquidating distribution made to a shareholder as of the Liquidation Date will, in each case, generally result in a capital gain or loss for the shareholder for federal income tax purposes (and for most state and local income tax purposes), based on the difference between the value received by the shareholder for the Fund shares and the shareholder's tax basis in the Fund shares. Shareholders also may be subject to foreign taxes on the liquidating distributions received.

SHAREHOLDERS SHOULD CONSULT THEIR PERSONAL TAX PROFESSIONALS CONCERNING ALL TAX CONSEQUENCES APPLICABLE TO THEIR INVESTMENT IN THE FUND AND THE TAX IMPACT OF THE LIQUIDATION OF THE FUND.

The pending liquidation of the Fund may be terminated and/or abandoned at any time before the Liquidation Date by action of the Board of the Trust. The Liquidation Date may be changed at the discretion of the Fund's officers.

Please retain this Supplement with your Summary Prospectus, Prospectus and SAI for future reference.

50 South LaSalle Street
P.O. Box 75986
Chicago, Illinois 60675-5986
800-595-9111
northerntrust.com/funds



NF SPT USTR (1/25)

PROSPECTUS SUPPLEMENT

NORTHERN FUNDS
GLOBAL TACTICAL ASSET ALLOCATION FUND
SUPPLEMENT DATED JANUARY 3, 2025 TO THE
FUND'S PROSPECTUS DATED JULY 31, 2024, AS
SUPPLEMENTED

Effective January 3, 2025, Timothy Johnson is no longer a portfolio manager of the Global Tactical Asset Allocation Fund (the "Fund"). Effective January 3, 2025, all references to Timothy Johnson in the Fund's Prospectus are hereby deleted, and the Prospectus is amended as follows:

1. The paragraph under the section entitled "FUND SUMMARIES – Global Tactical Asset Allocation Fund – Management" beginning on page 8 of the Prospectus is deleted and replaced with the following:

Investment Adviser and Portfolio Managers. NTI, an indirect subsidiary of Northern Trust Corporation, serves as the investment adviser of the Global Tactical Asset Allocation Fund. Anwiti Bahuguna, PhD, Executive Vice President of NTI, Daniel Ballantine, Vice President of NTI, Colin Cheesman, Vice President of NTI, and Peter Wilke, Senior Vice President of NTI, have been managers of the Fund since December 2023, December 2023, January 2025 and January 2025, respectively. The Northern Trust Company, an affiliate of NTI, serves as transfer agent, custodian and sub-administrator to the Fund.

2. The first paragraph under the section entitled "FUND MANAGEMENT – EQUITY AND EQUITY INDEX FUNDS" on page 194 of the Prospectus is deleted and replaced with the following:

The managers for the **Global Tactical Asset Allocation Fund** are Anwiti Bahuguna, PhD, Executive Vice President of NTI, Daniel Ballantine, Vice President of NTI, Colin Cheesman, Vice President of NTI, and Peter Wilke, Senior Vice President of NTI. Ms. Bahuguna and Mr. Ballantine have been managers of the Fund since December 2023. Mr. Cheesman and Mr. Wilke have been managers of the Fund since January 2025. Ms. Bahuguna is Chief Investment

Officer of Global Asset Allocation at NTI. Prior to joining NTI in September 2023, Ms. Bahuguna was head of multi-asset strategy for the Global Asset Allocation Team at Columbia Threadneedle Investments and was the lead portfolio manager for the Columbia Threadneedle Investments asset allocation funds and separately managed accounts. Mr. Ballantine joined NTI in 2015, where he is the Senior Investment Analyst and Investment Strategist on the Global Asset Allocation Team. Mr. Cheesman joined NTI in 2018, where he is a portfolio manager on the Global Asset Allocation Team. Mr. Wilke joined NTI in November 2024, where he is Head of Tactical Asset Allocation. Prior to joining NTI, Mr. Wilke was the team leader of multi-asset income investments at Wellington Management, where he was responsible for developing and managing multi asset portfolios since 2015.

Please retain this supplement with your Prospectus for future reference.

50 South LaSalle Street
P.O. Box 75986
Chicago, Illinois 60675-5986
800-595-9111
northerntrust.com/funds



MANAGED BY NF SPT PRO COMBO (1/25)
 **NORTHERN TRUST**

SUMMARY PROSPECTUS, PROSPECTUS AND STATEMENT OF ADDITIONAL INFORMATION ("SAI") SUPPLEMENT

NORTHERN FUNDS

SUPPLEMENT DATED NOVEMBER 22, 2024 TO SUMMARY PROSPECTUS, PROSPECTUS AND SAI FOR THE U.S. TREASURY INDEX FUND DATED JULY 31, 2024, AS SUPPLEMENTED

PENDING LIQUIDATION OF THE U.S. TREASURY INDEX FUND

The Board of Trustees (the "Board") of Northern Funds (the "Trust"), upon the recommendation of Northern Trust Investments, Inc., investment adviser to the Trust, has determined that it is in the best interests of the U.S. Treasury Index Fund (the "Fund") and its shareholders that the Fund be liquidated and terminated at a later date to be determined (the "Liquidation Date") pursuant to a plan of liquidation and termination approved by the Board.

The Fund reserves the right, in its discretion, to limit the sales of shares prior to the Liquidation Date. The plan of liquidation and termination for the Fund provides for the Fund to wind up its business and affairs and liquidate its assets in preparation for the liquidation.

Prior to the Liquidation Date, shareholders of the Fund may either: (1) redeem (sell) their shares at the Fund's net asset value; or (2) exchange their shares at net asset value for shares of another fund of the Trust. Redemption and exchange orders should be submitted in the manner described in the Fund's prospectus under "Account Policies and Other Information."

If no action is taken by a Fund shareholder prior to the Liquidation Date, the Fund will distribute to such shareholder, on or promptly after the Liquidation Date, a cash distribution equal to

the shareholder's proportionate interest in the net assets of the Fund (a "liquidating distribution") as of the Liquidation Date. In preparing for the liquidation, the Fund may hold more cash, cash equivalents or other short-term investments than normal, which would cause the Fund to deviate from its stated investment strategies and prevent the Fund from meeting its stated investment objective.

The Fund may make distributions to the shareholders of certain ordinary income and/or capital gains on or before the Liquidation Date. In that event, the distributions will generally be taxable to shareholders who receive the distribution (aside from tax-exempt accounts). Also, an exchange by a shareholder of shares of the Fund for shares of another fund of the Trust, a redemption of shares of the Fund for cash, or a liquidating distribution made to a shareholder as of the Liquidation Date will, in each case, generally result in a capital gain or loss for the shareholder for federal income tax purposes (and for most state and local income tax purposes), based on the difference between the value received by the shareholder for the Fund shares and the shareholder's tax basis in the Fund shares. Shareholders also may be subject to foreign taxes on the liquidating distributions received.

SHAREHOLDERS SHOULD CONSULT THEIR PERSONAL TAX PROFESSIONALS CONCERNING ALL TAX CONSEQUENCES APPLICABLE TO THEIR INVESTMENT IN THE FUND AND THE TAX IMPACT OF THE LIQUIDATION OF THE FUND.

Shareholders will be notified in advance of the liquidation and will receive additional communication from the Fund with information regarding the liquidation. The pending liquidation of the Fund may be terminated and/or abandoned at any time before the Liquidation Date by action of the Board of the Trust.

Please retain this Supplement with your Summary Prospectus, Prospectus and SAI for future reference.

50 South LaSalle Street
P.O. Box 75986
Chicago, Illinois 60675-5986
800-595-9111
northerntrust.com/funds



NF SPT USTR (11/24)

SUMMARY PROSPECTUS, PROSPECTUS AND STATEMENT OF ADDITIONAL INFORMATION ("SAI") SUPPLEMENT

NORTHERN FUNDS

SUPPLEMENT DATED NOVEMBER 15, 2024 TO SUMMARY PROSPECTUS, PROSPECTUS AND SAI FOR THE HIGH YIELD MUNICIPAL FUND DATED JULY 31, 2024, AS SUPPLEMENTED

PENDING LIQUIDATION OF THE HIGH YIELD MUNICIPAL FUND

The Board of Trustees (the "Board") of Northern Funds (the "Trust"), upon the recommendation of Northern Trust Investments, Inc., investment adviser to the Trust, has determined that it is in the best interests of the High Yield Municipal Fund (the "Fund") and its shareholders that the Fund be liquidated and terminated on or about January 31, 2025 (the "Liquidation Date") pursuant to a plan of liquidation and termination approved by the Board. The Liquidation Date may be changed at the discretion of the Trust's officers.

The Fund will discontinue accepting orders by new investors for the purchase of Fund shares or exchanges into the Fund from other funds of the Trust after the close of business on November 22, 2024; provided, however, that existing shareholders of the Fund may continue to purchase, redeem and exchange Fund shares subject to the account policies described in the Fund's prospectus until January 17, 2025. The Fund reserves the right, in its discretion, to modify the extent to which sales of shares are limited prior to the Liquidation Date. The plan of liquidation and termination for the Fund provides that the Fund will begin winding up its business and affairs and liquidating its assets in preparation for the liquidation.

Prior to the Liquidation Date, shareholders of the Fund may either: (1) redeem (sell) their shares at the Fund's net asset value; or (2) exchange their shares at net asset value for shares of another fund of the Trust. Redemption and exchange orders should be submitted in the manner described in the Fund's prospectus under "Account Policies and Other Information."

If no action is taken by a Fund shareholder prior to the Liquidation Date, the Fund will distribute to such shareholder, on or promptly after the Liquidation Date, a cash distribution equal to the shareholder's proportionate interest in the net assets of the Fund (a "liquidating distribution") as of the Liquidation Date. Prior to that time, the proceeds from the liquidation of portfolio securities will be invested in cash equivalent securities or held in cash. During this time, the Fund will hold more cash, cash equivalents or other short-term investments than normal, which will cause the Fund to deviate from its stated investment strategies and prevent the Fund from meeting its stated investment objective.

The Fund may make distributions to the shareholders of certain ordinary income and/or capital gains on or before the Liquidation Date. In that event, the distributions will generally be taxable to shareholders who receive the distribution (aside from tax-exempt accounts). Also, an exchange by a shareholder of shares of the Fund for shares of another fund of the Trust, a redemption of shares of the Fund for cash, or a liquidating distribution made to a shareholder as of the Liquidation Date will, in each case, generally result in a capital gain or loss for the shareholder for federal income tax purposes (and for most state and local income tax purposes), based on the difference between the value received by the shareholder for the Fund shares and the shareholder's tax basis in the Fund shares. Shareholders also may be subject to foreign taxes on the liquidating distributions received.

SHAREHOLDERS SHOULD CONSULT THEIR PERSONAL TAX PROFESSIONALS CONCERNING ALL TAX CONSEQUENCES APPLICABLE TO THEIR INVESTMENT IN THE FUND AND THE TAX IMPACT OF THE LIQUIDATION OF THE FUND.

The pending liquidation of the Fund may be terminated and/or abandoned at any time before the Liquidation Date by action of the Board of the Trust.

Please retain this Supplement with your Summary Prospectus, Prospectus and SAI for future reference.

50 South LaSalle Street
P.O. Box 75986
Chicago, Illinois 60675-5986
800-595-9111
northerntrust.com/funds



MANAGED BY

NF SPT HYM (11/24)

PROSPECTUS SUPPLEMENT

NORTHERN FUNDS

**SMALL CAP VALUE FUND
SMALL CAP CORE FUND
(EACH A “FUND,” AND TOGETHER, THE “FUNDS”)**

**SUPPLEMENT DATED OCTOBER 25, 2024 TO
EACH FUND’S PROSPECTUS DATED JULY 31, 2024,
AS SUPPLEMENTED**

Robert H. Bergson, a portfolio manager of the Funds, has announced his retirement effective May 1, 2025.

Michael R. Hunstad, Sridhar Kancharla and Reed A. LeMar will remain as portfolio managers of the Funds. All references to Robert H. Bergson in each Fund’s Prospectus are hereby deleted effective May 1, 2025.

In addition, the Board of Trustees of Northern Funds has approved reductions in each Fund’s management fee charged by Northern Trust Investments, Inc. (“NTI”), the Funds’ investment adviser, effective January 1, 2025. Accordingly, effective January 1, 2025, the Small Cap Value Fund’s management fee will be 0.45% and the Small Cap Core Fund’s management fee will be 0.38%.

Also effective January 1, 2025, NTI has agreed to lower each Fund’s contractual expense limitation amount, which will have the effect of decreasing each Fund’s Total Annual Fund Operating Expenses After Expense Reimbursement. Accordingly, effective January 1, 2025, each Fund’s Prospectus is amended as follows:

1. The section entitled “FEES AND EXPENSES OF THE FUND” and the first paragraph and the table in the section entitled “EXAMPLE” in the section entitled “FUND SUMMARIES — SMALL CAP VALUE FUND” beginning on page 27 of the Prospectus are deleted and replaced with the following:

FEES AND EXPENSES OF THE FUND

This table describes the fees and expenses that you may pay if you buy, hold, and sell shares of the Fund. You may be required to pay commissions and/or other forms of compensation to a financial intermediary for transactions in Shares Class shares, which are not reflected in the tables or the examples below.

Shareholder Fees (fees paid directly from your investment)

None

Annual Fund Operating Expenses (expenses that you pay each year as a percentage of the value of your investment)

	Shares Class
Management Fees ⁽¹⁾	0.45%
Other Expenses	0.20%
Transfer Agent Fees	0.04%
Other Operating Expenses	0.16%
Acquired Fund Fees & Expenses ⁽²⁾	0.01%
Total Annual Fund Operating Expenses⁽²⁾	0.66%
Expense Reimbursement ⁽³⁾	(0.15)%
Total Annual Fund Operating Expenses After Expense Reimbursement⁽³⁾	0.51%

⁽¹⁾ “Management Fees” have been restated to reflect current fees, effective January 1, 2025.

⁽²⁾ The Total Annual Fund Operating Expenses do not correlate to the ratio of expenses to average net assets as reported in the “Financial Highlights” section of the Prospectus, which reflects the operating expenses of the Fund and does not include Acquired Fund Fees and Expenses.

⁽³⁾ Northern Trust Investments, Inc. (“NTI”) has contractually agreed to reimburse a portion of the operating expenses of the Fund so that after such reimbursement the Total Annual Fund Operating Expenses of the Fund (excluding (i) acquired fund fees and expenses; (ii) the compensation paid to each Independent Trustee of the Trust; (iii) expenses of third party consultants engaged by the Board of Trustees; (iv) membership dues paid to the Investment Company Institute and Mutual Fund Directors Forum; (v) expenses in connection with the negotiation and renewal of the revolving credit facility; and (vi) extraordinary expenses and interest) do not exceed 0.50%. NTI has also contractually agreed to reimburse the management fees payable by the Fund in an amount equal to the net management fee NTI earns on the amount invested by the Fund in money market funds managed by NTI. These contractual limitations may not be terminated before July 31, 2026 without the approval of the Board of Trustees.

EXAMPLE

The following Example is intended to help you compare the cost of investing in the Fund with the cost of investing in other mutual funds. The Example assumes that you invest \$10,000 in the Fund for the time periods indicated and then redeem all of your shares

PROSPECTUS SUPPLEMENT

at the end of those periods. The Example also assumes that your investment has a 5% return each year and that the Fund's operating expenses remain the same (taking into account the expense reimbursement arrangement for one year, if applicable). Although your actual costs may be higher or lower, based on these assumptions your costs would be:

	1 Year	3 Years	5 Years	10 Years
Shares Class	\$52	\$180	\$337	\$793

2. The section entitled "FEES AND EXPENSES OF THE FUND" and the first paragraph and the table in the section entitled "EXAMPLE" in the section entitled "FUND SUMMARIES — SMALL CAP CORE FUND" beginning on page 31 of the Prospectus are deleted and replaced with the following:

FEES AND EXPENSES OF THE FUND

This table describes the fees and expenses that you may pay if you buy, hold, and sell Class K shares or Class I shares of the Fund. You may be required to pay commissions and/or other forms of compensation to a financial intermediary for transactions in Class K or Class I shares, which are not reflected in the tables or the examples below.

Shareholder Fees (fees paid directly from your investment)

None

Annual Fund Operating Expenses (expenses that you pay each year as a percentage of the value of your investment)

	Class K	Class I
Management Fees ⁽¹⁾	0.38%	0.38%
Other Expenses	0.07%	0.17%
Transfer Agent Fees	0.04%	0.04%
Service Fees	None	0.10%
Other Operating Expenses	0.03%	0.03%
Acquired Fund Fees and Expenses ⁽²⁾	0.04%	0.04%
Total Annual Fund Operating Expenses⁽²⁾	0.49%	0.59%
Expense Reimbursement ⁽³⁾	(0.05)%	(0.05)%
Total Annual Fund Operating Expenses After Expense Reimbursement⁽³⁾	0.44%	0.54%

⁽¹⁾ "Management Fees" have been restated to reflect current fees, effective January 1, 2025.

⁽²⁾ The Total Annual Fund Operating Expenses do not correlate to the ratio of expenses to average net assets as reported in the "Financial Highlights" section of the Prospectus, which reflects the operating expenses of the Fund and does not include Acquired Fund Fees and Expenses.

⁽³⁾ Northern Trust Investments, Inc. ("NTI") has contractually agreed to reimburse a portion of the operating expenses of each of the Class K and Class I shares of the Fund so that after such reimbursement the Total Annual Fund Operating Expenses of each Class (excluding (i) acquired fund fees and expenses; (ii) service fees; (iii) the compensation paid to each Independent Trustee of the Trust; (iv) expenses of third party consultants engaged by the Board of Trustees; (v) membership dues paid to the Investment Company Institute and Mutual Fund Directors Forum; (vi) expenses in connection with the negotiation and renewal of the revolving credit facility; and (vii) extraordinary expenses and interest) do not exceed 0.40%. NTI has also contractually agreed to reimburse the management fees payable by the Fund in an amount equal to the net management fee NTI earns on the amount invested by the Fund in money market funds managed by NTI. These contractual limitations may not be terminated before July 31, 2026 without the approval of the Board of Trustees.

EXAMPLE

The following Example is intended to help you compare the cost of investing in Class K shares and Class I shares of the Fund with the cost of investing in other mutual funds. The Example assumes that you invest \$10,000 in the Fund for the time periods indicated and then redeem all of your Class K shares or Class I shares at the end of those periods. The Example also assumes that your investment has a 5% return each year and that the Fund's operating expenses remain the same (taking into account the expense reimbursement arrangement for one year, if applicable). Although your actual costs may be higher or lower, based on these assumptions your costs would be:

	1 Year	3 Years	5 Years	10 Years
Class K	\$45	\$147	\$264	\$606
Class I	\$55	\$179	\$319	\$728

Please retain this supplement with your Prospectus for future reference.

50 South LaSalle Street
P.O. Box 75986
Chicago, Illinois 60675-5986
800-595-9111
northerntrust.com/funds



MANAGED BY

NF SPT PRO COMBO(10/24)

**PROSPECTUS SUPPLEMENT
NORTHERN FUNDS
EMERGING MARKETS EQUITY INDEX FUND
GLOBAL REAL ESTATE INDEX FUND
INTERNATIONAL EQUITY INDEX FUND
MID CAP INDEX FUND
SMALL CAP INDEX FUND
STOCK INDEX FUND
GLOBAL SUSTAINABILITY INDEX FUND
(COLLECTIVELY, THE “FUNDS”)**

**SUPPLEMENT DATED SEPTEMBER 27, 2024 TO THE FUNDS’ PROSPECTUS
DATED JULY 31, 2024, AS SUPPLEMENTED**

Effective September 24, 2024, Brent D. Reeder is no longer a portfolio manager of the Funds. Effective September 24, 2024, all references to Brent D. Reeder in the Funds’ Prospectus are hereby deleted, and the Prospectus is amended as follows:

1. The paragraph under the section entitled “FUND SUMMARIES – Emerging Markets Equity Index Fund – Management” on page 44 of the Prospectus is deleted and replaced with the following:

INVESTMENT ADVISER AND PORTFOLIO MANAGERS. NTI, an indirect subsidiary of Northern Trust Corporation, serves as the investment adviser of the Emerging Markets Equity Index Fund. Robert D. Anstine, Senior Vice President of NTI, Brendan Sullivan, CFA, Vice President of NTI, and Steven J. Santiccioli, Vice President of NTI, have been managers of the Fund since July 2019, September 2024, and September 2024, respectively. The Northern Trust Company, an affiliate of NTI, serves as transfer agent, custodian and sub-administrator to the Fund.

2. The paragraph under the section entitled “FUND SUMMARIES – Global Real Estate Index Fund – Management” on page 50 of the Prospectus is deleted and replaced with the following:

INVESTMENT ADVISER AND PORTFOLIO MANAGERS. NTI, an indirect subsidiary of Northern Trust Corporation, serves as the investment adviser of the Global Real Estate Index Fund. Volter Bagriy, CFA, CAIA, Vice President of NTI, Brendan Sullivan, CFA, Vice President of NTI, and Steven J. Santiccioli, Vice President of NTI, have been managers of the Fund since April 2024, September 2024, and September 2024, respectively. The Northern Trust Company, an affiliate of NTI, serves as transfer agent, custodian and sub-administrator to the Fund.

3. The paragraph under the section entitled “FUND SUMMARIES – International Equity Index Fund – Management” on page 55 of the Prospectus is deleted and replaced with the following:

INVESTMENT ADVISER AND PORTFOLIO MANAGERS. NTI, an indirect subsidiary of Northern Trust Corporation, serves as the investment adviser of the International Equity Index Fund. Brendan Sullivan, CFA, Vice President of NTI, Steven J. Santiccioli, Vice President of NTI, and Volter Bagriy, CFA, CAIA, Vice President of NTI, have been managers of the Fund since July 2019, September 2024, and September 2024, respectively. The Northern Trust Company, an affiliate of NTI, serves as transfer agent, custodian and sub-administrator to the Fund.

4. The paragraph under the section entitled “FUND SUMMARIES – *Mid Cap Index Fund – Management*” on page 59 of the Prospectus is deleted and replaced with the following:

INVESTMENT ADVISER AND PORTFOLIO MANAGERS. NTI, an indirect subsidiary of Northern Trust Corporation, serves as the investment adviser of the Mid Cap Index Fund. Lucy A. Johnston, Vice President of NTI, Shivani Shah, CFA, Vice President of NTI, and Chris J. Jaeger, CFA, Senior Vice President of NTI, have been managers of the Fund since July 2019, September 2024, and September 2024, respectively. The Northern Trust Company, an affiliate of NTI, serves as transfer agent, custodian and sub-administrator to the Fund.

5. The paragraph under the section entitled “FUND SUMMARIES – *Small Cap Index Fund – Management*” beginning on page 63 of the Prospectus is deleted and replaced with the following:

INVESTMENT ADVISER AND PORTFOLIO MANAGERS. NTI, an indirect subsidiary of Northern Trust Corporation, serves as the investment adviser of the Small Cap Index Fund. Shivani Shah, CFA, Vice President of NTI, Chris J. Jaeger, CFA, Senior Vice President, and Lucy A. Johnston, Vice President of NTI, have been managers of the Fund since December 2021, September 2024, and September 2024, respectively. The Northern Trust Company, an affiliate of NTI, serves as transfer agent, custodian and sub-administrator to the Fund.

6. The paragraph under the section entitled “FUND SUMMARIES – *Stock Index Fund – Management*” on page 67 of the Prospectus is deleted and replaced with the following:

INVESTMENT ADVISER AND PORTFOLIO MANAGERS. NTI, an indirect subsidiary of Northern Trust Corporation, serves as the investment adviser of the Stock Index Fund. Chris J. Jaeger, CFA, Senior Vice President of NTI, Shivani Shah, CFA, Vice President of NTI, and Lucy A. Johnston, Vice President of NTI, have been managers of the Fund since July 2019, September 2024, and September 2024, respectively. The Northern Trust Company, an affiliate of NTI, serves as transfer agent, custodian and sub-administrator to the Fund.

7. The paragraph under the section entitled “FUND SUMMARIES – *Global Sustainability Index Fund – Management*” on page 73 of the Prospectus is deleted and replaced with the following:

INVESTMENT ADVISER AND PORTFOLIO MANAGERS. NTI, an indirect subsidiary of Northern Trust Corporation, serves as the investment adviser of the Global Sustainability Index Fund. Steven J. Santiccioli, Vice President of NTI, Brendan Sullivan, CFA, Vice President of NTI, and Volter Bagriy, CFA, CAIA, Vice President of NTI, have been managers of the Fund since July 2019, September 2024, and September 2024, respectively. The Northern Trust Company, an affiliate of NTI, serves as transfer agent, custodian and sub-administrator to the Fund.

8. The seventh through thirteenth paragraphs under the section entitled “FUND MANAGEMENT – EQUITY AND EQUITY INDEX FUNDS” beginning on page 194 of the Prospectus are deleted and replaced with the following:

The managers for the **Emerging Markets Equity Index Fund** are Robert D. Anstine, Senior Vice President of NTI, Brendan Sullivan, CFA, Vice President of NTI, and Steven J. Santiccioli, Vice President of NTI. Messrs. Anstine, Sullivan and Santiccioli have been managers of the Fund since July 2019, September 2024, and September 2024, respectively. Mr. Anstine joined NTI in January 2007 and is a Portfolio Manager with the Global Index Team. Mr. Sullivan joined NTI in 2012 and is a Senior Portfolio Manager with the Global Index Management Group, where he manages international equity index portfolios. Mr. Santiccioli joined NTI in 2003.

The managers for the **Global Real Estate Index Fund, International Equity Index Fund and Global Sustainability Index Fund** are Volter Bagriy, CFA, CAIA, Vice President of NTI, Brendan Sullivan, CFA, Vice President of NTI, and Steven J. Santiccioli, Vice President of NTI. Mr. Bagriy has been a manager of the Global Real Estate Index Fund since April 2024 and the International Equity Index Fund and Global Sustainability Index Fund since September 2024. Mr. Sullivan has been a manager of the International Equity Index Fund since July 2019 and the Global Real Estate Index Fund and Global Sustainability Index Fund since September 2024. Mr. Santiccioli has been a manager of the Global Sustainability Index Fund since July 2019 and the Global Real Estate Index Fund and International Equity Index Fund since September 2024. Mr. Bagriy joined NTI in 2014 and serves as a portfolio manager on the Global Index team. More information about Messrs. Sullivan and Santiccioli is provided above.

The managers for the **Mid Cap Index Fund, Small Cap Index Fund and Stock Index Fund** are Lucy A. Johnston, Vice President of NTI, Shivani Shah, CFA, Vice President of NTI, and Chris J. Jaeger, CFA, Senior Vice President of NTI. Ms. Johnston has been a manager of the Mid Cap Index Fund since July 2019 and the Small Cap Index Fund and Stock Index Fund since September 2024. Ms. Shah has been a manager of the Small Cap Index Fund since November 2006 and the Mid Cap Index Fund and Stock Index Fund since September 2024. Mr. Jaeger has been a manager of the Stock Index Fund since July 2019 and the Mid Cap Index Fund and Small Cap Index Fund since September 2024. Ms. Johnston joined NTI in 1997 and has managed passive and index products for large, medium and small capitalization mandates. Ms. Shah joined NTI in 2021, where she is responsible for managing a variety of equity index portfolios. Prior to joining Northern Trust,

Ms. Shah was a Portfolio Manager and Trader at The Vanguard Group managing ETFs and equity index investments. Ms. Shah began her career in 2010 and has held various investment management roles at Davis Selected Advisors, The Vanguard Group, and most recently as an independent consultant. Mr. Jaeger joined NTI in 2000 and has managed equity index portfolios.

Please retain this supplement with your Prospectus for future reference.

50 South LaSalle Street
P.O. Box 75986
Chicago, Illinois 60675-5986
800-595-9111
northerntrust.com/funds



MANAGED BY

NF SPT COMBO PRO (9/24)

PROSPECTUS AND STATEMENT OF ADDITIONAL INFORMATION ("SAI") SUPPLEMENT

ACTIVE M EMERGING MARKETS EQUITY FUND SUPPLEMENT DATED SEPTEMBER 17, 2024 TO PROSPECTUS AND SAI DATED JULY 31, 2024

The Board of Trustees (the "Board") of Northern Funds (the "Trust") has approved the termination of Ashmore Investment Management Limited ("Ashmore") as a sub-adviser to the Active M Emerging Markets Equity Fund (the "Fund") effective on or about September 17, 2024, and the appointment of FIAM LLC ("FIAM") as a sub-adviser to the Fund effective on or about September 26, 2024. During this sub-adviser transition period, Northern Trust Investments, Inc. ("NTI"), the Fund's investment adviser, will manage the portion of the Fund previously managed by Ashmore. Accordingly, effective September 17, 2024, the Prospectus and SAI are amended as follows:

1. All references to Ashmore in the Prospectus and SAI are hereby deleted.
2. The paragraph under the section entitled "FUND SUMMARIES – Active M Emerging Markets Equity Fund – Management" on page 168 of the Prospectus is replaced with the following:

INVESTMENT ADVISER, PORTFOLIO MANAGER AND SUB-ADVISERS.

NTI, an indirect subsidiary of Northern Trust Corporation, serves as the investment adviser of the Active M Emerging Markets Equity Fund. Kelly Finegan and Kaz Sikora, each a Senior Vice President of NTI, have been managers of the Fund since May 2023. Axiom Investors LLC, FIAM LLC (effective September 26, 2024) and Westwood Global Investments, LLC each serves as a sub-adviser of the Fund. From time to time, the Fund may have little or no assets allocated to any one particular sub-adviser in light of economic or other conditions, as determined by NTI in its sole discretion. The Northern Trust Company, an affiliate of

NTI, serves as transfer agent, custodian and sub-administrator to the Fund.

3. The following is added to the section entitled "FUND MANAGEMENT – Active M / Multi-Manager Funds – Active M Emerging Markets Equity Fund" on page 197 of the Prospectus:

FIAM LLC ("FIAM") FIAM will begin to manage a portion of the Fund effective on or about September 26, 2024. FIAM was created in 2005 and its principal offices are located at 900 Salem Street, Smithfield, RI 02917. As of June 30, 2024, FIAM managed approximately \$435.98 billion in assets under management.

4. The information under the section entitled "INVESTMENT ADVISER, SUB-ADVISERS, TRANSFER AGENT AND CUSTODIAN – Investment Sub-Advisers – Active M Emerging Markets Equity Fund" on page 92 of the SAI is replaced with the following:

	Sub-Advisers
Active M Emerging Markets Equity Fund	Axiom Investors LLC ("Axiom")
	FIAM LLC ("FIAM") (effective September 26, 2024)
	Westwood Global Investments, LLC ("Westwood")

5. The following information is added to the section entitled "INVESTMENT ADVISER, SUB-ADVISERS AND CUSTODIAN – Investment Sub-Advisers" under the Sub-Adviser ownership and control information beginning on page 92 of the SAI:

FIAM

FIAM was created in 2005 as a wholly owned, indirect subsidiary of FMR LLC.

Please retain this Supplement with your Prospectus and SAI for future reference.

50 South LaSalle Street
P.O. Box 75986
Chicago, Illinois 60675-5986
800-595-9111
northerntrust.com/funds



NF SPT COMBO
PRO&SAI (9/24)

EQUITY FUNDS

GLOBAL TACTICAL ASSET ALLOCATION FUND
 Shares Class (BBALX)
 INCOME EQUITY FUND
 Shares Class (NOIEX)
 INTERNATIONAL EQUITY FUND
 Shares Class (NOIGX)
 LARGE CAP CORE FUND
 Shares Class (NOLCX)
 LARGE CAP VALUE FUND
 Shares Class (NOLVX)
 SMALL CAP VALUE FUND
 Shares Class (NOSGX)
 SMALL CAP CORE FUND
 Class I (NSGRX)
 Class K (NSCKX)
 U.S. QUALITY ESG FUND
 Class I (NUEIX)
 Class K (NUESX)

EQUITY INDEX FUNDS

EMERGING MARKETS EQUITY INDEX FUND
 Shares Class (NOEMX)
 GLOBAL REAL ESTATE INDEX FUND
 Shares Class (NGREX)
 INTERNATIONAL EQUITY INDEX FUND
 Shares Class (NOINX)
 MID CAP INDEX FUND
 Shares Class (NOMIX)
 SMALL CAP INDEX FUND
 Shares Class (NSIDX)
 STOCK INDEX FUND
 Shares Class (NOSIX)
 GLOBAL SUSTAINABILITY INDEX FUND
 Class I (NSRIX)
 Class K (NSRKX)

FIXED INCOME FUNDS

BOND INDEX FUND
 Shares Class (NOBOX)
 CORE BOND FUND
 Shares Class (NOCBX)
 FIXED INCOME FUND
 Shares Class (NOFIX)
 HIGH YIELD FIXED INCOME FUND
 Shares Class (NHFIX)

SHORT BOND FUND

Shares Class (BSBAX)

LIMITED TERM U.S. GOVERNMENT FUND

Shares Class (NSIUX)

TAX-ADVANTAGED ULTRA-SHORT FIXED INCOME FUND

Shares Class (NTAUX)

ULTRA-SHORT FIXED INCOME FUND

Shares Class (NUSFX)

U.S. GOVERNMENT FUND

Shares Class (NOUGX)

U.S. TREASURY INDEX FUND

Shares Class (BTIAX)

TAX-EXEMPT FIXED INCOME FUNDS**ARIZONA TAX-EXEMPT FUND**

Shares Class (NOAZX)

CALIFORNIA INTERMEDIATE TAX-EXEMPT FUND

Shares Class (NCITX)

CALIFORNIA TAX-EXEMPT FUND

Shares Class (NCATX)

HIGH YIELD MUNICIPAL FUND

Shares Class (NHVMX)

INTERMEDIATE TAX-EXEMPT FUND

Shares Class (NOITX)

LIMITED TERM TAX-EXEMPT FUND

Shares Class (NSITX)

TAX-EXEMPT FUND

Shares Class (NOTEX)

ACTIVE M/MULTI-MANAGER FUNDS**ACTIVE M EMERGING MARKETS EQUITY FUND**

Shares Class (NMMEX)

ACTIVE M INTERNATIONAL EQUITY FUND

Shares Class (NMIEX)

MULTI-MANAGER GLOBAL LISTED INFRASTRUCTURE FUND

Shares Class (NMFIX)

MULTI-MANAGER GLOBAL REAL ESTATE FUND

Shares Class (NMMGX)

MULTI-MANAGER HIGH YIELD OPPORTUNITY FUND

Shares Class (NMHYX)

Prospectus dated July 31, 2024

An investment in a Fund is not a deposit of any bank and is not insured or guaranteed by the Federal Deposit Insurance Corporation ("FDIC"), any other government agency, or The Northern Trust Company, its affiliates, subsidiaries or any other bank. An investment in a Fund involves investment risks, including possible loss of principal.

The Securities and Exchange Commission ("SEC") has not approved or disapproved these securities or passed upon the adequacy of this Prospectus. Any representation to the contrary is a criminal offense.

TABLE OF CONTENTS

3 FUND SUMMARIES

3	GLOBAL TACTICAL ASSET ALLOCATION FUND
10	INCOME EQUITY FUND
14	INTERNATIONAL EQUITY FUND
19	LARGE CAP CORE FUND
23	LARGE CAP VALUE FUND
27	SMALL CAP VALUE FUND
31	SMALL CAP CORE FUND
35	U.S. QUALITY ESG FUND
40	EMERGING MARKETS EQUITY INDEX FUND
46	GLOBAL REAL ESTATE INDEX FUND
51	INTERNATIONAL EQUITY INDEX FUND
56	MID CAP INDEX FUND
60	SMALL CAP INDEX FUND
65	STOCK INDEX FUND
69	GLOBAL SUSTAINABILITY INDEX FUND
74	BOND INDEX FUND
79	CORE BOND FUND
85	FIXED INCOME FUND
91	HIGH YIELD FIXED INCOME FUND
97	SHORT BOND FUND
103	LIMITED TERM U.S. GOVERNMENT FUND
108	TAX-ADVANTAGED ULTRA-SHORT FIXED INCOME FUND
114	ULTRA-SHORT FIXED INCOME FUND
120	U.S. GOVERNMENT FUND
125	U.S. TREASURY INDEX FUND
129	ARIZONA TAX-EXEMPT FUND
134	CALIFORNIA INTERMEDIATE TAX-EXEMPT FUND
139	CALIFORNIA TAX-EXEMPT FUND
144	HIGH YIELD MUNICIPAL FUND
149	INTERMEDIATE TAX-EXEMPT FUND
154	LIMITED TERM TAX-EXEMPT FUND
159	TAX-EXEMPT FUND
164	ACTIVE M EMERGING MARKETS EQUITY FUND
170	ACTIVE M INTERNATIONAL EQUITY FUND
175	MULTI-MANAGER GLOBAL LISTED INFRASTRUCTURE FUND

180	MULTI-MANAGER GLOBAL REAL ESTATE FUND
184	MULTI-MANAGER HIGH YIELD OPPORTUNITY FUND

190	INVESTMENT ADVISER
192	MANAGEMENT FEES
194	FUND MANAGEMENT
199	OTHER FUND SERVICES
200	PURCHASING AND SELLING SHARES
200	PURCHASING SHARES
200	OPENING AN ACCOUNT
202	SELLING SHARES
204	CHOOSING A SHARE CLASS – SMALL CAP CORE FUND, U.S. QUALITY ESG FUND AND GLOBAL SUSTAINABILITY INDEX FUND
206	ACCOUNT POLICIES AND OTHER INFORMATION
214	DIVIDENDS AND DISTRIBUTIONS
216	TAX CONSIDERATIONS
220	SECURITIES, TECHNIQUES AND RISKS
220	ADDITIONAL INFORMATION ON INVESTMENT OBJECTIVES, PRINCIPAL INVESTMENT STRATEGIES AND RELATED RISKS, DESCRIPTION OF SECURITIES AND COMMON INVESTMENT TECHNIQUES
259	FINANCIAL HIGHLIGHTS
300	FOR MORE INFORMATION

FUND SUMMARIES

GLOBAL TACTICAL ASSET ALLOCATION FUND

INVESTMENT OBJECTIVE

The Fund seeks to provide long-term capital appreciation and current income.

FEES AND EXPENSES OF THE FUND

This table describes the fees and expenses that you may pay if you buy, hold, and sell shares of the Fund. You may be required to pay commissions and/or other forms of compensation to a financial intermediary for transactions in Shares Class shares, which are not reflected in the tables or the examples below.

Shareholder Fees (fees paid directly from your investment)

None

Annual Fund Operating Expenses (expenses that you pay each year as a percentage of the value of your investment)

	Shares Class
Management Fees	0.23%
Other Expenses	0.17%
Transfer Agency Fees	0.04%
Other Operating Expenses	0.13%
Acquired Fund Fees and Expenses ⁽¹⁾	0.28%
Total Annual Fund Operating Expenses⁽¹⁾	0.68%
Expense Reimbursement ⁽²⁾	(0.13)%
Total Annual Fund Operating Expenses After Expense Reimbursement⁽²⁾	0.55%

⁽¹⁾ The Total Annual Fund Operating Expenses do not correlate to the ratio of expenses to average net assets as reported in the "Financial Highlights" section of the Prospectus, which reflects the operating expenses of the Fund and does not include Acquired Fund Fees and Expenses.

⁽²⁾ Northern Trust Investments, Inc. ("NTI") has contractually agreed to reimburse a portion of the operating expenses of the Fund so that after such reimbursement the Total Annual Fund Operating Expenses of the Fund (excluding (i) acquired fund fees and expenses; (ii) the compensation paid to each Independent Trustee of the Trust; (iii) expenses of third party consultants engaged by the Board of Trustees; (iv) membership dues paid to the Investment Company Institute and Mutual Fund Directors Forum; (v) expenses in connection with the negotiation and renewal of the revolving credit facility; and (vi) extraordinary expenses and interest) do not exceed 0.25%. NTI has also contractually agreed to reimburse the management fees payable by the Fund in an amount equal to the net management fee NTI earns on the amount invested by the Fund in money market funds managed by NTI. These contractual limitations may not be terminated before July 31, 2025 without the approval of the Board of Trustees.

EXAMPLE

The following Example is intended to help you compare the cost of investing in the Fund with the cost of investing in other mutual funds. The Example assumes that you invest \$10,000 in

the Fund for the time periods indicated and then redeem all of your shares at the end of those periods. The Example also assumes that your investment has a 5% return each year and that the Fund's operating expenses remain the same (taking into account the expense reimbursement arrangement for one year, if applicable). Although your actual costs may be higher or lower, based on these assumptions your costs would be:

	1 Year	3 Years	5 Years	10 Years
Shares Class	\$56	\$204	\$366	\$834

PORTFOLIO TURNOVER. The Fund pays transaction costs, such as commissions, when it buys and sells securities (or "turns over" its portfolio). A higher portfolio turnover rate may indicate higher transaction costs and may result in higher taxes when Fund shares are held in a taxable account. These costs, which are not reflected in annual fund operating expenses or in the Example, affect the Fund's performance. During the most recent fiscal year, the Fund's portfolio turnover rate was 38.30% of the average value of its portfolio.

PRINCIPAL INVESTMENT STRATEGIES

The Fund will generally seek exposure to a number of different asset classes based on an asset allocation framework developed by the Investment Policy Committee of The Northern Trust Company ("TNTC") and NTI (TNTC and NTI are collectively referred to herein as "Northern Trust"). The asset classes in which the Fund seeks to obtain exposure include but are not limited to small-, mid- and large-capitalization common stocks; real estate securities; commodity-related securities; mortgage- and asset-backed securities; and fixed-income securities, including high yield securities and money market instruments. The Fund primarily obtains exposure to these asset classes by investing in shares of underlying mutual funds and exchange-traded funds ("ETFs"), including mutual funds and ETFs for which NTI, the Fund's investment adviser, or an affiliate acts as investment adviser (collectively, "Underlying Funds"). The Fund also may obtain exposure to one or more asset classes by investing directly in equity or fixed-income securities or money market instruments. In addition, the Fund also may invest directly in derivatives, including but not limited to forward foreign currency exchange contracts, futures contracts and options on futures contracts, for hedging purposes.

The Fund may obtain exposure to securities of U.S. and foreign issuers, including those in emerging markets countries (i.e., those that are generally in the early stages of their industrial cycles). The Fund expects its foreign exposure to be allocated among various regions or countries, including the United States (but in no less than three different countries).

Northern Trust's Investment Policy Committee is responsible for developing tactical asset allocation recommendations with respect to the Fund using the asset allocation framework and incorporating various criteria, including, for example, economic factors such as gross domestic product and inflation; fixed-income market factors such as sovereign yields, credit spreads and currency trends; and equity market factors such as domestic and foreign operating earnings and valuation levels. NTI monitors the Fund daily to ensure it is invested pursuant to the current asset allocation framework. NTI reviews the asset allocation framework and recommended allocations at least monthly, or more frequently as needed, to consider adjusting the allocations based on its evolving investment views amid changing market and economic conditions. There is no limit in the number of Underlying Funds in which the Fund may invest. The Fund is not required to maintain any minimum or maximum investment in any asset class.

From time to time the Fund may have a focused investment (i.e., investment exposure comprising more than 15% of its total assets) in one or more particular sectors. As of March 31, 2024, the Fund had a focused investment in the information technology sector.

NTI may engage in active trading, and will not consider portfolio turnover a limiting factor in making decisions for the Fund.

PRINCIPAL RISKS

As with any investment, you could lose all or part of your investment in the Fund, and the Fund's performance could trail that of other investments. The Fund is subject to certain risks, including the principal risks noted below, any of which may adversely affect the Fund's net asset value ("NAV"), total return and ability to meet its investment objective. Each risk noted below is considered a principal risk of investing in the Fund, regardless of the order in which it appears. The significance of each risk factor below may change over time and you should review each risk factor carefully.

Because the Fund invests primarily in the Underlying Funds, the risks described below are in reference to the Underlying Funds, and to the extent that the Fund invests directly in securities and other instruments, the risks described below are also directly applicable to the Fund.

MARKET RISK is the risk that the value of the Fund's investments may increase or decrease in response to expected, real or perceived economic, political or financial events in the U.S. or global markets. The frequency and magnitude of such changes in value cannot be predicted. Certain securities and other investments held by the Fund may experience increased volatility, illiquidity, or other potentially adverse effects in response to changing market conditions, inflation, changes in

interest rates, lack of liquidity in the bond or equity markets or volatility in the equity markets. Market disruptions caused by local or regional events such as financial institution failures, war, acts of terrorism, the spread of infectious illness (including epidemics and pandemics) or other public health issues, recessions or other events or adverse investor sentiment could have a significant impact on the Fund and its investments. During periods of market disruption or other abnormal market conditions, the Fund's exposure to risks described elsewhere in this summary will likely increase.

ASSET ALLOCATION RISK is the risk that the selection by a manager of the Underlying Funds and the allocation of the Fund's assets among the various asset classes and market segments will not perform as expected. The Fund's investment in any one Underlying Fund or asset class may exceed 15% of the Fund's total assets, which may cause it to be subject to greater volatility and risk than a more diversified fund.

UNDERLYING FUND RISK is the risk that the Fund's investment performance and its ability to achieve its investment objective are directly related to the performance of the Underlying Funds in which it invests. There can be no assurance that the Underlying Funds will achieve their respective investment objectives. The Fund will be subject to the risks associated with investments in the Underlying Funds, such as the possibility that the value of the securities or instruments held by the Underlying Funds could decrease. In addition, passively managed Underlying Funds may not track the performance of their respective reference assets and may hold troubled securities or other investments. Investments in Underlying Funds may involve duplication of management fees and certain other expenses, as the Fund indirectly bears its proportionate share of any expenses paid by the Underlying Funds in which it invests. Further, investments in ETFs are subject to the following additional risks: (1) an ETF's shares may trade above or below its net asset value; (2) an active trading market for the ETF's shares may not develop or be maintained; and (3) trading an ETF's shares may be halted by the listing exchange. The Fund is subject to the risks of the Underlying Funds in direct proportion to the allocation of its assets among the Underlying Funds. NTI may be subject to potential conflicts of interest with respect to investments in affiliated Underlying Funds, which are Underlying Funds managed by NTI or its affiliates, because the fees paid to NTI by some affiliated Underlying Funds may be higher than the fees paid by other Underlying Funds.

FOREIGN SECURITIES RISK is the risk that investing in foreign (non-U.S.) securities may result in the Fund experiencing more rapid and extreme changes in value than a fund that invests exclusively in securities of U.S. companies, due to less liquid markets, and adverse economic, political, diplomatic, financial, and regulatory factors. Foreign governments may impose limitations on foreigners' ownership of interests in local issuers, restrictions on the ability to repatriate assets, and may also

impose taxes. Any of these events could cause the value of the Fund's investments to decline. Foreign banks, agents and securities depositories that hold the Fund's foreign assets may be subject to little or no regulatory oversight over, or independent evaluation, of their operations. Additional costs associated with investments in foreign securities may include higher custodial fees than those applicable to domestic custodial arrangements and transaction costs of foreign currency conversions. Unless the Fund has hedged its foreign currency exposure, foreign securities risk also involves the risk of negative foreign currency rate fluctuations, which may cause the value of securities denominated in such foreign currency (or other instruments through which the Fund has exposure to foreign currencies) to decline in value. Currency exchange rates may fluctuate significantly over short periods of time. Currency hedging strategies, if used, are not always successful. For instance, forward foreign currency exchange contracts, if used by the Fund, could reduce performance if there are unanticipated changes in currency exchange rates.

EMERGING MARKETS RISK is the risk that emerging markets are generally subject to greater market volatility, political, social and economic instability, uncertain trading markets and more governmental limitations on foreign investments than more developed markets. In addition, companies operating in emerging markets may be subject to lower trading volumes and greater price volatility than companies in more developed markets. Emerging market economies may be based on only a few industries, may be highly vulnerable to changes in local and global trade conditions, and may suffer from extreme and volatile debt burdens or inflation rates. Companies in emerging market countries generally may be subject to less stringent regulatory, disclosure, financial reporting, accounting, auditing and recordkeeping standards than companies in more developed countries. As a result, information, including financial information, about such companies may be less available and reliable, which can impede the Fund's ability to evaluate such companies. Securities law and the enforcement of systems of taxation in many emerging market countries may change quickly and unpredictably, and the ability to bring and enforce actions (including bankruptcy, confiscatory taxation, expropriation, nationalization of a company's assets, restrictions on foreign ownership of local companies, restrictions on withdrawing assets from the country, protectionist measures and practices such as share blocking), or to obtain information needed to pursue or enforce such actions, may be limited. Investments in emerging market securities may be subject to additional transaction costs, delays in settlement procedures, unexpected market closures, and lack of timely information.

INVESTMENT STYLE RISK is the risk that different investment styles (e.g., "growth", "value" or "quantitative") tend to shift in and out of favor, depending on market and economic

conditions as well as investor sentiment. The Fund may outperform or underperform other funds that invest in similar asset classes but employ a different investment style. The Fund may also employ a combination of styles that impacts its risk characteristics.

▪ **QUANTITATIVE INVESTING RISK** is the risk that the value of securities or other investments selected using quantitative analysis by certain of the Underlying Funds can perform differently from the market as a whole or from their expected performance and the Fund may realize a loss. This may be as a result of the factors used in building a multifactor quantitative model, the weights placed on each factor, the accuracy of historical data utilized, and changing sources of market returns. Whenever a model is used, there is also a risk that the model will not work as planned.

MANAGEMENT RISK is the risk that a strategy used by the Fund's investment adviser may fail to produce the intended results or that imperfections, errors or limitations in the tools and data used by the investment adviser may cause unintended results.

COMMODITY-RELATED SECURITIES RISK is the risk that exposure to the commodities markets may subject the Fund to greater volatility than investments in other kinds of securities. In addition to overall market movements, commodity-related securities may be adversely impacted by commodity index volatility, changes in interest rates, or factors affecting a particular industry or commodity, such as weather, disease (including pandemic), tariffs, embargoes or other trade barriers, acts of war or terrorism, or political and regulatory developments.

CREDIT (OR DEFAULT) RISK is the risk that the inability or unwillingness of an issuer or guarantor of a fixed-income security, or a counterparty to a repurchase or other transaction, to meet its principal or interest payments or other financial obligations in a timely manner will adversely affect the value of the Fund's investments and its returns. Changes in an issuer's financial strength, the market's perception of an issuer's creditworthiness, or in the credit rating of the issuer or the security may also affect the value of the Fund's investment in that issuer.

DEBT EXTENSION RISK is the risk that when interest rates rise an issuer will exercise its right to pay principal on certain debt securities held by the Fund later than expected. This will cause the value of the security, and the Fund's NAV, to decrease, and the Fund may lose opportunities to invest in higher yielding securities.

DERIVATIVES RISK is the risk that derivatives may pose risks in addition to and greater than those associated with investing directly in securities, currencies and other instruments, may be illiquid or less liquid, more volatile, more difficult to value and

leveraged so that small changes in the value of the underlying instrument may produce disproportionate losses to the Fund. Derivatives are also subject to counterparty risk, which is the risk that the other party to the transaction will not perform its contractual obligations. The use of derivatives is a highly specialized activity that involves investment techniques and risks different from those associated with investments in more traditional securities and instruments.

- **FORWARD FOREIGN CURRENCY EXCHANGE CONTRACTS RISK** is the risk that, if forward prices increase, a loss will occur to the extent that the agreed upon purchase price of the currency exceeds the price of the currency that was agreed to be sold.
- **FUTURES CONTRACTS RISK** is the risk that there will be imperfect correlation between the change in market value of the Fund's securities and the price of futures contracts, which may result in the strategy not working as intended; the possible inability of the Fund to sell or close out a futures contract at the desired time or price; losses due to unanticipated market movements, which potentially are unlimited; and the possible inability of the Fund's investment adviser to correctly predict the direction of securities' prices, interest rates, currency exchange rates and other economic factors, which may make the Fund's returns more volatile or increase the risk of loss.
- **OPTIONS CONTRACTS RISK** is the risk that there may be an imperfect correlation between the options and the securities markets that cause a given transaction to fail to achieve its objectives. The successful use of options depends on the investment adviser's ability to predict correctly future price fluctuations and the degree of correlation between the options and securities markets. Exchanges can limit the number of positions that can be held or controlled by the Fund or the investment adviser, thus limiting the ability to implement the Fund's strategies.

GEOGRAPHIC RISK is the risk that if an Underlying Fund invests a significant portion of its total assets in certain issuers within the same country or geographic region, an adverse economic, business or political development affecting that country or region may affect the value of the Fund's investments more, and the Fund's investments may be more volatile, than if the Underlying Fund's investments were not so concentrated in such country or region.

SECTOR RISK is the risk that companies in similar businesses may be similarly affected by particular economic or market events, which may, in certain circumstances, cause the value of

securities of all companies in a particular sector of the market to decrease.

- **INFORMATION TECHNOLOGY SECTOR RISK** is the risk that securities of technology companies may be subject to greater price volatility than securities of companies in other sectors. These securities may fall in and out of favor with investors rapidly, which may cause sudden selling and dramatically lower market prices. Technology companies also may be affected adversely by changes in technology, consumer and business purchasing patterns, government regulation and/or obsolete products or services.

HIGH-YIELD RISK is the risk that the Fund's below-investment grade fixed-income securities, sometimes known as "junk bonds," will be subject to greater credit risk, price volatility and risk of loss than investment grade securities, which can adversely impact the Fund's return and NAV. High yield securities are considered highly speculative and are subject to the increased risk of an issuer's inability to make principal and interest payments.

INTEREST RATE RISK is the risk that during periods of rising interest rates, the market value of a Fund's securities will tend to be lower than prevailing market rates and in periods of falling interest rates, the market value of a Fund's securities will tend to be higher. A Fund's yield will vary as short-term securities in its portfolio mature and the proceeds are reinvested in securities with different interest rates. In general, securities with longer maturities or durations are more sensitive to interest rate changes. A general rise in interest rates may cause investors to move out of fixed income securities on a large scale, which could adversely affect the price and liquidity of fixed income securities and could also result in increased redemptions for the Fund. During periods when inflation rates are high or rising, or during periods of low interest rates, the Fund may be subject to a greater risk of rising interest rates. Changing interest rates may have unpredictable effects on the markets and the Fund's investments, may result in heightened market volatility, may impact the liquidity of fixed-income securities and of the Fund, and may detract from Fund performance.

SMALL AND MID CAP STOCK RISK is the risk that stocks of small and mid-sized companies may be more volatile than stocks of larger, more established companies. Small and mid-sized companies may have limited product lines or financial resources, may be dependent upon a particular niche of the market, or may be dependent upon a small or inexperienced management group. The securities of small and mid-sized companies may trade less frequently and in lower volume than the securities of larger companies, which could lead to higher transaction costs. Generally, the smaller the company size, the greater the risk.

ASSET-BACKED AND MORTGAGE-BACKED SECURITIES RISK is the risk that such securities may be less liquid than other bonds, and may be more sensitive than other bonds to the market's perception of issuers and creditworthiness of payees, particularly in declining general economic conditions when concern regarding mortgagees' ability to pay (e.g., the ability of homeowners, commercial mortgagees, consumers with student loans, automobile loans or credit card debt holders to make payments on the underlying loan pools) rises, which may result in the Fund experiencing difficulty selling or valuing these securities. In addition, these securities may not be backed by the full faith and credit of the U.S. government, have experienced extraordinary weakness and volatility at various times in recent years, and may decline quickly in the event of a substantial economic or market downturn. Those asset-backed and mortgage-backed securities that are guaranteed as to the timely payment of interest and principal by a government entity, are not guaranteed as to market price, which will fluctuate. Small movements in interest rates (both increases and decreases) may quickly and significantly reduce the value of certain asset-backed and mortgage-backed securities.

An unexpectedly high rate of defaults on the mortgages held by a mortgage pool may adversely affect the value of mortgage-backed securities and could result in losses to the Fund.

PREPAYMENT (OR CALL) RISK is the risk that an issuer could exercise its right to pay principal on callable debt securities held by the Fund earlier than expected. Issuers may be more likely to prepay when interest rates fall, when credit spreads change, or when an issuer's credit quality improves. If this happens, the Fund will not benefit from the rise in the market price of the securities that normally accompanies a decline in interest rates, and will be forced to reinvest prepayment proceeds in lower yielding securities, which may reduce the Fund's returns. The Fund may also lose any premium it paid to purchase the securities.

REAL ESTATE SECURITIES RISK is the risk that investments in real estate investment trusts ("REITs") and securities of real estate companies will make the Fund more susceptible to risks associated with the ownership of real estate and with the real estate industry in general. These risks include possible declines in the value of real estate, possible lack of mortgage funds and unexpected vacancies of properties, defaults by borrowers or tenants, increases in property taxes, fluctuations in interest rates and limited availability of mortgage financing. REITs that invest in real estate mortgages are also subject to prepayment risks. REITs and real estate companies may be less diversified than other pools of securities, may have lower trading volumes and may be subject to more abrupt or erratic price movements than the overall securities markets.

U.S. GOVERNMENT SECURITIES RISK is the risk that the U.S. government will not provide financial support to its agencies,

instrumentalities or sponsored enterprises if it is not obligated to do so by law. Certain U.S. government securities purchased by the Fund are neither issued nor guaranteed by the U.S. Treasury and, therefore, may not be backed by the full faith and credit of the United States. The maximum potential liability of the issuers of some U.S. government securities may greatly exceed their current resources, including any legal right to support from the U.S. Treasury. It is possible that the issuers of such securities will not have the funds to meet their payment obligations in the future.

As with any mutual fund, it is possible to lose money on an investment in the Fund. An investment in the Fund is not a deposit of any bank and is not insured or guaranteed by the Federal Deposit Insurance Corporation, any other government agency, or The Northern Trust Company, its affiliates, subsidiaries or any other bank.

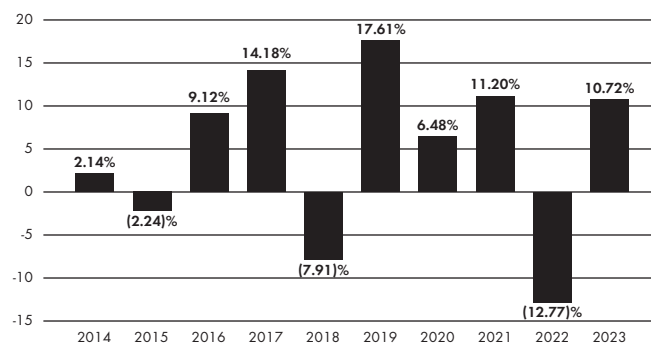
FUND PERFORMANCE

The bar chart and table that follow provide an indication of the risks of investing in the Fund by showing (A) changes in the performance of the Fund from year to year, and (B) how the average annual total returns of the Fund compare to those of two broad-based securities market indices and a custom blended benchmark that reflects the investment instruments in which the Fund invests, in that order.

The Fund's past performance, before and after taxes, is not necessarily an indication of how the Fund will perform in the future.

Updated performance information for the Fund is available and may be obtained on the Trust's website at northerntrust.com/funds or by calling 800-595-9111.

CALENDAR YEAR TOTAL RETURN*



* Year to date total return for the six months ended June 30, 2024 was 3.98%. For the periods shown in the bar chart above, the highest quarterly return was 12.55% in the second quarter of 2020, and the lowest quarterly return was (16.81)% in the first quarter of 2020.

AVERAGE ANNUAL TOTAL RETURN

(For the periods ended December 31, 2023)

	1-Year	5-Year	10-Year
Shares Class			
Returns before taxes	10.72%	6.11%	4.42%
Returns after taxes on distributions	9.22%	4.59%	3.09%
Returns after taxes on distributions and sale of Fund shares	6.50%	4.39%	3.05%
MSCI All Country World Index (reflects no deduction for fees, expenses, or taxes)	22.20%	11.72%	7.93%
Bloomberg U.S. Aggregate Bond Index (reflects no deduction for fees, expenses, or taxes)	5.53%	1.10%	1.81%
Blended Index (60% MSCI All Country World Index and 40% Bloomberg U.S. Aggregate Bond Index (reflects no deduction for fees, expenses, or taxes))	15.37%	7.67%	5.68%

After-tax returns are calculated using the historical highest individual federal marginal income tax rates and do not reflect the impact of state and local taxes. Actual after-tax returns depend on an investor's tax situation and may differ from those shown. After-tax returns shown are not relevant to investors who hold their shares through tax-advantaged arrangements, such as 401(k) plans or individual retirement accounts.

In calculating the federal income taxes due on redemptions, capital gains taxes resulting from redemptions are subtracted from the redemption proceeds and the tax benefits from capital losses resulting from the redemptions are added to the redemption proceeds. Under certain circumstances, the addition of the tax benefits from capital losses resulting from redemptions may cause the Returns after taxes on distributions and sale of fund shares to be greater than the Returns after taxes on distributions or even the Returns before taxes.

MANAGEMENT

INVESTMENT ADVISER AND PORTFOLIO MANAGERS. NTI, an indirect subsidiary of Northern Trust Corporation, serves as the investment adviser of the Global Tactical Asset Allocation Fund. Timothy Johnson, Senior Vice President of NTI, Anwiti Bahuguna, PhD, Executive Vice President of NTI, and Daniel Ballantine, Vice President of NTI, have been managers of the Fund since July 2022, December 2023, and December 2023, respectively. The Northern Trust Company, an affiliate of NTI, serves as transfer agent, custodian and sub-administrator to the Fund.

PURCHASE AND SALE OF FUND SHARES

You may purchase Shares Class shares of the Fund by opening an account directly with Northern Funds (the "Trust") with a minimum initial investment of \$2,500 in the Fund (\$500 for an IRA; \$250 under the Automatic Investment Plan; and \$500 for employees of Northern Trust and its affiliates). The minimum

subsequent investment is \$50 (except for reinvestments of distributions for which there is no minimum). The Fund reserves the right to waive these minimums. You may also purchase Shares Class shares of the Fund through an account at Northern Trust (or an affiliate) or an authorized intermediary.

If you purchase, sell (redeem) or exchange Shares Class shares through an authorized intermediary, you may be required to pay a commission and/or other forms of compensation to the intermediary. In addition, an authorized intermediary may impose different investment minimums than those set forth above. The Fund is not responsible for any investment minimums imposed by authorized intermediaries or for notifying shareholders of any changes to them.

On any business day, you may sell (redeem) or exchange shares through your account by contacting your Northern Trust account representative or authorized intermediary. If you purchase shares directly from the Trust, you may sell (redeem) or exchange your shares in one of the following ways:

- By Mail – Send a written request to: Northern Funds, P.O. Box 75986, Chicago, Illinois 60675-5986.
- By Telephone – Authorize the telephone privilege on your New Account Application. Call 800-595-9111 to use the telephone privilege.
- By Wire – Authorize wire redemptions on your New Account Application and have proceeds sent by federal wire transfer to a previously designated bank account (the minimum redemption amount by this method is \$250). You will be charged \$15 for each wire redemption unless the designated bank account is maintained at Northern Trust or an affiliated bank. Call 800-595-9111 for instructions.
- By Systematic Withdrawal – If you own shares of the Fund with a minimum value of \$10,000, you may elect to have a fixed sum redeemed at regular intervals and distributed in cash or reinvested in one or more other funds of the Trust. Call 800-595-9111 for an application form and additional information. The minimum amount is \$250 per withdrawal.
- By Exchange – Complete the Exchange Privilege section of your New Account Application to exchange shares of one fund in the Trust for shares of another fund in the Trust. Shares being exchanged must have a value of at least \$1,000 (\$2,500 if a new account is being established by the exchange, \$500 if the new account is an IRA). Call 800-595-9111 for more information.
- By Internet – You may initiate transactions between Northern Trust banking and Fund accounts by using Northern Trust Private Passport. For details and to sign up for this service, go to northerntrust.com/funds or contact your Relationship Manager.

TAX INFORMATION

The Fund's distributions are generally taxable to you as ordinary income, qualified dividend income, capital gains, or a combination of the three, unless you are investing through a tax-exempt or tax-advantaged arrangement, such as a 401(k) plan or an individual retirement account. Distributions may be taxable upon withdrawal from tax-advantaged accounts.

PAYMENTS TO BROKERS-DEALERS AND OTHER FINANCIAL INTERMEDIARIES

If you purchase the Fund through a broker-dealer or other financial intermediary (such as a bank), the Fund and its related companies may pay the intermediary for the sale of Fund shares and related services. These payments may create a conflict of interest by influencing the broker-dealer or other intermediary and your salesperson to recommend the Fund over another investment. Ask your salesperson or visit your financial intermediary's website for more information.

INVESTMENT OBJECTIVE

The Fund seeks to provide a high level of current income and long-term capital appreciation.

FEES AND EXPENSES OF THE FUND

This table describes the fees and expenses that you may pay if you buy, hold, and sell shares of the Fund. You may be required to pay commissions and/or other forms of compensation to a financial intermediary for transactions in Shares Class shares, which are not reflected in the tables or the examples below.

Shareholder Fees (fees paid directly from your investment)

None

Annual Fund Operating Expenses (expenses that you pay each year as a percentage of the value of your investment)

	Shares Class
Management Fees	0.46%
Other Expenses	0.17%
Transfer Agent Fees	0.04%
Other Operating Expenses	0.13%
Total Annual Fund Operating Expenses	0.63%
Expense Reimbursement ⁽¹⁾	(0.14)%
Total Annual Fund Operating Expenses After Expense Reimbursement⁽¹⁾	0.49%

⁽¹⁾ Northern Trust Investments, Inc. ("NTI") has contractually agreed to reimburse a portion of the operating expenses of the Fund so that after such reimbursement the Total Annual Fund Operating Expenses of the Fund (excluding (i) acquired fund fees and expenses; (ii) the compensation paid to each Independent Trustee of the Trust; (iii) expenses of third party consultants engaged by the Board of Trustees; (iv) membership dues paid to the Investment Company Institute and Mutual Fund Directors Forum; (v) expenses in connection with the negotiation and renewal of the revolving credit facility; and (vi) extraordinary expenses and interest) do not exceed 0.48%. NTI has also contractually agreed to reimburse the management fees payable by the Fund in an amount equal to the net management fee NTI earns on the amount invested by the Fund in money market funds managed by NTI. These contractual limitations may not be terminated before July 31, 2025 without the approval of the Board of Trustees.

EXAMPLE

The following Example is intended to help you compare the cost of investing in the Fund with the cost of investing in other mutual funds. The Example assumes that you invest \$10,000 in the Fund for the time periods indicated and then redeem all of your shares at the end of those periods. The Example also assumes that your investment has a 5% return each year and that the Fund's operating expenses remain the same (taking into account the expense reimbursement arrangement for one

year, if applicable). Although your actual costs may be higher or lower, based on these assumptions your costs would be:

	1 Year	3 Years	5 Years	10 Years
Shares Class	\$50	\$188	\$337	\$773

PORTFOLIO TURNOVER. The Fund pays transaction costs, such as commissions, when it buys and sells securities (or "turns over" its portfolio). A higher portfolio turnover rate may indicate higher transaction costs and may result in higher taxes when Fund shares are held in a taxable account. These costs, which are not reflected in annual fund operating expenses or in the Example, affect the Fund's performance. During the most recent fiscal year, the Fund's portfolio turnover rate was 25.40% of the average value of its portfolio.

PRINCIPAL INVESTMENT STRATEGIES

In seeking to achieve its investment objective, the Fund will, under normal circumstances, invest at least 80% of its net assets in income-producing equity securities, including dividend-paying common and preferred stocks. The Fund seeks to provide a high level of current income relative to its benchmark index.

In determining capital appreciation potential, NTI uses a proprietary quantitative ranking system that is designed to provide exposure to equity securities that exhibit quality characteristics. Beginning with a broad universe of highly liquid equity securities, NTI applies a proprietary quality score, which ranks each security based on its issuer's profitability, management efficiency, and cash generation, to screen out the lowest quality securities based on their proprietary ranking. NTI then selects securities from the remaining universe that it believes will achieve the appropriate quality and yield exposures. NTI also performs a risk management analysis in which NTI seeks to measure and manage risk exposures at the security, sector and portfolio levels through portfolio diversification. Final purchase decisions are made based on the desired level of diversification and dividend yield.

The Fund may use derivatives such as stock index futures contracts to equitize cash and enhance portfolio liquidity. NTI will normally sell a security that it believes is no longer attractive based upon the evaluation criteria described above.

From time to time the Fund may have a focused investment (i.e., investment exposure comprising more than 15% of its total assets) in one or more particular sectors. As of March 31, 2024, the Fund had a focused investment in the information technology sector.

PRINCIPAL RISKS

As with any investment, you could lose all or part of your investment in the Fund, and the Fund's performance could trail that of other investments. The Fund is subject to certain risks, including the principal risks noted below, any of which may adversely affect the Fund's net asset value ("NAV"), yield, total return and ability to meet its investment objective. Each risk noted below is considered a principal risk of investing in the Fund, regardless of the order in which it appears. The significance of each risk factor below may change over time and you should review each risk factor carefully.

MARKET RISK is the risk that the value of the Fund's investments may increase or decrease in response to expected, real or perceived economic, political or financial events in the U.S. or global markets. The frequency and magnitude of such changes in value cannot be predicted. Certain securities and other investments held by the Fund may experience increased volatility, illiquidity, or other potentially adverse effects in response to changing market conditions, inflation, changes in interest rates, lack of liquidity in the bond or equity markets or volatility in the equity markets. Market disruptions caused by local or regional events such as financial institution failures, war, acts of terrorism, the spread of infectious illness (including epidemics and pandemics) or other public health issues, recessions or other events or adverse investor sentiment could have a significant impact on the Fund and its investments. During periods of market disruption or other abnormal market conditions, the Fund's exposure to risks described elsewhere in this summary will likely increase.

INVESTMENT STYLE RISK is the risk that different investment styles (e.g., "growth", "value" or "quantitative") tend to shift in and out of favor, depending on market and economic conditions as well as investor sentiment. The Fund may outperform or underperform other funds that invest in similar asset classes but employ a different investment style. The Fund may also employ a combination of styles that impacts its risk characteristics.

- **QUANTITATIVE INVESTING RISK** is the risk that the value of securities or other investments selected using quantitative analysis can perform differently from the market as a whole or from their expected performance and the Fund may realize a loss. This may be as a result of the factors used in building a multifactor quantitative model, the weights placed on each factor, the accuracy of historical data utilized, and changing sources of market returns. Whenever a model is used, there is also a risk that the model will not work as planned.

MANAGEMENT RISK is the risk that a strategy used by the Fund's investment adviser may fail to produce the intended

results or that imperfections, errors or limitations in the tools and data used by the investment adviser may cause unintended results.

SECTOR RISK is the risk that companies in similar businesses may be similarly affected by particular economic or market events, which may, in certain circumstances, cause the value of securities of all companies in a particular sector of the market to decrease.

- **INFORMATION TECHNOLOGY SECTOR RISK** is the risk that securities of technology companies may be subject to greater price volatility than securities of companies in other sectors. These securities may fall in and out of favor with investors rapidly, which may cause sudden selling and dramatically lower market prices. Technology companies also may be affected adversely by changes in technology, consumer and business purchasing patterns, government regulation and/or obsolete products or services.

DERIVATIVES RISK is the risk that derivatives may pose risks in addition to and greater than those associated with investing directly in securities, currencies and other instruments, may be illiquid or less liquid, more volatile, more difficult to value and leveraged so that small changes in the value of the underlying instrument may produce disproportionate losses to the Fund. Derivatives are also subject to counterparty risk, which is the risk that the other party to the transaction will not perform its contractual obligations. The use of derivatives is a highly specialized activity that involves investment techniques and risks different from those associated with investments in more traditional securities and instruments.

- **FUTURES CONTRACTS RISK** is the risk that there will be imperfect correlation between the change in market value of the Fund's securities and the price of futures contracts, which may result in the strategy not working as intended; the possible inability of the Fund to sell or close out a futures contract at the desired time or price; losses due to unanticipated market movements, which potentially are unlimited; and the possible inability of the Fund's investment adviser to correctly predict the direction of securities' prices, interest rates, currency exchange rates and other economic factors, which may make the Fund's returns more volatile or increase the risk of loss.

PREFERRED SECURITIES RISK is the risk that preferred securities may be subordinated to bonds or other debt instruments, subjecting them to a greater risk of non-payment, may be less liquid than many other securities, such as common stocks, and generally offer no voting rights with respect to the issuer. Preferred securities also are subject to issuer-specific and market risks applicable generally to equity securities.

DIVIDEND RISK is the risk that as a group, securities that pay high dividends may fall out of favor with investors and underperform companies that do not pay high dividends. Also, changes in the dividend policies of such companies and the capital resources available for such companies' dividend payments may affect the Fund. There is the possibility that dividend-paying companies could reduce or eliminate the payment of dividends in the future or an anticipated acceleration of dividends may not occur. Depending on market conditions, dividend paying stocks that meet the Fund's investment criteria may not be widely available for purchase by the Fund, which may increase the volatility of the Fund's returns and limit its ability to produce current income while remaining fully diversified. High-dividend stocks may not experience high earnings growth or capital appreciation. The Fund's performance during a broad market advance could suffer because dividend paying stocks may not experience the same capital appreciation as non-dividend paying stocks.

As with any mutual fund, it is possible to lose money on an investment in the Fund. An investment in the Fund is not a deposit of any bank and is not insured or guaranteed by the Federal Deposit Insurance Corporation, any other government agency, or The Northern Trust Company, its affiliates, subsidiaries or any other bank.

FUND PERFORMANCE

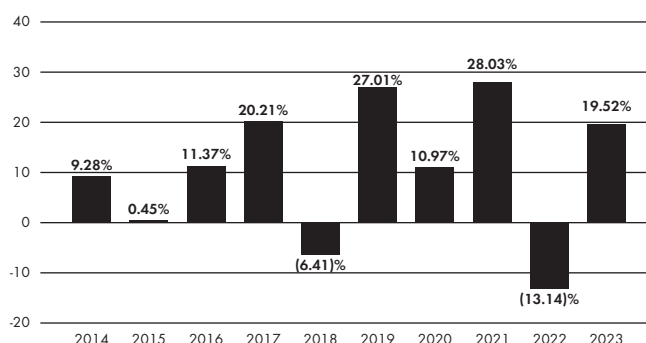
The bar chart and table that follow provide an indication of the risks of investing in the Fund by showing (A) changes in the performance of the Fund from year to year, and (B) how the average annual total returns of the Fund compare to those of a broad-based securities market index.

On July 31, 2014, the Fund changed its principal investment strategy from a fundamental actively managed strategy to a quantitative actively managed strategy. The performance shown prior to that date represents performance of the Fund's prior fundamental actively managed strategy.

The Fund's past performance, before and after taxes, is not necessarily an indication of how the Fund will perform in the future.

Updated performance information for the Fund is available and may be obtained on the Fund's website at northerntrust.com/funds or by calling 800-595-9111.

CALENDAR YEAR TOTAL RETURN*



* Year to date total return for the six months ended June 30, 2024 was 14.18%. For the periods shown in the bar chart above, the highest quarterly return was 19.18% in the second quarter of 2020, and the lowest quarterly return was (22.67)% in the first quarter of 2020.

AVERAGE ANNUAL TOTAL RETURN

(For the periods ended December 31, 2023)

	1-Year	5-Year	10-Year
Shares Class			
Returns before taxes	19.52%	13.38%	9.92%
Returns after taxes on distributions	17.56%	11.11%	7.28%
Returns after taxes on distributions and sale of Fund shares	12.86%	10.37%	7.30%
S&P 500® Index (reflects no deduction for fees, expenses, or taxes)	26.29%	15.69%	12.03%

After-tax returns are calculated using the historical highest individual federal marginal income tax rates and do not reflect the impact of state and local taxes. Actual after-tax returns depend on an investor's tax situation and may differ from those shown. After-tax returns shown are not relevant to investors who hold their shares through tax-advantaged arrangements, such as 401(k) plans or individual retirement accounts.

In calculating the federal income taxes due on redemptions, capital gains taxes resulting from redemptions are subtracted from the redemption proceeds and the tax benefits from capital losses resulting from the redemptions are added to the redemption proceeds. Under certain circumstances, the addition of the tax benefits from capital losses resulting from redemptions may cause the Returns after taxes on distributions and sale of fund shares to be greater than the Returns after taxes on distributions or even the Returns before taxes.

MANAGEMENT

INVESTMENT ADVISER AND PORTFOLIO MANAGERS. NTI, an indirect subsidiary of Northern Trust Corporation, serves as the investment adviser of the Income Equity Fund. Reed A. LeMar, CFA, and Jeffrey D. Sampson, CFA, each a Senior Vice President of NTI, have been managers of the Fund since July 2017, and Sridhar Kancharla, CFA, Senior Vice President of NTI, has been a manager of the Fund since July 2018. The Northern Trust Company, an affiliate of NTI, serves as transfer agent, custodian and sub-administrator to the Fund.

PURCHASE AND SALE OF FUND SHARES

You may purchase Shares Class shares of the Fund by opening an account directly with Northern Funds (the “Trust”) with a minimum initial investment of \$2,500 in the Fund (\$500 for an IRA; \$250 under the Automatic Investment Plan; and \$500 for employees of Northern Trust and its affiliates). The minimum subsequent investment is \$50 (except for reinvestments of distributions for which there is no minimum). The Fund reserves the right to waive these minimums. You may also purchase Shares Class shares of the Fund through an account at Northern Trust (or an affiliate) or an authorized intermediary.

If you purchase, sell (redeem) or exchange Shares Class shares through an authorized intermediary, you may be required to pay a commission and/or other forms of compensation to the intermediary. In addition, an authorized intermediary may impose different investment minimums than those set forth above. The Fund is not responsible for any investment minimums imposed by authorized intermediaries or for notifying shareholders of any changes to them.

On any business day, you may sell (redeem) or exchange shares through your account by contacting your Northern Trust account representative or authorized intermediary. If you purchase shares directly from the Trust, you may sell (redeem) or exchange your shares in one of the following ways:

- By Mail – Send a written request to: Northern Funds, P.O. Box 75986, Chicago, Illinois 60675-5986.
- By Telephone – Authorize the telephone privilege on your New Account Application. Call 800-595-9111 to use the telephone privilege.
- By Wire – Authorize wire redemptions on your New Account Application and have proceeds sent by federal wire transfer to a previously designated bank account (the minimum redemption amount by this method is \$250). You will be charged \$15 for each wire redemption unless the designated bank account is maintained at Northern Trust or an affiliated bank. Call 800-595-9111 for instructions.

- By Systematic Withdrawal – If you own shares of the Fund with a minimum value of \$10,000, you may elect to have a fixed sum redeemed at regular intervals and distributed in cash or reinvested in one or more other funds of the Trust. Call 800-595-9111 for an application form and additional information. The minimum amount is \$250 per withdrawal.
- By Exchange – Complete the Exchange Privilege section of your New Account Application to exchange shares of one fund in the Trust for shares of another fund in the Trust. Shares being exchanged must have a value of at least \$1,000 (\$2,500 if a new account is being established by the exchange, \$500 if the new account is an IRA). Call 800-595-9111 for more information.
- By Internet – You may initiate transactions between Northern Trust banking and Fund accounts by using Northern Trust Private Passport. For details and to sign up for this service, go to northerntrust.com/funds or contact your Relationship Manager.

TAX INFORMATION

The Fund’s distributions are generally taxable to you as ordinary income, qualified dividend income, capital gains, or a combination of the three, unless you are investing through a tax-exempt or tax-advantaged arrangement, such as a 401(k) plan or an individual retirement account. Distributions may be taxable upon withdrawal from tax-advantaged accounts.

PAYMENTS TO BROKERS-DEALERS AND OTHER FINANCIAL INTERMEDIARIES

If you purchase the Fund through a broker-dealer or other financial intermediary (such as a bank), the Fund and its related companies may pay the intermediary for the sale of Fund shares and related services. These payments may create a conflict of interest by influencing the broker-dealer or other intermediary and your salesperson to recommend the Fund over another investment. Ask your salesperson or visit your financial intermediary’s website for more information.

INVESTMENT OBJECTIVE

The Fund seeks to provide long-term capital appreciation. Any income received is incidental to this objective.

FEES AND EXPENSES OF THE FUND

This table describes the fees and expenses that you may pay if you buy, hold, and sell shares of the Fund. You may be required to pay commissions and/or other forms of compensation to a financial intermediary for transactions in Shares Class shares, which are not reflected in the tables or the examples below.

Shareholder Fees (fees paid directly from your investment)

Maximum Sales Charge (Load) Imposed on Purchases (as a percentage of offering price)	None
--	------

Redemption Fee (30 days or less after purchase) (as a percentage of amount redeemed, if applicable)	2.00%
---	-------

Annual Fund Operating Expenses (expenses that you pay each year as a percentage of the value of your investment)

	Shares Class
Management Fees	0.47%
Other Expenses	0.18%
Transfer Agent Fees	0.04%
Other Operating Expenses	0.14%
Total Annual Fund Operating Expenses	0.65%
Expense Reimbursement ⁽¹⁾	(0.14)%
Total Annual Fund Operating Expenses After Expense Reimbursement⁽¹⁾	0.51%

⁽¹⁾ Northern Trust Investments, Inc. ("NTI") has contractually agreed to reimburse a portion of the operating expenses of the Fund so that after such reimbursement the Total Annual Fund Operating Expenses of the Fund (excluding (i) acquired fund fees and expenses; (ii) the compensation paid to each Independent Trustee of the Trust; (iii) expenses of third party consultants engaged by the Board of Trustees; (iv) membership dues paid to the Investment Company Institute and Mutual Fund Directors Forum; (v) expenses in connection with the negotiation and renewal of the revolving credit facility; and (vi) extraordinary expenses and interest) do not exceed 0.49%. NTI has also contractually agreed to reimburse the management fees payable by the Fund in an amount equal to the net management fee NTI earns on the amount invested by the Fund in money market funds managed by NTI. These contractual limitations may not be terminated before July 31, 2025 without the approval of the Board of Trustees.

EXAMPLE

The following Example is intended to help you compare the cost of investing in the Fund with the cost of investing in other mutual funds. The Example assumes that you invest \$10,000 in the Fund for the time periods indicated and then redeem all of your shares at the end of those periods. The Example also assumes that your investment has a 5% return each year and that the Fund's operating expenses remain the same (taking

into account the expense reimbursement arrangement for one year, if applicable). Although your actual costs may be higher or lower, based on these assumptions your costs would be:

	1 Year	3 Years	5 Years	10 Years
Shares Class	\$52	\$194	\$348	\$797

PORTFOLIO TURNOVER. The Fund pays transaction costs, such as commissions, when it buys and sells securities (or "turns over" its portfolio). A higher portfolio turnover rate may indicate higher transaction costs and may result in higher taxes when Fund shares are held in a taxable account. These costs, which are not reflected in annual fund operating expenses or in the Example, affect the Fund's performance. During the most recent fiscal year, the Fund's portfolio turnover rate was 47.19% of the average value of its portfolio.

PRINCIPAL INVESTMENT STRATEGIES

In seeking long-term capital appreciation, the Fund will invest, under normal circumstances, at least 80% of its net assets in equity securities. Under normal circumstances, the Fund will invest significantly (at least 40%) in the securities of companies that are located, headquartered, incorporated or otherwise organized outside of the United States. These companies generally have market capitalizations in excess of \$1 billion. The Fund may invest up to 25% of its total assets in emerging market countries (i.e., those that are generally in the early stages of their industrial cycles).

The Fund's investment strategy attempts to create a portfolio with similar risk, style, capitalization and industry characteristics as the MSCI World[®] ex USA Index with the potential to provide excess returns by allowing the Fund to hold a portion, but not all of the securities in the MSCI World ex USA Index. In managing the Fund, NTI attempts to achieve the Fund's objective by overweighting those stocks that it believes will outperform the MSCI World ex USA Index and underweighting (or excluding entirely) those stocks that it believes will underperform the MSCI World ex USA Index. The Fund seeks to accomplish this goal by employing a strategy that uses statistics and advanced econometric methods to evaluate fundamental and quantifiable stock or firm characteristics (such as relative valuation, price momentum and earnings quality). The characteristics are combined to create a proprietary multifactor quantitative stock selection model that generates stock specific forecasts that are used along with controls intended to manage risk to determine security weightings.

The Fund may use derivatives such as stock index futures contracts to equitize cash and enhance portfolio liquidity. NTI will normally sell a security that it believes is no longer attractive based upon the evaluation criteria described above.

From time to time the Fund may have a focused investment (i.e., investment exposure comprising more than 15% of its total assets) in one or more particular sectors, countries or geographic regions. As of March 31, 2024, the Fund had focused investments in the financials and industrials sectors and in Japan.

NTI may engage in active trading, and will not consider portfolio turnover a limiting factor in making decisions for the Fund.

MSCI Inc. does not endorse any of the securities in the MSCI World ex USA Index. It is not a sponsor of the International Equity Fund and is not affiliated with the Fund in any way.

PRINCIPAL RISKS

As with any investment, you could lose all or part of your investment in the Fund, and the Fund's performance could trail that of other investments. The Fund is subject to certain risks, including the principal risks noted below, any of which may adversely affect the Fund's net asset value ("NAV"), total return and ability to meet its investment objective. Each risk noted below is considered a principal risk of investing in the Fund, regardless of the order in which it appears. The significance of each risk factor below may change over time and you should review each risk factor carefully.

MARKET RISK is the risk that the value of the Fund's investments may increase or decrease in response to expected, real or perceived economic, political or financial events in the U.S. or global markets. The frequency and magnitude of such changes in value cannot be predicted. Certain securities and other investments held by the Fund may experience increased volatility, illiquidity, or other potentially adverse effects in response to changing market conditions, inflation, changes in interest rates, lack of liquidity in the bond or equity markets or volatility in the equity markets. Market disruptions caused by local or regional events such as financial institution failures, war, acts of terrorism, the spread of infectious illness (including epidemics and pandemics) or other public health issues, recessions or other events or adverse investor sentiment could have a significant impact on the Fund and its investments. During periods of market disruption or other abnormal market conditions, the Fund's exposure to risks described elsewhere in this summary will likely increase.

MID CAP STOCK RISK is the risk that stocks of mid-sized companies may be more volatile than stocks of larger, more established companies, and may lack sufficient market liquidity. Mid-sized companies may have limited product lines or financial resources, may be dependent upon a particular niche of the market, or may be dependent upon a small or inexperienced management group. Securities of mid-sized companies may trade less frequently and in lower volume than

the securities of larger companies, which could lead to higher transaction costs. Generally the smaller the company size, the greater the risk.

FOREIGN SECURITIES RISK is the risk that investing in foreign (non-U.S.) securities may result in the Fund experiencing more rapid and extreme changes in value than a fund that invests exclusively in securities of U.S. companies, due to less liquid markets and adverse economic, political, diplomatic, financial, and regulatory factors. Foreign governments may impose limitations on foreigners' ownership of interests in local issuers, restrictions on the ability to repatriate assets, and may also impose taxes. Any of these events could cause the value of the Fund's investments to decline. Foreign banks, agents and securities depositories that hold the Fund's foreign assets may be subject to little or no regulatory oversight over, or independent evaluation, of their operations. Additional costs associated with investments in foreign securities may include higher custodial fees than those applicable to domestic custodial arrangements and transaction costs of foreign currency conversions. Unless the Fund has hedged its foreign currency exposure, foreign securities risk also involves the risk of negative foreign currency rate fluctuations, which may cause the value of securities denominated in such foreign currency (or other instruments through which the Fund has exposure to foreign currencies) to decline in value. Currency exchange rates may fluctuate significantly over short periods of time. Currency hedging strategies, if used, are not always successful. For instance, forward foreign currency exchange contracts, if used by the Fund, could reduce performance if there are unanticipated changes in currency exchange rates.

EMERGING MARKETS RISK is the risk that emerging markets are generally subject to greater market volatility, political, social and economic instability, uncertain trading markets and more governmental limitations on foreign investments than more developed markets. In addition, companies operating in emerging markets may be subject to lower trading volumes and greater price volatility than companies in more developed markets. Emerging market economies may be based on only a few industries, may be highly vulnerable to changes in local and global trade conditions, and may suffer from extreme and volatile debt burdens or inflation rates. Companies in emerging market countries generally may be subject to less stringent regulatory, disclosure, financial reporting, accounting, auditing and recordkeeping standards than companies in more developed countries. As a result, information, including financial information, about such companies may be less available and reliable, which can impede the Fund's ability to evaluate such companies. Securities law and the enforcement of systems of taxation in many emerging market countries may change quickly and unpredictably, and the ability to bring and enforce actions (including bankruptcy, confiscatory taxation, expropriation, nationalization of a company's assets,

restrictions on foreign ownership of local companies, restrictions on withdrawing assets from the country, protectionist measures and practices such as share blocking), or to obtain information needed to pursue or enforce such actions, may be limited. Investments in emerging market securities may be subject to additional transaction costs, delays in settlement procedures, unexpected market closures, and lack of timely information.

INVESTMENT STYLE RISK is the risk that different investment styles (e.g., “growth”, “value” or “quantitative”) tend to shift in and out of favor, depending on market and economic conditions as well as investor sentiment. The Fund may outperform or underperform other funds that invest in similar asset classes but employ a different investment style. The Fund may also employ a combination of styles that impacts its risk characteristics.

- **QUANTITATIVE INVESTING RISK** is the risk that the value of securities or other investments selected using quantitative analysis can perform differently from the market as a whole or from their expected performance and the Fund may realize a loss. This may be as a result of the factors used in building a multifactor quantitative model, the weights placed on each factor, the accuracy of historical data utilized, and changing sources of market returns. Whenever a model is used, there is also a risk that the model will not work as planned.

MANAGEMENT RISK is the risk that a strategy used by the Fund’s investment adviser may fail to produce the intended results or that imperfections, errors or limitations in the tools and data used by the investment adviser may cause unintended results.

GEOGRAPHIC RISK is the risk that if the Fund invests a significant portion of its total assets in certain issuers within the same country or geographic region, an adverse economic, business or political development affecting that country or region may affect the value of the Fund’s investments more, and the Fund’s investments may be more volatile, than if its investments were not so concentrated in such country or region.

- **JAPAN INVESTMENT RISK** is the risk of investing in securities of Japanese issuers. The Japanese economy may be subject to considerable degrees of economic, political and social instability, which could negatively impact Japanese issuers. In recent times, Japan’s economic growth rate has remained low, and it may remain low in the future. In addition, Japan is subject to the risk of natural disasters, such as earthquakes, volcanic eruptions, typhoons and tsunamis, which could negatively affect the securities of Japanese companies held by the Fund.

SECTOR RISK is the risk that companies in similar businesses may be similarly affected by particular economic or market events, which may, in certain circumstances, cause the value of securities of all companies in a particular sector of the market to decrease.

- **FINANCIALS SECTOR RISK** is the risk that companies in the financials sector can be significantly affected by changes in interest rates, government regulation, the rate of corporate and consumer debt defaulted, price competition, and the availability and cost of capital, among other factors.
- **INDUSTRIALS SECTOR RISK** is the risk that companies in the industrials sector may be significantly affected by, among other things, worldwide economic growth, supply and demand for specific products and services, rapid technological developments, international political and economic developments, environmental issues, and tax and governmental regulatory policies.

DERIVATIVES RISK is the risk that derivatives may pose risks in addition to and greater than those associated with investing directly in securities, currencies and other instruments, may be illiquid or less liquid, more volatile, more difficult to value and leveraged so that small changes in the value of the underlying instrument may produce disproportionate losses to the Fund. Derivatives are also subject to counterparty risk, which is the risk that the other party to the transaction will not perform its contractual obligations. The use of derivatives is a highly specialized activity that involves investment techniques and risks different from those associated with investments in more traditional securities and instruments.

- **FUTURES CONTRACTS RISK** is the risk that there will be imperfect correlation between the change in market value of the Fund’s securities and the price of futures contracts, which may result in the strategy not working as intended; the possible inability of the Fund to sell or close out a futures contract at the desired time or price; losses due to unanticipated market movements, which potentially are unlimited; and the possible inability of the Fund’s investment adviser to correctly predict the direction of securities’ prices, interest rates, currency exchange rates and other economic factors, which may make the Fund’s returns more volatile or increase the risk of loss.

VALUATION RISK is the risk that the sale price the Fund could receive for a portfolio security may differ from the Fund’s valuation of the security, particularly for securities that trade in low volume or volatile markets or that are valued using a fair value methodology. In addition, the value of the securities in the Fund’s portfolio may change on days when shareholders will not be able to purchase or sell the Fund’s shares.

As with any mutual fund, it is possible to lose money on an investment in the Fund. An investment in the Fund is not a deposit of any bank and is not insured or guaranteed by the Federal Deposit Insurance Corporation, any other government agency, or The Northern Trust Company, its affiliates, subsidiaries or any other bank.

FUND PERFORMANCE

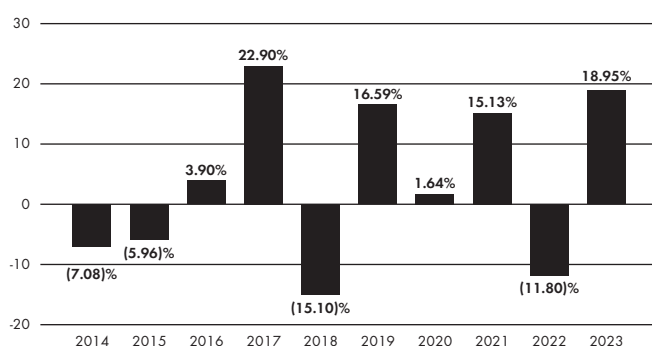
The bar chart and table that follow provide an indication of the risks of investing in the Fund by showing (A) changes in the performance of the Fund from year to year, and (B) how the average annual total returns of the Fund compare to those of a broad-based securities market index.

On January 1, 2017, the Fund changed its principal investment strategy from a fundamental actively managed strategy to a quantitative actively managed strategy. The performance shown prior to that date represents performance of the Fund's prior fundamental actively managed strategy.

The Fund's past performance, before and after taxes, is not necessarily an indication of how the Fund will perform in the future.

Updated performance information for the Fund is available and may be obtained on the Fund's website at northerntrust.com/funds or by calling 800-595-9111.

CALENDAR YEAR TOTAL RETURN*



* Year to date total return for the six months ended June 30, 2024 was 5.00%. For the periods shown in the bar chart above, the highest quarterly return was 17.64% in the fourth quarter of 2022, and the lowest quarterly return was (25.00)% in the first quarter of 2020.

AVERAGE ANNUAL TOTAL RETURN

(For the periods ended December 31, 2023)

	1-Year	5-Year	10-Year
Shares Class			
Returns before taxes	18.95%	7.44%	3.09%
Returns after taxes on distributions	17.13%	6.41%	2.41%
Returns after taxes on distributions and sale of Fund shares	12.06%	5.78%	2.42%
MSCI World ex USA Index (reflects no deduction or fees, expenses or taxes)	17.94%	8.45%	4.32%

After-tax returns are calculated using the historical highest individual federal marginal income tax rates and do not reflect the impact of state and local taxes. Actual after-tax returns depend on an investor's tax situation and may differ from those shown. After-tax returns shown are not relevant to investors who hold their shares through tax-advantaged arrangements, such as 401(k) plans or individual retirement accounts.

In calculating the federal income taxes due on redemptions, capital gains taxes resulting from redemptions are subtracted from the redemption proceeds and the tax benefits from capital losses resulting from the redemptions are added to the redemption proceeds. Under certain circumstances, the addition of the tax benefits from capital losses resulting from redemptions may cause the Returns after taxes on distributions and sale of fund shares to be greater than the Returns after taxes on distributions or even the Returns before taxes.

MANAGEMENT

INVESTMENT ADVISER AND PORTFOLIO MANAGERS. NTI, an indirect subsidiary of Northern Trust Corporation, serves as the investment adviser of the International Equity Fund. Mark C. Sodergren, CFA, Reed A. LeMar, CFA, and Sridhar Kancharla, CFA, each a Senior Vice President of NTI, have been managers of the Fund since January 2017, July 2024, and July 2024, respectively. The Northern Trust Company, an affiliate of NTI, serves as transfer agent, custodian and sub-administrator to the Fund.

PURCHASE AND SALE OF FUND SHARES

You may purchase Shares Class shares of the Fund by opening an account directly with Northern Funds (the "Trust") with a minimum initial investment of \$2,500 in the Fund (\$500 for an IRA; \$250 under the Automatic Investment Plan; and \$500 for employees of Northern Trust and its affiliates). The minimum subsequent investment is \$50 (except for reinvestments of distributions for which there is no minimum). The Fund reserves the right to waive these minimums.

You may also purchase Shares Class shares of the Fund through an account at Northern Trust (or an affiliate) or an authorized

intermediary. If you purchase, sell (redeem) or exchange Shares Class shares through an authorized intermediary, you may be required to pay a commission and/or other forms of compensation to the intermediary. In addition, an authorized intermediary may impose different investment minimums than those set forth above. The Fund is not responsible for any investment minimums imposed by authorized intermediaries or for notifying shareholders of any changes to them.

On any business day, you may sell (redeem) or exchange shares through your account by contacting your Northern Trust account representative or authorized intermediary. If you purchase shares directly from the Trust, you may sell (redeem) or exchange your shares in one of the following ways:

- By Mail – Send a written request to: Northern Funds, P.O. Box 75986, Chicago, Illinois 60675-5986.
- By Telephone – Authorize the telephone privilege on your New Account Application. Call 800-595-9111 to use the telephone privilege.
- By Wire – Authorize wire redemptions on your New Account Application and have proceeds sent by federal wire transfer to a previously designated bank account (the minimum redemption amount by this method is \$250). You will be charged \$15 for each wire redemption unless the designated bank account is maintained at Northern Trust or an affiliated bank. Call 800-595-9111 for instructions.
- By Systematic Withdrawal – If you own shares of the Fund with a minimum value of \$10,000, you may elect to have a fixed sum redeemed at regular intervals and distributed in cash or reinvested in one or more other funds of the Trust. Call 800-595-9111 for an application form and additional information. The minimum amount is \$250 per withdrawal.
- By Exchange – Complete the Exchange Privilege section of your New Account Application to exchange shares of one fund in the Trust for shares of another fund in the Trust. Shares being exchanged must have a value of at least \$1,000 (\$2,500 if a new account is being established by the exchange, \$500 if the new account is an IRA). Call 800-595-9111 for more information.
- By Internet – You may initiate transactions between Northern Trust banking and Fund accounts by using Northern Trust Private Passport. For details and to sign up for this service, go to northerntrust.com/funds or contact your Relationship Manager.

TAX INFORMATION

The Fund's distributions are generally taxable to you as ordinary income, qualified dividend income, capital gains, or a combination of the three, unless you are investing through a tax-exempt or tax-advantaged arrangement, such as a 401(k) plan or an individual retirement account. Distributions may be taxable upon withdrawal from tax-advantaged accounts.

PAYMENTS TO BROKERS-DEALERS AND OTHER FINANCIAL INTERMEDIARIES

If you purchase the Fund through a broker-dealer or other financial intermediary (such as a bank), the Fund and its related companies may pay the intermediary for the sale of Fund shares and related services. These payments may create a conflict of interest by influencing the broker-dealer or other intermediary and your salesperson to recommend the Fund over another investment. Ask your salesperson or visit your financial intermediary's website for more information.

INVESTMENT OBJECTIVE

The Fund seeks long-term growth of capital. Any income received is incidental to this objective.

FEES AND EXPENSES OF THE FUND

This table describes the fees and expenses that you may pay if you buy, hold, and sell shares of the Fund. You may be required to pay commissions and/or other forms of compensation to a financial intermediary for transactions in Shares Class shares, which are not reflected in the tables or the examples below.

Shareholder Fees (fees paid directly from your investment)

None

Annual Fund Operating Expenses (expenses that you pay each year as a percentage of the value of your investment)

	Shares Class
Management Fees	0.44%
Other Expenses	0.11%
Transfer Agent Fees	0.04%
Other Operating Expenses	0.07%
Total Annual Fund Operating Expenses	0.55%
Expense Reimbursement ⁽¹⁾	(0.10)%
Total Annual Fund Operating Expenses After Expense Reimbursement⁽¹⁾	0.45%

⁽¹⁾ Northern Trust Investments, Inc. ("NTI") has contractually agreed to reimburse a portion of the operating expenses of the Fund so that after such reimbursement the Total Annual Fund Operating Expenses of the Fund (excluding (i) acquired fund fees and expenses; (ii) the compensation paid to each Independent Trustee of the Trust; (iii) expenses of third party consultants engaged by the Board of Trustees; (iv) membership dues paid to the Investment Company Institute and Mutual Fund Directors Forum; (v) expenses in connection with the negotiation and renewal of the revolving credit facility; and (vi) extraordinary expenses and interest) do not exceed 0.45%. NTI has also contractually agreed to reimburse the management fees payable by the Fund in an amount equal to the net management fee NTI earns on the amount invested by the Fund in money market funds managed by NTI. These contractual limitations may not be terminated before July 31, 2025 without the approval of the Board of Trustees.

EXAMPLE

The following Example is intended to help you compare the cost of investing in the Fund with the cost of investing in other mutual funds. The Example assumes that you invest \$10,000 in the Fund for the time periods indicated and then redeem all of your shares at the end of those periods. The Example also assumes that your investment has a 5% return each year and that the Fund's operating expenses remain the same (taking into account the expense reimbursement arrangement for one

year, if applicable). Although your actual costs may be higher or lower, based on these assumptions your costs would be:

	1 Year	3 Years	5 Years	10 Years
Shares Class	\$46	\$166	\$297	\$680

PORTFOLIO TURNOVER. The Fund pays transaction costs, such as commissions, when it buys and sells securities (or "turns over" its portfolio). A higher portfolio turnover rate may indicate higher transaction costs and may result in higher taxes when Fund shares are held in a taxable account. These costs, which are not reflected in annual fund operating expenses or in the Example, affect the Fund's performance. During the most recent fiscal year, the Fund's portfolio turnover rate was 44.46% of the average value of its portfolio.

PRINCIPAL INVESTMENT STRATEGIES

In seeking its investment objective, the Fund will invest, under normal circumstances, at least 80% of its net assets in a broadly diversified portfolio of equity securities in large capitalization U.S. companies, including foreign issuers that are traded in the U.S. Large capitalization companies generally are considered to be those whose market capitalization is, at the time the Fund makes an investment, within the range of the market capitalization of the companies in the Russell 1000® Index.

The Fund seeks to achieve its investment objective by employing a strategy that uses statistics and advanced econometric methods to evaluate fundamental and quantifiable stock or firm characteristics (such as relative valuation, price momentum and earnings quality). The characteristics are combined to create a proprietary multifactor quantitative stock selection model, which generates stock specific forecasts that are used along with controls intended to manage risk to determine security weightings.

The Fund may use derivatives such as stock index futures contracts to equitize cash and enhance portfolio liquidity. NTI will normally sell a security that it believes is no longer attractive based upon the evaluation criteria described above.

From time to time the Fund may have a focused investment (i.e., investment exposure comprising more than 15% of its total assets) in one or more particular sectors. As of March 31, 2024, the Fund had a focused investment in the information technology sector.

NTI may engage in active trading, and will not consider portfolio turnover a limiting factor in making decisions for the Fund.

Frank Russell Company does not endorse any of the securities in the Russell 1000 Index. It is not a sponsor of the Large Cap Core Fund and is not affiliated with the Fund in any way.

PRINCIPAL RISKS

As with any investment, you could lose all or part of your investment in the Fund, and the Fund's performance could trail that of other investments. The Fund is subject to certain risks, including the principal risks noted below, any of which may adversely affect the Fund's net asset value ("NAV"), total return and ability to meet its investment objective. Each risk noted below is considered a principal risk of investing in the Fund, regardless of the order in which it appears. The significance of each risk factor below may change over time and you should review each risk factor carefully.

MARKET RISK is the risk that the value of the Fund's investments may increase or decrease in response to expected, real or perceived economic, political or financial events in the U.S. or global markets. The frequency and magnitude of such changes in value cannot be predicted. Certain securities and other investments held by the Fund may experience increased volatility, illiquidity, or other potentially adverse effects in response to changing market conditions, inflation, changes in interest rates, lack of liquidity in the bond or equity markets or volatility in the equity markets. Market disruptions caused by local or regional events such as financial institution failures, war, acts of terrorism, the spread of infectious illness (including epidemics and pandemics) or other public health issues, recessions or other events or adverse investor sentiment could have a significant impact on the Fund and its investments. During periods of market disruption or other abnormal market conditions, the Fund's exposure to risks described elsewhere in this summary will likely increase.

INVESTMENT STYLE RISK is the risk that different investment styles (e.g., "growth", "value" or "quantitative") tend to shift in and out of favor, depending on market and economic conditions as well as investor sentiment. The Fund may outperform or underperform other funds that invest in similar asset classes but employ a different investment style. The Fund may also employ a combination of styles that impacts its risk characteristics.

- **QUANTITATIVE INVESTING RISK** is the risk that the value of securities or other investments selected using quantitative analysis can perform differently from the market as a whole or from their expected performance and the Fund may realize a loss. This may be as a result of the factors used in building a multifactor quantitative model, the weights placed on each factor, the accuracy of historical data utilized, and changing sources of market returns. Whenever a model is used, there is also a risk that the model will not work as planned.

MANAGEMENT RISK is the risk that a strategy used by the Fund's investment adviser may fail to produce the intended

results or that imperfections, errors or limitations in the tools and data used by the investment adviser may cause unintended results.

SECTOR RISK is the risk that companies in similar businesses may be similarly affected by particular economic or market events, which may, in certain circumstances, cause the value of securities of all companies in a particular sector of the market to decrease.

- **INFORMATION TECHNOLOGY SECTOR RISK** is the risk that securities of technology companies may be subject to greater price volatility than securities of companies in other sectors. These securities may fall in and out of favor with investors rapidly, which may cause sudden selling and dramatically lower market prices. Technology companies also may be affected adversely by changes in technology, consumer and business purchasing patterns, government regulation and/or obsolete products or services.

DEPOSITARY RECEIPTS RISK Foreign securities may trade in the form of depositary receipts. In addition to investment risks associated with the underlying issuer, depositary receipts may expose the Fund to additional risks associated with non-uniform terms that apply to depositary receipt programs, including credit exposure to the depositary bank and to the sponsors and other parties with whom the depositary bank establishes the programs, currency, political, economic, market risks and the risks of an illiquid market for depositary receipts. Depositary receipts are generally subject to the same risks as the foreign securities that they evidence or into which they may be converted. Depositary receipts may not track the price of the underlying foreign securities on which they are based, may have limited voting rights, and may have a distribution subject to a fee charged by the depositary. As a result, equity shares of the underlying issuer may trade at a discount or premium to the market price of the depositary receipts.

DERIVATIVES RISK is the risk that derivatives may pose risks in addition to and greater than those associated with investing directly in securities, currencies and other instruments, may be illiquid or less liquid, more volatile, more difficult to value and leveraged so that small changes in the value of the underlying instrument may produce disproportionate losses to the Fund. Derivatives are also subject to counterparty risk, which is the risk that the other party to the transaction will not perform its contractual obligations. The use of derivatives is a highly specialized activity that involves investment techniques and risks different from those associated with investments in more traditional securities and instruments.

- **FUTURES CONTRACTS RISK** is the risk that there will be imperfect correlation between the change in market value of the Fund's securities and the price of futures contracts, which may result in the strategy not working as intended; the possible inability of the Fund to sell or close out a

futures contract at the desired time or price; losses due to unanticipated market movements, which potentially are unlimited; and the possible inability of the Fund's investment adviser to correctly predict the direction of securities' prices, interest rates, currency exchange rates and other economic factors, which may make the Fund's returns more volatile or increase the risk of loss.

As with any mutual fund, it is possible to lose money on an investment in the Fund. An investment in the Fund is not a deposit of any bank and is not insured or guaranteed by the Federal Deposit Insurance Corporation, any other government agency, or The Northern Trust Company, its affiliates, subsidiaries or any other bank.

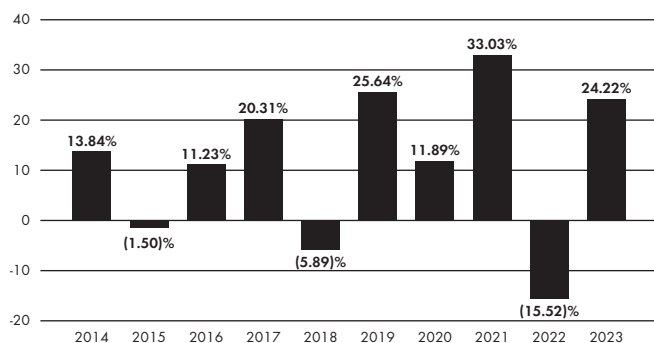
FUND PERFORMANCE

The bar chart and table that follow provide an indication of the risks of investing in the Fund by showing (A) changes in the performance of the Fund from year to year, and (B) how the average annual total returns of the Fund compare to those of a broad-based securities market index.

The Fund's past performance, before and after taxes, is not necessarily an indication of how the Fund will perform in the future.

Updated performance information for the Fund is available and may be obtained on the Fund's website at northerntrust.com/funds or by calling 800-595-9111.

CALENDAR YEAR TOTAL RETURN*



* Year to date total return for the six months ended June 30, 2024 was 16.64%. For the periods shown in the bar chart above, the highest quarterly return was 20.05% in the second quarter of 2020, and the lowest quarterly return was (21.23)% in the first quarter of 2020.

AVERAGE ANNUAL TOTAL RETURN

(For the periods ended December 31, 2023)

	1-Year	5-Year	10-Year
Shares Class			
Returns before taxes	24.22%	14.44%	10.73%
Returns after taxes on distributions	21.74%	12.53%	9.48%
Returns after taxes on distributions and sale of Fund shares	16.06%	11.28%	8.56%
S&P 500 Index (reflects no deduction for fees, expenses, or taxes)	26.29%	15.69%	12.03%

After-tax returns are calculated using the historical highest individual federal marginal income tax rates and do not reflect the impact of state and local taxes. Actual after-tax returns depend on an investor's tax situation and may differ from those shown. After-tax returns shown are not relevant to investors who hold their shares through tax-advantaged arrangements, such as 401(k) plans or individual retirement accounts.

In calculating the federal income taxes due on redemptions, capital gains taxes resulting from redemptions are subtracted from the redemption proceeds and the tax benefits from capital losses resulting from the redemptions are added to the redemption proceeds. Under certain circumstances, the addition of the tax benefits from capital losses resulting from redemptions may cause the Returns after taxes on distributions and sale of fund shares to be greater than the Returns after taxes on distributions or even the Returns before taxes.

MANAGEMENT

INVESTMENT ADVISER AND PORTFOLIO MANAGERS. NTI, an indirect subsidiary of Northern Trust Corporation, serves as the investment adviser of the Large Cap Core Fund. Mark C. Sodergren, CFA, Reed A. LeMar, CFA, and Sridhar Kancharla, CFA, each a Senior Vice President of NTI, have been managers of the Fund since July 2011, July 2024, and July 2024, respectively. The Northern Trust Company, an affiliate of NTI, serves as transfer agent, custodian and sub-administrator to the Fund.

PURCHASE AND SALE OF FUND SHARES

You may purchase Shares Class shares of the Fund by opening an account directly with Northern Funds (the "Trust") with a minimum initial investment of \$2,500 in the Fund (\$500 for an IRA; \$250 under the Automatic Investment Plan; and \$500 for employees of Northern Trust and its affiliates). The minimum subsequent investment is \$50 (except for reinvestments of distributions for which there is no minimum). The Fund reserves the right to waive these minimums. You may also purchase Shares Class shares of the Fund through an account at Northern Trust (or an affiliate) or an authorized intermediary.

If you purchase, sell (redeem) or exchange Shares Class shares through an authorized intermediary, you may be required to pay a commission and/or other forms of compensation to the

intermediary. In addition, an authorized intermediary may impose different investment minimums than those set forth above. The Fund is not responsible for any investment minimums imposed by authorized intermediaries or for notifying shareholders of any changes to them.

On any business day, you may sell (redeem) or exchange shares through your account by contacting your Northern Trust account representative or authorized intermediary. If you purchase shares directly from the Trust, you may sell (redeem) or exchange your shares in one of the following ways:

- By Mail – Send a written request to: Northern Funds, P.O. Box 75986, Chicago, Illinois 60675-5986.
- By Telephone – Authorize the telephone privilege on your New Account Application. Call 800-595-9111 to use the telephone privilege.
- By Wire – Authorize wire redemptions on your New Account Application and have proceeds sent by federal wire transfer to a previously designated bank account (the minimum redemption amount by this method is \$250). You will be charged \$15 for each wire redemption unless the designated bank account is maintained at Northern Trust or an affiliated bank. Call 800-595-9111 for instructions.
- By Systematic Withdrawal – If you own shares of the Fund with a minimum value of \$10,000, you may elect to have a fixed sum redeemed at regular intervals and distributed in cash or reinvested in one or more other funds of the Trust. Call 800-595-9111 for an application form and additional information. The minimum amount is \$250 per withdrawal.
- By Exchange – Complete the Exchange Privilege section of your New Account Application to exchange shares of one fund in the Trust for shares of another fund in the Trust. Shares being exchanged must have a value of at least \$1,000 (\$2,500 if a new account is being established by the exchange, \$500 if the new account is an IRA). Call 800-595-9111 for more information.
- By Internet – You may initiate transactions between Northern Trust banking and Fund accounts by using Northern Trust Private Passport. For details and to sign up for this service, go to northerntrust.com/funds or contact your Relationship Manager.

TAX INFORMATION

The Fund's distributions are generally taxable to you as ordinary income, qualified dividend income, capital gains, or a combination of the three, unless you are investing through a tax-exempt or tax-advantaged arrangement, such as a 401(k) plan or an individual retirement account. Distributions may be taxable upon withdrawal from tax-advantaged accounts.

PAYMENTS TO BROKERS-DEALERS AND OTHER FINANCIAL INTERMEDIARIES

If you purchase the Fund through a broker-dealer or other financial intermediary (such as a bank), the Fund and its related companies may pay the intermediary for the sale of Fund shares and related services. These payments may create a conflict of interest by influencing the broker-dealer or other intermediary and your salesperson to recommend the Fund over another investment. Ask your salesperson or visit your financial intermediary's website for more information.

INVESTMENT OBJECTIVE

The Fund seeks to provide long-term capital appreciation.

FEES AND EXPENSES OF THE FUND

This table describes the fees and expenses that you may pay if you buy, hold, and sell shares of the Fund. You may be required to pay commissions and/or other forms of compensation to a financial intermediary for transactions in Shares Class shares, which are not reflected in the tables or the examples below.

Shareholder Fees (fees paid directly from your investment)

None

Annual Fund Operating Expenses (expenses that you pay each year as a percentage of the value of your investment)

	Shares Class
Management Fees	0.53%
Other Expenses	0.23%
Transfer Agent Fees	0.04%
Other Operating Expenses	0.19%
Total Annual Fund Operating Expenses	0.76%
Expense Reimbursement ⁽¹⁾	(0.19)%
Total Annual Fund Operating Expenses After Expense Reimbursement⁽¹⁾	0.57%

⁽¹⁾ Northern Trust Investments, Inc. ("NTI") has contractually agreed to reimburse a portion of the operating expenses of the Fund so that after such reimbursement the Total Annual Fund Operating Expenses of the Fund (excluding (i) acquired fund fees and expenses; (ii) the compensation paid to each Independent Trustee of the Trust; (iii) expenses of third party consultants engaged by the Board of Trustees; (iv) membership dues paid to the Investment Company Institute and Mutual Fund Directors Forum; (v) expenses in connection with the negotiation and renewal of the revolving credit facility; and (vi) extraordinary expenses and interest) do not exceed 0.55%. NTI has also contractually agreed to reimburse the management fees payable by the Fund in an amount equal to the net management fee NTI earns on the amount invested by the Fund in money market funds managed by NTI. These contractual limitations may not be terminated before July 31, 2025 without the approval of the Board of Trustees.

EXAMPLE

The following Example is intended to help you compare the cost of investing in the Fund with the cost of investing in other mutual funds. The Example assumes that you invest \$10,000 in the Fund for the time periods indicated and then redeem all of your shares at the end of those periods. The Example also assumes that your investment has a 5% return each year and that the Fund's operating expenses remain the same (taking into account the expense reimbursement arrangement for one

year, if applicable). Although your actual costs may be higher or lower, based on these assumptions your costs would be:

	1 Year	3 Years	5 Years	10 Years
Shares Class	\$58	\$224	\$404	\$924

PORTFOLIO TURNOVER. The Fund pays transaction costs, such as commissions, when it buys and sells securities (or "turns over" its portfolio). A higher portfolio turnover rate may indicate higher transaction costs and may result in higher taxes when Fund shares are held in a taxable account. These costs, which are not reflected in annual fund operating expenses or in the Example, affect the Fund's performance. During the most recent fiscal year, the Fund's portfolio turnover rate was 38.42% of the average value of its portfolio.

PRINCIPAL INVESTMENT STRATEGIES

In seeking long-term capital appreciation, the Fund will invest, under normal circumstances, at least 80% of its net assets in equity securities of large capitalization companies. Large capitalization companies generally are considered to be those whose market capitalization is, at the time the Fund makes an investment, within the range of the market capitalization of the companies in the Russell 1000® Value Index.

In buying stocks, NTI uses a quantitatively managed strategy designed to provide exposure to value and quality factors. Beginning with a broad universe of highly liquid equity securities, NTI seeks to identify those securities that are out-of-favor and undervalued by applying a proprietary value screen. Once the targeted universe of value securities has been identified, NTI applies a proprietary quality score to rank each security to eliminate the lowest quality securities based on their proprietary ranking. NTI then selects securities from the remaining universe that it believes will achieve the appropriate capitalization and diversification goals, while focusing on those value securities ranking in the top quintile based on their proprietary quality and value score. NTI also performs a risk management analysis in which NTI seeks to measure and manage risk exposures at the security, sector, region and portfolio levels through portfolio diversification. Final purchase decisions are made based on a fundamental review of the remaining companies and on the desired level of diversification.

The Fund may use derivatives such as stock index futures contracts to equitize cash and enhance portfolio liquidity. NTI will normally sell a security that it believes is no longer attractive based upon the evaluation criteria described above.

From time to time the Fund may have a focused investment (i.e., investment exposure comprising more than 15% of its total assets) in one or more particular sectors. As of March 31, 2024, the Fund had focused investments in the financials and health care sectors.

NTI may engage in active trading, and will not consider portfolio turnover a limiting factor in making decisions for the Fund.

Frank Russell Company does not endorse any of the securities in the Russell 1000 Value Index. It is not a sponsor of the Large Cap Value Fund and is not affiliated with the Fund in any way.

PRINCIPAL RISKS

As with any investment, you could lose all or part of your investment in the Fund, and the Fund's performance could trail that of other investments. The Fund is subject to certain risks, including the principal risks noted below, any of which may adversely affect the Fund's net asset value ("NAV"), total return and ability to meet its investment objective. Each risk noted below is considered a principal risk of investing in the Fund, regardless of the order in which it appears. The significance of each risk factor below may change over time and you should review each risk factor carefully.

MARKET RISK is the risk that the value of the Fund's investments may increase or decrease in response to expected, real or perceived economic, political or financial events in the U.S. or global markets. The frequency and magnitude of such changes in value cannot be predicted. Certain securities and other investments held by the Fund may experience increased volatility, illiquidity, or other potentially adverse effects in response to changing market conditions, inflation, changes in interest rates, lack of liquidity in the bond or equity markets or volatility in the equity markets. Market disruptions caused by local or regional events such as financial institution failures, war, acts of terrorism, the spread of infectious illness (including epidemics and pandemics) or other public health issues, recessions or other events or adverse investor sentiment could have a significant impact on the Fund and its investments. During periods of market disruption or other abnormal market conditions, the Fund's exposure to risks described elsewhere in this summary will likely increase.

INVESTMENT STYLE RISK is the risk that different investment styles (e.g., "growth", "value" or "quantitative") tend to shift in and out of favor, depending on market and economic conditions as well as investor sentiment. The Fund may outperform or underperform other funds that invest in similar asset classes but employ a different investment style. The Fund

may also employ a combination of styles that impacts its risk characteristics.

- **VALUE INVESTING RISK** is the risk that because the Fund emphasizes a value style of investing that focuses on undervalued companies with characteristics for improved valuation, the Fund is subject to greater risk that the market will not recognize a security's inherent value for a long time, or that a stock judged to be undervalued by the Fund's adviser may actually be appropriately priced or overvalued. Value oriented funds will typically underperform when growth investing is in favor.
- **QUANTITATIVE INVESTING RISK** is the risk that the value of securities or other investments selected using quantitative analysis can perform differently from the market as a whole or from their expected performance and the Fund may realize a loss. This may be as a result of the factors used in building a multifactor quantitative model, the weights placed on each factor, the accuracy of historical data utilized, and changing sources of market returns. Whenever a model is used, there is also a risk that the model will not work as planned.

MANAGEMENT RISK is the risk that a strategy used by the Fund's investment adviser may fail to produce the intended results or that imperfections, errors or limitations in the tools and data used by the investment adviser may cause unintended results.

SECTOR RISK is the risk that companies in similar businesses may be similarly affected by particular economic or market events, which may, in certain circumstances, cause the value of securities of all companies in a particular sector of the market to decrease.

- **FINANCIALS SECTOR RISK** is the risk that companies in the financial sector can be significantly affected by changes in interest rates, government regulation, the rate of corporate and consumer debt defaulted, price competition, and the availability and cost of capital, among other factors.
- **HEALTH CARE SECTOR RISK** is the risk that companies in the health care sector may be negatively affected by scientific or technological developments, research and development costs, increased competition within the health care sector impacting prices and demand for products or services, rapid product obsolescence and patent expirations. The price of securities of health care companies may fluctuate widely due to changes in legislation or other government regulations, including uncertainty regarding health care reform and its long-term impact, reductions in government funding and the unpredictability of winning government approvals.

DERIVATIVES RISK is the risk that derivatives may pose risks in addition to and greater than those associated with investing directly in securities, currencies and other instruments, may be illiquid or less liquid, more volatile, more difficult to value and leveraged so that small changes in the value of the underlying instrument may produce disproportionate losses to the Fund. Derivatives are also subject to counterparty risk, which is the risk that the other party to the transaction will not perform its contractual obligations. The use of derivatives is a highly specialized activity that involves investment techniques and risks different from those associated with investments in more traditional securities and instruments.

- **FUTURES CONTRACTS RISK** is the risk that there will be imperfect correlation between the change in market value of the Fund's securities and the price of futures contracts, which may result in the strategy not working as intended; the possible inability of the Fund to sell or close out a futures contract at the desired time or price; losses due to unanticipated market movements, which potentially are unlimited; and the possible inability of the Fund's investment adviser to correctly predict the direction of securities' prices, interest rates, currency exchange rates and other economic factors, which may make the Fund's returns more volatile or increase the risk of loss.

As with any mutual fund, it is possible to lose money on an investment in the Fund. An investment in the Fund is not a deposit of any bank and is not insured or guaranteed by the Federal Deposit Insurance Corporation, any other government agency, or The Northern Trust Company, its affiliates, subsidiaries or any other bank.

FUND PERFORMANCE

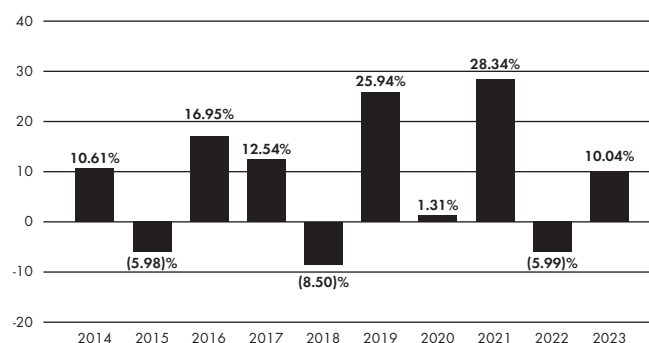
The bar chart and table that follow provide an indication of the risks of investing in the Fund by showing (A) changes in the performance of the Fund from year to year, and (B) how the average annual total returns of the Fund compare to those of a broad-based securities market index and a style-specific index (one reflecting the market segments in which the Fund invests), in that order.

On July 31, 2014, the Fund changed its principal investment strategy from a fundamental actively managed strategy to a quantitative actively managed strategy. The performance shown prior to that date represents performance of the Fund's prior fundamental actively managed strategy.

The Fund's past performance, before and after taxes, is not necessarily an indication of how the Fund will perform in the future.

Updated performance information for the Fund is available and may be obtained on the Fund's website at northerntrust.com/funds or by calling 800-595-9111.

CALENDAR YEAR TOTAL RETURN*



* Year to date total return for the six months ended June 30, 2024 was 6.77%. For the periods shown in the bar chart above, the highest quarterly return was 17.68% in the fourth quarter of 2020, and the lowest quarterly return was (29.04)% in the first quarter of 2020.

AVERAGE ANNUAL TOTAL RETURN

(For the periods ended December 31, 2023)

	1-Year	5-Year	10-Year
Shares Class			
Returns before taxes	10.04%	11.12%	7.81%
Returns after taxes on distributions	8.08%	9.56%	6.78%
Returns after taxes on distributions and sale of Fund shares	6.35%	8.49%	6.06%
Russell 1000 Index (reflects no deduction for fees, expenses, or taxes) ⁽¹⁾	26.53%	15.52%	11.80%
Russell 1000 Value Index (reflects no deduction for fees, expenses, or taxes)	11.46%	10.91%	8.40%

⁽¹⁾ Effective July 31, 2024, the Fund changed its broad-based securities market index from the Russell 1000 Value Index to the Russell 1000 Index in connection with new regulatory requirements.

After-tax returns are calculated using the historical highest individual federal marginal income tax rates and do not reflect the impact of state and local taxes. Actual after-tax returns depend on an investor's tax situation and may differ from those shown. After-tax returns shown are not relevant to investors who hold their shares through tax-advantaged arrangements, such as 401(k) plans or individual retirement accounts.

In calculating the federal income taxes due on redemptions, capital gains taxes resulting from redemptions are subtracted from the redemption proceeds and the tax benefits from capital losses resulting from the redemptions are added to the redemption proceeds. Under certain circumstances, the addition of the tax benefits from capital losses resulting from redemptions may cause the Returns after taxes on distributions and sale of fund shares to be greater than the Returns after taxes on distributions or even the Returns before taxes.

MANAGEMENT

INVESTMENT ADVISER AND PORTFOLIO MANAGERS. NTI, an indirect subsidiary of Northern Trust Corporation, serves as the investment adviser of the Large Cap Value Fund. Mark C. Sodergren, CFA, and Sridhar Kancharla, CFA, each a Senior Vice President of NTI, and Jiemen Xu, CFA, Vice President of NTI, have been managers of the Fund since June 2014, July

2015, and July 2024, respectively. The Northern Trust Company, an affiliate of NTI, serves as transfer agent, custodian and sub-administrator to the Fund.

PURCHASE AND SALE OF FUND SHARES

You may purchase Shares Class shares of the Fund by opening an account directly with Northern Funds (the “Trust”) with a minimum initial investment of \$2,500 in the Fund (\$500 for an IRA; \$250 under the Automatic Investment Plan; and \$500 for employees of Northern Trust and its affiliates). The minimum subsequent investment is \$50 (except for reinvestments of distributions for which there is no minimum). The Fund reserves the right to waive these minimums. You may also purchase Shares Class shares of the Fund through an account at Northern Trust (or an affiliate) or an authorized intermediary.

If you purchase, sell (redeem) or exchange Shares Class shares through an authorized intermediary, you may be required to pay a commission and/or other forms of compensation to the intermediary. In addition, an authorized intermediary may impose different investment minimums than those set forth above. The Fund is not responsible for any investment minimums imposed by authorized intermediaries or for notifying shareholders of any changes to them.

On any business day, you may sell (redeem) or exchange shares through your account by contacting your Northern Trust account representative or authorized intermediary. If you purchase shares directly from the Trust, you may sell (redeem) or exchange your shares in one of the following ways:

- By Mail – Send a written request to: Northern Funds, P.O. Box 75986, Chicago, Illinois 60675-5986.
- By Telephone – Authorize the telephone privilege on your New Account Application. Call 800-595-9111 to use the telephone privilege.
- By Wire – Authorize wire redemptions on your New Account Application and have proceeds sent by federal wire transfer to a previously designated bank account (the minimum redemption amount by this method is \$250). You will be charged \$15 for each wire redemption unless the designated bank account is maintained at Northern Trust or an affiliated bank. Call 800-595-9111 for instructions.

- By Systematic Withdrawal – If you own shares of the Fund with a minimum value of \$10,000, you may elect to have a fixed sum redeemed at regular intervals and distributed in cash or reinvested in one or more other funds of the Trust. Call 800-595-9111 for an application form and additional information. The minimum amount is \$250 per withdrawal.
- By Exchange – Complete the Exchange Privilege section of your New Account Application to exchange shares of one fund in the Trust for shares of another fund in the Trust. Shares being exchanged must have a value of at least \$1,000 (\$2,500 if a new account is being established by the exchange, \$500 if the new account is an IRA). Call 800-595-9111 for more information.
- By Internet – You may initiate transactions between Northern Trust banking and Fund accounts by using Northern Trust Private Passport. For details and to sign up for this service, go to northerntrust.com/funds or contact your Relationship Manager.

TAX INFORMATION

The Fund’s distributions are generally taxable to you as ordinary income, qualified dividend income, capital gains, or a combination of the three, unless you are investing through a tax-exempt or tax-advantaged arrangement, such as a 401(k) plan or an individual retirement account. Distributions may be taxable upon withdrawal from tax-advantaged accounts.

PAYMENTS TO BROKERS-DEALERS AND OTHER FINANCIAL INTERMEDIARIES

If you purchase the Fund through a broker-dealer or other financial intermediary (such as a bank), the Fund and its related companies may pay the intermediary for the sale of Fund shares and related services. These payments may create a conflict of interest by influencing the broker-dealer or other intermediary and your salesperson to recommend the Fund over another investment. Ask your salesperson or visit your financial intermediary’s website for more information.

INVESTMENT OBJECTIVE

The Fund seeks to provide long-term capital appreciation. Any income received is incidental to this objective.

FEES AND EXPENSES OF THE FUND

This table describes the fees and expenses that you may pay if you buy, hold, and sell shares of the Fund. You may be required to pay commissions and/or other forms of compensation to a financial intermediary for transactions in Shares Class shares, which are not reflected in the tables or the examples below.

Shareholder Fees (fees paid directly from your investment)

None

Annual Fund Operating Expenses (expenses that you pay each year as a percentage of the value of your investment)

	Shares Class
Management Fees	0.95%
Other Expenses	0.20%
Transfer Agent Fees	0.04%
Other Operating Expenses	0.16%
Acquired Fund Fees & Expenses ⁽¹⁾	0.01%
Total Annual Fund Operating Expenses⁽¹⁾	1.16%
Expense Reimbursement ⁽²⁾	(0.15)%
Total Annual Fund Operating Expenses After Expense Reimbursement⁽²⁾	1.01%

⁽¹⁾ The Total Annual Fund Operating Expenses do not correlate to the ratio of expenses to average net assets as reported in the "Financial Highlights" section of the Prospectus, which reflects the operating expenses of the Fund and does not include Acquired Fund Fees and Expenses.

⁽²⁾ Northern Trust Investments, Inc. ("NTI") has contractually agreed to reimburse a portion of the operating expenses of the Fund so that after such reimbursement the Total Annual Fund Operating Expenses of the Fund (excluding (i) acquired fund fees and expenses; (ii) the compensation paid to each Independent Trustee of the Trust; (iii) expenses of third party consultants engaged by the Board of Trustees; (iv) membership dues paid to the Investment Company Institute and Mutual Fund Directors Forum; (v) expenses in connection with the negotiation and renewal of the revolving credit facility; and (vi) extraordinary expenses and interest) do not exceed 1.00%. NTI has also contractually agreed to reimburse the management fees payable by the Fund in an amount equal to the net management fee NTI earns on the amount invested by the Fund in money market funds managed by NTI. These contractual limitations may not be terminated before July 31, 2025 without the approval of the Board of Trustees.

EXAMPLE

The following Example is intended to help you compare the cost of investing in the Fund with the cost of investing in other mutual funds. The Example assumes that you invest \$10,000 in the Fund for the time periods indicated and then redeem all of your shares at the end of those periods. The Example also

assumes that your investment has a 5% return each year and that the Fund's operating expenses remain the same (taking into account the expense reimbursement arrangement for one year, if applicable). Although your actual costs may be higher or lower, based on these assumptions your costs would be:

	1 Year	3 Years	5 Years	10 Years
Shares Class	\$103	\$354	\$624	\$1,396

PORTFOLIO TURNOVER. The Fund pays transaction costs, such as commissions, when it buys and sells securities (or "turns over" its portfolio). A higher portfolio turnover rate may indicate higher transaction costs and may result in higher taxes when Fund shares are held in a taxable account. These costs, which are not reflected in annual fund operating expenses or in the Example, affect the Fund's performance. During the most recent fiscal year, the Fund's portfolio turnover rate was 18.61% of the average value of its portfolio.

PRINCIPAL INVESTMENT STRATEGIES

In seeking long-term capital appreciation, the Fund will invest, under normal circumstances, at least 80% of its net assets in equity securities of small capitalization companies. Small capitalization companies generally are considered to be those whose market capitalization is, at the time the Fund makes an investment, within the range of the market capitalization of companies in the Russell 2000® Value Index. Companies whose capitalization no longer meets this definition after purchase may continue to be considered small capitalization companies.

Using a quantitative analysis to evaluate financial data, NTI buys small capitalization stocks of companies believed to be worth more than is indicated by current market prices. Similarly, the management team normally will sell a security that it believes has achieved its full valuation, is not attractively priced or for other reasons. The team also may sell securities in order to maintain the desired portfolio characteristics of the Fund. In determining whether a stock is attractively priced, the Fund employs a strategy that uses statistics and other methods to evaluate fundamental and quantifiable stock or firm characteristics (such as relative attractiveness across valuation, price momentum and earnings quality). The characteristics are combined to create a proprietary multi-factor quantitative stock selection model that seeks to generate excess returns relative to the Russell 2000® Value Index by over- and underweighting securities included in such index.

Many of the companies in which the Fund invests retain their earnings to finance current and future growth. These companies generally pay little or no dividends.

The Fund may use derivatives such as stock index futures contracts to equitize cash and enhance portfolio liquidity.

From time to time the Fund may have a focused investment (i.e., investment exposure comprising more than 15% of its total assets) in one or more particular sectors. As of March 31, 2024, the Fund had focused investments in the financials and industrials sectors.

Frank Russell Company does not endorse any of the securities in the Russell 2000 Value Index. It is not a sponsor of the Small Cap Value Fund and is not affiliated with the Fund in any way.

PRINCIPAL RISKS

As with any investment, you could lose all or part of your investment in the Fund, and the Fund's performance could trail that of other investments. The Fund is subject to certain risks, including the principal risks noted below, any of which may adversely affect the Fund's net asset value ("NAV"), total return and ability to meet its investment objective. Each risk noted below is considered a principal risk of investing in the Fund, regardless of the order in which it appears. The significance of each risk factor below may change over time and you should review each risk factor carefully.

MARKET RISK is the risk that the value of the Fund's investments may increase or decrease in response to expected, real or perceived economic, political or financial events in the U.S. or global markets. The frequency and magnitude of such changes in value cannot be predicted. Certain securities and other investments held by the Fund may experience increased volatility, illiquidity, or other potentially adverse effects in response to changing market conditions, inflation, changes in interest rates, lack of liquidity in the bond or equity markets or volatility in the equity markets. Market disruptions caused by local or regional events such as financial institution failures, war, acts of terrorism, the spread of infectious illness (including epidemics and pandemics) or other public health issues, recessions or other events or adverse investor sentiment could have a significant impact on the Fund and its investments. During periods of market disruption or other abnormal market conditions, the Fund's exposure to risks described elsewhere in this summary will likely increase.

SMALL CAP STOCK RISK is the risk that stocks of smaller companies may be more volatile than stocks of larger, more established companies, and may lack sufficient market liquidity. Small companies may have limited product lines or financial resources, may be dependent upon a particular niche of the market, or may be dependent upon a small or inexperienced management group. Securities of smaller companies may trade less frequently and in lower volume than the securities of larger companies, which could lead to higher transaction costs. Generally, the smaller the company size, the greater the risk.

INVESTMENT STYLE RISK is the risk that different investment styles (e.g., "growth", "value" or "quantitative") tend to shift in and out of favor, depending on market and economic conditions as well as investor sentiment. The Fund may outperform or underperform other funds that invest in similar asset classes but employ a different investment style. The Fund may also employ a combination of styles that impacts its risk characteristics.

- **VALUE INVESTING RISK** is the risk that because the Fund emphasizes a value style of investing that focuses on undervalued companies with characteristics for improved valuation, the Fund is subject to greater risk that the market will not recognize a security's inherent value for a long time, or that a stock judged to be undervalued by the Fund's adviser may actually be appropriately priced or overvalued. Value oriented funds will typically underperform when growth investing is in favor.
- **QUANTITATIVE INVESTING RISK** is the risk that the value of securities or other investments selected using quantitative analysis can perform differently from the market as a whole or from their expected performance and the Fund may realize a loss. This may be as a result of the factors used in building a multifactor quantitative model, the weights placed on each factor, the accuracy of historical data utilized, and changing sources of market returns. Whenever a model is used, there is also a risk that the model will not work as planned.

MANAGEMENT RISK is the risk that a strategy used by the Fund's investment adviser may fail to produce the intended results or that imperfections, errors or limitations in the tools and data used by the investment adviser may cause unintended results.

SECTOR RISK is the risk that companies in similar businesses may be similarly affected by particular economic or market events, which may, in certain circumstances, cause the value of securities of all companies in a particular sector of the market to decrease.

- **FINANCIALS SECTOR RISK** is the risk that companies in the financials sector can be significantly affected by changes in interest rates, government regulation, the rate of corporate and consumer debt defaulted, price competition, and the availability and cost of capital, among other factors.
- **INDUSTRIALS SECTOR RISK** is the risk that companies in the industrials sector may be significantly affected by, among other things, worldwide economic growth, supply and demand for specific products and services, rapid technological developments, international political and economic developments, environmental issues, and tax and governmental regulatory policies.

DERIVATIVES RISK is the risk that derivatives may pose risks in addition to and greater than those associated with investing directly in securities, currencies and other instruments, may be illiquid or less liquid, more volatile, more difficult to value and leveraged so that small changes in the value of the underlying instrument may produce disproportionate losses to the Fund. Derivatives are also subject to counterparty risk, which is the risk that the other party to the transaction will not perform its contractual obligations. The use of derivatives is a highly specialized activity that involves investment techniques and risks different from those associated with investments in more traditional securities and instruments.

- **FUTURES CONTRACTS RISK** is the risk that there will be imperfect correlation between the change in market value of the Fund's securities and the price of futures contracts, which may result in the strategy not working as intended; the possible inability of the Fund to sell or close out a futures contract at the desired time or price; losses due to unanticipated market movements, which potentially are unlimited; and the possible inability of the Fund's investment adviser to correctly predict the direction of securities' prices, interest rates, currency exchange rates and other economic factors, which may make the Fund's returns more volatile or increase the risk of loss.

As with any mutual fund, it is possible to lose money on an investment in the Fund. An investment in the Fund is not a deposit of any bank and is not insured or guaranteed by the Federal Deposit Insurance Corporation, any other government agency, or The Northern Trust Company, its affiliates, subsidiaries or any other bank.

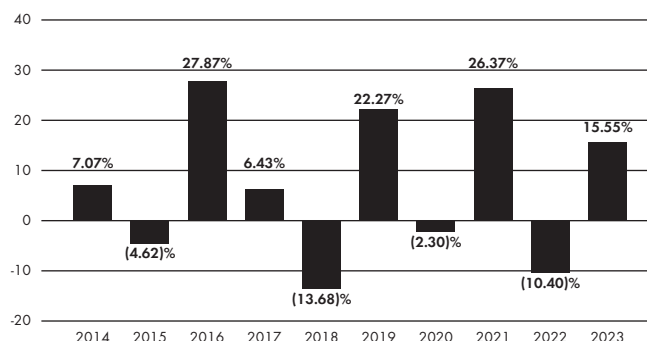
FUND PERFORMANCE

The bar chart and table that follow provide an indication of the risks of investing in the Fund by showing (A) changes in the performance of the Fund from year to year, and (B) how the average annual total returns of the Fund compare to those of a broad-based securities market index and a style-specific index (one reflecting the market segments in which the Fund invests), in that order.

The Fund's past performance, before and after taxes, is not necessarily an indication of how the Fund will perform in the future.

Updated performance information for the Fund is available and may be obtained on the Fund's website at northerntrust.com/funds or by calling 800-595-9111.

CALENDAR YEAR TOTAL RETURN*



* Year to date total return for the six months ended June 30, 2024 was (0.72)%. For the periods shown in the bar chart above, the highest quarterly return was 27.40% in the fourth quarter of 2020, and the lowest quarterly return was (34.43)% in the first quarter of 2020.

AVERAGE ANNUAL TOTAL RETURN

(For the periods ended December 31, 2023)

	1-Year	5-Year	10-Year
Shares Class			
Returns before taxes	15.55%	9.34%	6.49%
Returns after taxes on distributions	13.75%	7.51%	4.79%
Returns after taxes on distributions and sale of Fund shares	10.49%	7.24%	4.92%
Russell 3000 Index (reflects no deduction for fees, expenses, or taxes) ⁽¹⁾	25.96%	15.16%	11.48%
Russell 2000 Value Index (reflects no deduction for fees, expenses, or taxes)	14.65%	10.00%	6.76%

⁽¹⁾ Effective July 31, 2024, the Fund changed its broad-based securities market index from the Russell 2000 Value Index to the Russell 3000 Index in connection with new regulatory requirements.

After-tax returns are calculated using the historical highest individual federal marginal income tax rates and do not reflect the impact of state and local taxes. Actual after-tax returns depend on an investor's tax situation and may differ from those shown. After-tax returns shown are not relevant to investors who hold their shares through tax-advantaged arrangements, such as 401(k) plans or individual retirement accounts.

In calculating the federal income taxes due on redemptions, capital gains taxes resulting from redemptions are subtracted from the redemption proceeds and the tax benefits from capital losses resulting from the redemptions are added to the redemption proceeds. Under certain circumstances, the addition of the tax benefits from capital losses resulting from redemptions may cause the Returns after taxes on distributions and sale of fund shares to be greater than the Returns after taxes on distributions or even the Returns before taxes.

MANAGEMENT

INVESTMENT ADVISER AND PORTFOLIO MANAGERS. NTI, an indirect subsidiary of Northern Trust Corporation, serves as the investment adviser of the Small Cap Value Fund. Robert H. Bergson, CFA, Senior Vice President of NTI, Michael R. Hunstad, PhD, Executive Vice President of NTI, Reed A. LeMar, CFA, Senior Vice President of NTI, and Sridhar Kancharla, CFA, Senior Vice President of NTI, have been managers of the Fund since July 2001, July 2020, July 2024, and July 2024, respectively. The Northern Trust Company, an affiliate of NTI, serves as transfer agent, custodian and sub-administrator to the Fund.

PURCHASE AND SALE OF FUND SHARES

You may purchase Shares Class shares of the Fund by opening an account directly with Northern Funds (the “Trust”) with a minimum initial investment of \$2,500 in the Fund (\$500 for an IRA; \$250 under the Automatic Investment Plan; and \$500 for employees of Northern Trust and its affiliates). The minimum subsequent investment is \$50 (except for reinvestments of distributions for which there is no minimum). The Fund reserves the right to waive these minimums. You may also purchase Shares Class shares of the Fund through an account at Northern Trust (or an affiliate) or an authorized intermediary.

If you purchase, sell (redeem) or exchange Shares Class shares through an authorized intermediary, you may be required to pay a commission and/or other forms of compensation to the intermediary. In addition, an authorized intermediary may impose different investment minimums than those set forth above. The Fund is not responsible for any investment minimums imposed by authorized intermediaries or for notifying shareholders of any changes to them.

On any business day, you may sell (redeem) or exchange shares through your account by contacting your Northern Trust account representative or authorized intermediary. If you purchase shares directly from the Trust, you may sell (redeem) or exchange your shares in one of the following ways:

- **By Mail** – Send a written request to: Northern Funds, P.O. Box 75986, Chicago, Illinois 60675-5986.
- **By Telephone** – Authorize the telephone privilege on your New Account Application. Call 800-595-9111 to use the telephone privilege.
- **By Wire** – Authorize wire redemptions on your New Account Application and have proceeds sent by federal wire transfer to

a previously designated bank account (the minimum redemption amount by this method is \$250). You will be charged \$15 for each wire redemption unless the designated bank account is maintained at Northern Trust or an affiliated bank. Call 800-595-9111 for instructions.

- **By Systematic Withdrawal** – If you own shares of the Fund with a minimum value of \$10,000, you may elect to have a fixed sum redeemed at regular intervals and distributed in cash or reinvested in one or more other funds of the Trust. Call 800-595-9111 for an application form and additional information. The minimum amount is \$250 per withdrawal.
- **By Exchange** – Complete the Exchange Privilege section of your New Account Application to exchange shares of one fund in the Trust for shares of another fund in the Trust. Shares being exchanged must have a value of at least \$1,000 (\$2,500 if a new account is being established by the exchange, \$500 if the new account is an IRA). Call 800-595-9111 for more information.
- **By Internet** – You may initiate transactions between Northern Trust banking and Fund accounts by using Northern Trust Private Passport. For details and to sign up for this service, go to northerntrust.com/funds or contact your Relationship Manager.

TAX INFORMATION

The Fund’s distributions are generally taxable to you as ordinary income, qualified dividend income, capital gains, or a combination of the three, unless you are investing through a tax-exempt or tax-advantaged arrangement, such as a 401(k) plan or an individual retirement account. Distributions may be taxable upon withdrawal from tax-advantaged accounts.

PAYMENTS TO BROKERS-DEALERS AND OTHER FINANCIAL INTERMEDIARIES

If you purchase the Fund through a broker-dealer or other financial intermediary (such as a bank), the Fund and its related companies may pay the intermediary for the sale of Fund shares and related services. These payments may create a conflict of interest by influencing the broker-dealer or other intermediary and your salesperson to recommend the Fund over another investment. Ask your salesperson or visit your financial intermediary’s website for more information.

INVESTMENT OBJECTIVE

The Fund seeks to provide long-term capital appreciation. Any income received is incidental to this objective.

FEES AND EXPENSES OF THE FUND

This table describes the fees and expenses that you may pay if you buy, hold, and sell Class K shares or Class I shares of the Fund. You may be required to pay commissions and/or other forms of compensation to a financial intermediary for transactions in Class K or Class I shares, which are not reflected in the tables or the examples below.

Shareholder Fees (fees paid directly from your investment)

None

Annual Fund Operating Expenses (expenses that you pay each year as a percentage of the value of your investment)

	Class K	Class I
Management Fees	0.47%	0.47%
Other Expenses	0.07%	0.17%
Transfer Agent Fees	0.04%	0.04%
Service Fees	None	0.10%
Other Operating Expenses	0.03%	0.03%
Acquired Fund Fees and Expenses ⁽¹⁾	0.04%	0.04%
Total Annual Fund Operating Expenses⁽¹⁾	0.58%	0.68%
Expense Reimbursement ⁽²⁾	(0.05)%	(0.05)%
Total Annual Fund Operating Expenses After Expense Reimbursement⁽²⁾	0.53%	0.63%

⁽¹⁾ The Total Annual Fund Operating Expenses do not correlate to the ratio of expenses to average net assets as reported in the "Financial Highlights" section of the Prospectus, which reflects the operating expenses of the Fund and does not include Acquired Fund Fees and Expenses.

⁽²⁾ Northern Trust Investments, Inc. ("NTI") has contractually agreed to reimburse a portion of the operating expenses of each of the Class K and Class I shares of the Fund so that after such reimbursement the Total Annual Fund Operating Expenses of each Class (excluding (i) acquired fund fees and expenses; (ii) service fees; (iii) the compensation paid to each Independent Trustee of the Trust; (iv) expenses of third party consultants engaged by the Board of Trustees; (v) membership dues paid to the Investment Company Institute and Mutual Fund Directors Forum; (vi) expenses in connection with the negotiation and renewal of the revolving credit facility; and (vii) extraordinary expenses and interest) do not exceed 0.49%. NTI has also contractually agreed to reimburse the management fees payable by the Fund in an amount equal to the net management fee NTI earns on the amount invested by the Fund in money market funds managed by NTI. These contractual limitations may not be terminated before July 31, 2025 without the approval of the Board of Trustees.

EXAMPLE

The following Example is intended to help you compare the cost of investing in Class K shares and Class I shares of the Fund with the cost of investing in other mutual funds. The

Example assumes that you invest \$10,000 in the Fund for the time periods indicated and then redeem all of your Class K shares or Class I shares at the end of those periods. The Example also assumes that your investment has a 5% return each year and that the Fund's operating expenses remain the same (taking into account the expense reimbursement arrangement for one year, if applicable). Although your actual costs may be higher or lower, based on these assumptions your costs would be:

	1 Year	3 Years	5 Years	10 Years
Class K	\$54	\$181	\$319	\$721
Class I	\$64	\$213	\$374	\$842

PORTFOLIO TURNOVER. The Fund pays transaction costs, such as commissions, when it buys and sells securities (or "turns over" its portfolio). A higher portfolio turnover rate may indicate higher transaction costs and may result in higher taxes when Fund shares are held in a taxable account. These costs, which are not reflected in annual fund operating expenses or in the Example, affect the Fund's performance. During the most recent fiscal year, the Fund's portfolio turnover rate was 15.33% of the average value of its portfolio.

PRINCIPAL INVESTMENT STRATEGIES

In seeking long-term capital appreciation, the Fund will invest, under normal circumstances, at least 80% of its net assets in equity securities of small capitalization companies. Small capitalization companies generally are considered to be those whose market capitalization is, at the time the Fund makes an investment, within the range of the market capitalization of companies in the Russell 2000® Index. Companies whose capitalization no longer meets this definition after purchase may continue to be considered small capitalization companies.

Using a quantitative analysis to evaluate financial data, NTI buys securities of small capitalization companies that it believes have favorable characteristics such as earnings quality and returns on equity relative to their peers. The team may sell securities in order to maintain the desired portfolio characteristics of the Fund. In determining whether a company has favorable characteristics, NTI uses an evaluation process that includes, but is not limited to:

- Quantitative review of fundamental factors such as earnings metrics and capital deployment; and
- Systematic evaluations of new securities with attractive attributes and re-evaluations of portfolio holdings.

NTI also performs a risk management analysis in which NTI seeks to measure and manage risk exposures at the security, sector and portfolio levels through portfolio diversification. Final purchase decisions are made based on a quantitative

review of each company and on the desired level of diversification.

Many of the companies in which the Fund invests retain their earnings to finance current and future growth. These companies generally pay little or no dividends. The Fund may use derivatives such as stock index futures contracts to equitize cash and enhance portfolio liquidity.

From time to time the Fund may have a focused investment (i.e., investment exposure comprising more than 15% of its total assets) in one or more particular sectors. As of March 31, 2024, the Fund had focused investments in the financials and industrials sectors.

NTI may engage in active trading, and will not consider portfolio turnover a limiting factor in making decisions for the Fund.

Frank Russell Company does not endorse any of the securities in the Russell 2000 Index. It is not a sponsor of the Small Cap Core Fund and is not affiliated with the Fund in any way.

PRINCIPAL RISKS

As with any investment, you could lose all or part of your investment in the Fund, and the Fund's performance could trail that of other investments. The Fund is subject to certain risks, including the principal risks noted below, any of which may adversely affect the Fund's net asset value ("NAV"), total return and ability to meet its investment objective. Each risk noted below is considered a principal risk of investing in the Fund, regardless of the order in which it appears. The significance of each risk factor below may change over time and you should review each risk factor carefully.

MARKET RISK is the risk that the value of the Fund's investments may increase or decrease in response to expected, real or perceived economic, political or financial events in the U.S. or global markets. The frequency and magnitude of such changes in value cannot be predicted. Certain securities and other investments held by the Fund may experience increased volatility, illiquidity, or other potentially adverse effects in response to changing market conditions, inflation, changes in interest rates, lack of liquidity in the bond or equity markets or volatility in the equity markets. Market disruptions caused by local or regional events such as financial institution failures, war, acts of terrorism, the spread of infectious illness (including epidemics and pandemics) or other public health issues, recessions or other events or adverse investor sentiment could have a significant impact on the Fund and its investments. During periods of market disruption or other abnormal market conditions, the Fund's exposure to risks described elsewhere in this summary will likely increase.

SMALL CAP STOCK RISK is the risk that stocks of smaller companies may be more volatile than stocks of larger, more established companies, and may lack sufficient market liquidity. Small companies may have limited product lines or financial resources, may be dependent upon a particular niche of the market, or may be dependent upon a small or inexperienced management group. Securities of smaller companies may trade less frequently and in lower volume than the securities of larger companies, which could lead to higher transaction costs. Generally, the smaller the company size, the greater the risk.

INVESTMENT STYLE RISK is the risk that different investment styles (e.g., "growth", "value" or "quantitative") tend to shift in and out of favor, depending on market and economic conditions as well as investor sentiment. The Fund may outperform or underperform other funds that invest in similar asset classes but employ a different investment style. The Fund may also employ a combination of styles that impacts its risk characteristics.

- **QUANTITATIVE INVESTING RISK** is the risk that the value of securities or other investments selected using quantitative analysis can perform differently from the market as a whole or from their expected performance and the Fund may realize a loss. This may be as a result of the factors used in building a multifactor quantitative model, the weights placed on each factor, the accuracy of historical data utilized, and changing sources of market returns. Whenever a model is used, there is also a risk that the model will not work as planned.

MANAGEMENT RISK is the risk that a strategy used by the Fund's investment adviser may fail to produce the intended results or that imperfections, errors or limitations in the tools and data used by the investment adviser may cause unintended results.

SECTOR RISK is the risk that companies in similar businesses may be similarly affected by particular economic or market events, which may, in certain circumstances, cause the value of securities of all companies in a particular sector of the market to decrease.

- **FINANCIALS SECTOR RISK** is the risk that companies in the financials sector can be significantly affected by changes in interest rates, government regulation, the rate of corporate and consumer debt defaulted, price competition, and the availability and cost of capital, among other factors.
- **INDUSTRIALS SECTOR RISK** is the risk that companies in the industrials sector may be significantly affected by, among other things, worldwide economic growth, supply and demand for specific products and services, rapid technological developments, international political and economic developments, environmental issues, and tax and governmental regulatory policies.

DERIVATIVES RISK is the risk that derivatives may pose risks in addition to and greater than those associated with investing directly in securities, currencies and other instruments, may be illiquid or less liquid, more volatile, more difficult to value and leveraged so that small changes in the value of the underlying instrument may produce disproportionate losses to the Fund. Derivatives are also subject to counterparty risk, which is the risk that the other party to the transaction will not perform its contractual obligations. The use of derivatives is a highly specialized activity that involves investment techniques and risks different from those associated with investments in more traditional securities and instruments.

- **FUTURES CONTRACTS RISK** is the risk that there will be imperfect correlation between the change in market value of the Fund's securities and the price of futures contracts, which may result in the strategy not working as intended; the possible inability of the Fund to sell or close out a futures contract at the desired time or price; losses due to unanticipated market movements, which potentially are unlimited; and the possible inability of the Fund's investment adviser to correctly predict the direction of securities' prices, interest rates, currency exchange rates and other economic factors, which may make the Fund's returns more volatile or increase the risk of loss.

As with any mutual fund, it is possible to lose money on an investment in the Fund. An investment in the Fund is not a deposit of any bank and is not insured or guaranteed by the Federal Deposit Insurance Corporation, any other government agency, or The Northern Trust Company, its affiliates, subsidiaries or any other bank.

FUND PERFORMANCE

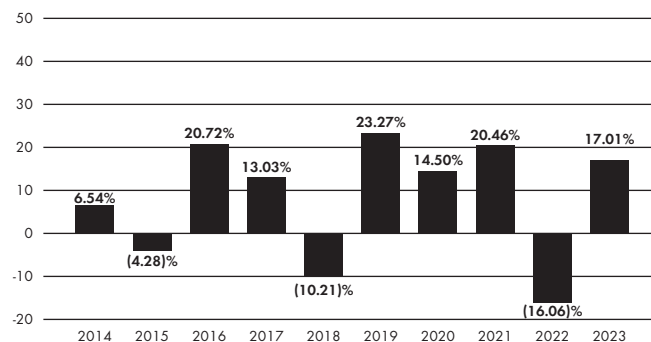
The bar chart and table that follow provide an indication of the risks of investing in the Fund by showing: (A) changes in the performance of the Fund from year to year and (B) how the average annual total returns of the Fund compare to those of a broad-based securities market index and a style-specific index (one reflecting the market segments in which the Fund invests), in that order.

The returns shown for periods ended prior to July 30, 2020 are those of the Shares Class shares of the Fund at net asset value. Effective July 30, 2020, Shares Class shares of the Fund were converted into new Class K shares and Class I shares of the Fund. Class K and Class I shares' returns of the Fund will be different from the returns of the Shares Class shares' returns of the Fund as they have different expenses.

The Fund's past performance, before and after taxes, is not necessarily an indication of how the Fund will perform in the future.

Updated performance information for the Fund is available and may be obtained on the Fund's website at northerntrust.com/funds or by calling 800-595-9111.

CALENDAR YEAR TOTAL RETURN (CLASS K SHARES) *



* Year to date total return for the six months ended June 30, 2024 was 2.92%. For the periods shown in the bar chart above, the highest quarterly return was 28.37% in the fourth quarter of 2020, and the lowest quarterly return was (29.37)% in the first quarter of 2020.

AVERAGE ANNUAL TOTAL RETURN

(For the periods ended December 31, 2023)

	1-Year	5-Year	10-Year
Class K Shares ⁽¹⁾			
Returns before taxes	17.01%	10.80%	7.63%
Returns after taxes on distributions	14.98%	9.06%	6.40%
Returns after taxes on distributions and sale of Fund shares	11.14%	8.44%	5.98%
Class I Shares ⁽¹⁾	16.84%	10.72%	7.59%
Russell 3000 Index (reflects no deduction for fees, expenses, or taxes) ⁽²⁾	25.96%	15.16%	11.48%
Russell 2000 Index (reflects no deduction for fees, expenses, or taxes)	16.93%	9.97%	7.16%

⁽¹⁾ The inception date of Class K and Class I shares of the Fund is July 30, 2020. Performance shown prior to the inception date is that of the Fund's Shares Class shares, which are no longer offered by the Fund, at net asset value ("NAV"). Performance reflects any applicable fee waivers and/or expense reimbursements.

⁽²⁾ Effective July 31, 2024, the Fund changed its broad-based securities market index from the Russell 2000 Index to the Russell 3000 Index in connection with new regulatory requirements.

After-tax returns are calculated using the historical highest individual federal marginal income tax rates and do not reflect the impact of state and local taxes. Actual after-tax returns depend on an investor's tax situation and may differ from those shown. After-tax returns shown are not relevant to investors who hold their shares through tax-advantaged arrangements, such as 401(k) plans or individual retirement accounts. After-tax returns are shown only for Class K shares. After-tax returns for other classes will vary.

In calculating the federal income taxes due on redemptions, capital gains taxes resulting from redemptions are subtracted from the redemption proceeds and the tax benefits from capital losses resulting from the redemptions are added to the redemption proceeds. Under

certain circumstances, the addition of the tax benefits from capital losses resulting from redemptions may cause the Returns after taxes on distributions and sale of fund shares to be greater than the Returns after taxes on distributions or even the Returns before taxes.

MANAGEMENT

INVESTMENT ADVISER AND PORTFOLIO MANAGERS. NTI, an indirect subsidiary of Northern Trust Corporation, serves as the investment adviser of the Small Cap Core Fund. Robert H. Bergson, CFA, Senior Vice President of NTI, Michael R. Hunstad, PhD, Executive Vice President of NTI, Reed A. LeMar, CFA, Senior Vice President of NTI, Sridhar Kancharla, CFA, Senior Vice President of NTI, have been managers of the Fund since February 2010, July 2020, July 2024, and July 2024, respectively. The Northern Trust Company, an affiliate of NTI, serves as transfer agent, custodian and sub-administrator to the Fund.

PURCHASE AND SALE OF FUND SHARES

You may purchase Class I shares of the Fund only through an authorized intermediary. There is no minimum initial or subsequent investment amounts for Class I shares imposed by the Fund.

You may purchase Class K shares of the Fund by opening an account directly with Northern Funds (the “Trust”) with a minimum initial investment of \$2,500 in the Fund (\$500 for an IRA; \$250 under the Automatic Investment Plan; and \$500 for employees of Northern Trust and its affiliates). The minimum subsequent investment is \$50 for Class K shares (except for reinvestments of distributions for which there is no minimum). The Fund reserves the right to waive these minimums. You may also purchase Class K shares of the Fund through an account at Northern Trust (or an affiliate) or an authorized intermediary.

If you purchase, sell (redeem) or exchange Class K or Class I shares through an authorized intermediary, you may be required to pay a commission and/or other forms of compensation to the intermediary. In addition, an authorized intermediary may impose different investment minimums than those set forth above. The Fund is not responsible for any investment minimums imposed by authorized intermediaries or for notifying shareholders of any changes to them.

On any business day, you may sell (redeem) or exchange shares through your account by contacting your Northern Trust account representative or authorized intermediary. If you purchase shares directly from the Trust, you may sell (redeem) or exchange your shares in one of the following ways:

- By Mail – Send a written request to: Northern Funds, P.O. Box 75986, Chicago, Illinois 60675-5986.

- By Telephone – Authorize the telephone privilege on your New Account Application. Call 800-595-9111 to use the telephone privilege.
- By Wire – Authorize wire redemptions on your New Account Application and have proceeds sent by federal wire transfer to a previously designated bank account (the minimum redemption amount by this method is \$250). You will be charged \$15 for each wire redemption unless the designated bank account is maintained at Northern Trust or an affiliated bank. Call 800-595-9111 for instructions.
- By Systematic Withdrawal – If you own Class K shares of the Fund with a minimum value of \$10,000, you may elect to have a fixed sum redeemed at regular intervals and distributed in cash or reinvested in the same share class of one or more other funds of the Trust that offers that share class. Call 800-595-9111 for an application form and additional information. The minimum amount is \$250 per withdrawal.
- By Exchange – Complete the Exchange Privilege section of your New Account Application to exchange Class K shares of the Fund for the Class K shares or Shares class shares of another fund in the Trust. Class K shares being exchanged must have a value of at least \$1,000 (\$2,500 if a new account is being established by the exchange, \$500 if the new account is an IRA). Call 800-595-9111 for more information.
- By Internet – You may initiate transactions between Northern Trust banking and Fund accounts by using Northern Trust Private Passport. For details and to sign up for this service, go to northerntrust.com/funds or contact your Relationship Manager.

TAX INFORMATION

The Fund’s distributions are generally taxable to you as ordinary income, qualified dividend income, capital gains, or a combination of the three, unless you are investing through a tax-exempt or tax-advantaged arrangement, such as a 401(k) plan or an individual retirement account. Distributions may be taxable upon withdrawal from tax-advantaged accounts.

PAYMENTS TO BROKERS-DEALERS AND OTHER FINANCIAL INTERMEDIARIES

If you purchase the Fund through a broker-dealer or other financial intermediary (such as a bank), the Fund and its related companies may pay the intermediary for the sale of Fund shares and related services. These payments may create a conflict of interest by influencing the broker-dealer or other intermediary and your salesperson to recommend the Fund over another investment. Ask your salesperson or visit your financial intermediary’s website for more information.

INVESTMENT OBJECTIVE

The Fund seeks to provide long-term capital appreciation. Any income received is incidental to this objective.

FEES AND EXPENSES OF THE FUND

This table describes the fees and expenses that you may pay if you buy, hold, and sell Class I shares or Class K shares of the Fund. You may be required to pay commissions and/or other forms of compensation to a financial intermediary for transactions in Class I or Class K shares, which are not reflected in the tables or the examples below.

Shareholder Fees (fees paid directly from your investment)

None

Annual Fund Operating Expenses (expenses that you pay each year as a percentage of the value of your investment)

	Class K	Class I
Management Fees	0.37%	0.37%
Other Expenses	0.07%	0.17%
Transfer Agent Fees	0.04%	0.04%
Service Fees	None	0.10%
Other Operating Expenses	0.03%	0.03%
Total Annual Fund Operating Expenses	0.44%	0.54%
Expense Reimbursement ⁽¹⁾	(0.05)%	(0.05)%
Total Annual Fund Operating Expenses After Expense Reimbursement⁽¹⁾	0.39%	0.49%

⁽¹⁾ Northern Trust Investments, Inc. ("NTI") has contractually agreed to reimburse a portion of the operating expenses of each of the Class K and Class I shares of the Fund so that after such reimbursement the Total Annual Fund Operating Expenses of each Class (excluding (i) acquired fund fees and expenses; (ii) service fees; (iii) the compensation paid to each Independent Trustee of the Trust; (iv) expenses of third party consultants engaged by the Board of Trustees; (v) membership dues paid to the Investment Company Institute and Mutual Fund Directors Forum; (vi) expenses in connection with the negotiation and renewal of the revolving credit facility; and (vii) extraordinary expenses and interest) do not exceed 0.39%. NTI has also contractually agreed to reimburse the management fees payable by the Fund in an amount equal to the net management fee NTI earns on the amount invested by the Fund in money market funds managed by NTI. These contractual limitations may not be terminated before July 31, 2025 without the approval of the Board of Trustees.

EXAMPLE

The following Example is intended to help you compare the cost of investing in Class K shares and Class I shares of the Fund with the cost of investing in other mutual funds. The Example assumes that you invest \$10,000 in the Fund for the time periods indicated and then redeem all of your Class K shares or Class I shares at the end of those periods. The Example also assumes that your investment has a 5% return each year and that the Fund's operating expenses remain the

same (taking into account the expense reimbursement arrangement for one year, if applicable). Although your actual costs may be higher or lower, based on these assumptions your costs would be:

	1 Year	3 Years	5 Years	10 Years
Class K	\$40	\$136	\$241	\$550
Class I	\$50	\$168	\$297	\$672

PORTFOLIO TURNOVER. The Fund pays transaction costs, such as commissions, when it buys and sells securities (or "turns over" its portfolio). A higher portfolio turnover rate may indicate higher transaction costs and may result in higher taxes when Fund shares are held in a taxable account. These costs, which are not reflected in annual fund operating expenses or in the Example, affect the Fund's performance. During the most recent fiscal year end, the Fund's portfolio turnover rate was 36.53% of the average value of its portfolio.

PRINCIPAL INVESTMENT STRATEGIES

In seeking long-term capital appreciation, the Fund will invest, under normal circumstances, at least 80% of its net assets (plus borrowings for investment purposes) in equity securities of large and mid-capitalization U.S. companies that NTI believes have favorable environmental, social and governance ("ESG") characteristics under a third-party vendor's rating methodology. For purposes of this definition, U.S. companies with a market capitalization within the range of the Russell 1000® Index will be considered large or mid-capitalization U.S. companies. Companies whose capitalization no longer meets this definition after purchase may continue to be considered large or mid-capitalization companies.

Using a quantitative, factor based approach, the Fund intends to invest in companies that: (i) meet certain criteria for ESG factors using data provided by one or more third-party research vendors; (ii) exhibit strong business fundamentals, solid management and reliable cash flows; and (iii) are located, headquartered in, incorporated in or otherwise organized in the United States. The Fund's ESG criteria is applied to all equity securities that are included in the Russell 1000® Index, except that the Fund may at times hold securities that are subject to, or may hold securities as a result of, certain corporate actions, which securities may not be evaluated for ESG criteria. The Fund expects its investments to be allocated among companies that are diversified in terms of industries and capitalization ranges.

The Fund is managed according to a quantitative model developed by NTI. To define an investable universe, NTI first excludes securities of companies included in the Russell 1000® Index that are involved in ESG controversies classified as "very severe" by a third-party research vendor under certain global conventions, such as the United Nations Global Compact

Principles. NTI also removes companies that, based on its evaluation of ESG data, appear to do a poor job of managing their ESG risks and opportunities relative to their peers as well as those with material involvement in controversial business practices, e.g., tobacco, civilian firearms, thermal coal, and both controversial and conventional weapons. NTI may modify this list of excluded companies at any time, without shareholder approval or notice.

NTI engages a third-party research vendor to provide ESG data for U.S. companies. The third-party vendor identifies ESG areas of risk and opportunity, evaluates exposure and management, and ranks and rates companies against their industry peers.

After defining the investable universe, NTI evaluates the quality of the remaining securities and removes those securities that do not meet the proprietary quality methodology. NTI's quality methodology rates and ranks securities based on three categories of financial signals (profitability, management efficiency, and cash generation). Those securities remaining from the investable universe are also rated and ranked based on NTI's evaluation of their ESG characteristics.

The Fund is constructed based on an optimization methodology designed to take active exposure by overweighting and underweighting securities based on their ESG and relative financial quality rankings. NTI also performs a risk management analysis in which NTI seeks to measure and manage risk exposures at the security, sector and portfolio levels through portfolio diversification. NTI makes final purchase decisions based on the quantitative model described above and on the desired level of diversification. The Fund will normally sell a security that NTI believes is no longer attractive based upon the evaluation criteria described above. Further, in making purchase and sell decisions, NTI seeks to create a portfolio comprised of companies with a lower aggregate carbon footprint than the aggregate carbon footprint of the companies in the Russell 1000 Index, which includes consideration of a company's emissions and carbon reserves as well as a company's risk and opportunity alignment with a transition to a low carbon economy.

The Fund may use derivatives such as stock index futures contracts to equitize cash and enhance portfolio liquidity. ESG criteria are not applied to the Fund's investments in derivatives.

From time to time the Fund may have a focused investment (i.e., investment exposure comprising more than 15% of its total assets) in one or more particular sectors. As of March 31, 2024, the Fund had a focused investment in the information technology sector.

Frank Russell Company does not endorse any of the securities in the Russell 1000 Index. It is not a sponsor of the Fund and is not affiliated with the Fund in any way.

PRINCIPAL RISKS

As with any investment, you could lose all or part of your investment in the Fund, and the Fund's performance could trail that of other investments. The Fund is subject to certain risks, including the principal risks noted below, any of which may adversely affect the Fund's net asset value ("NAV"), total return and ability to meet its investment objective. Each risk noted below is considered a principal risk of investing in the Fund, regardless of the order in which it appears. The significance of each risk factor below may change over time and you should review each risk factor carefully.

MARKET RISK is the risk that the value of the Fund's investments may increase or decrease in response to expected, real or perceived economic, political or financial events in the U.S. or global markets. The frequency and magnitude of such changes in value cannot be predicted. Certain securities and other investments held by the Fund may experience increased volatility, illiquidity, or other potentially adverse effects in response to changing market conditions, inflation, changes in interest rates, lack of liquidity in the bond or equity markets or volatility in the equity markets. Market disruptions caused by local or regional events such as financial institution failures, war, acts of terrorism, the spread of infectious illness (including epidemics and pandemics) or other public health issues, recessions or other events or adverse investor sentiment could have a significant impact on the Fund and its investments. During periods of market disruption or other abnormal market conditions, the Fund's exposure to risks described elsewhere in this summary will likely increase.

ESG INVESTING RISK is the risk stemming from the ESG factors that the Fund applies in selecting securities. The use of ESG factors in securities selection may affect the Fund's exposure to certain companies or industries and cause the Fund to forego certain investment opportunities. The Fund's performance results may be lower than the broader equity market or than other funds that do or do not use ESG factors, scores, or screens in their securities selection process, or use a different ESG methodology. Information used by the Fund to evaluate ESG factors, including data provided by the Fund's third-party vendor, may not be readily available, complete or accurate, which could negatively impact the Fund's ability to accurately determine companies' ESG ratings, which in turn could negatively impact the Fund's performance. Currently, there is a lack of common industry standards relating to the development and application of ESG criteria which may make it difficult to compare the Fund's principal investment strategies with the investment strategies of other funds that apply certain ESG criteria or that use a different third-party vendor for ESG data. The Fund's assessment of a company, based on the company's level of involvement in a particular industry or ESG controversy or the company's ESG ranking or rating, may differ

from that of other funds or an investor. Information used by the Fund to evaluate ESG factors may vary across providers and issuers as ESG is not a uniformly defined characteristic. ESG standards differ by region and industry, and a company's ESG practices or data providers' assessment of a company's ESG practices may change over time. As a result, the companies in which the Fund invests may not reflect the beliefs and values of any particular investor and may not be deemed to exhibit positive or favorable ESG characteristics if different metrics were used to evaluate them. Regulatory changes or interpretations regarding the definitions and/or use of ESG criteria could have a material adverse effect on the Fund's ability to invest in accordance with its investment policies and/or achieve its investment objective. Regulatory changes or interpretations regarding the definitions and/or use of ESG criteria could have a material adverse effect on the Fund's ability to invest in accordance with its investment policies and/or achieve its investment objective.

MID CAP STOCK RISK is the risk that stocks of mid-sized companies may be more volatile than stocks of larger, more established companies, and may lack sufficient market liquidity. Mid-sized companies may have limited product lines or financial resources, may be dependent upon a particular niche of the market, or may be dependent upon a small or inexperienced management group. Securities of mid-sized companies may trade less frequently and in lower volume than the securities of larger companies, which could lead to higher transaction costs. Generally the smaller the company size, the greater the risk.

INVESTMENT STYLE RISK is the risk that different investment styles (e.g., "growth", "value" or "quantitative") tend to shift in and out of favor, depending on market and economic conditions as well as investor sentiment. The Fund may outperform or underperform other funds that invest in similar asset classes but employ a different investment style. The Fund may also employ a combination of styles that impacts its risk characteristics.

- **QUANTITATIVE INVESTING RISK** is the risk that the value of securities or other investments selected using quantitative analysis can perform differently from the market as a whole or from their expected performance and the Fund may realize a loss. This may be as a result of the factors used in building a multifactor quantitative model, the weights placed on each factor, the accuracy of historical data utilized, and changing sources of market returns. Whenever a model is used, there is also a risk that the model will not work as planned.

MANAGEMENT RISK is the risk that a strategy used by the Fund's investment adviser may fail to produce the intended results or that imperfections, errors or limitations in the tools and data used by the investment adviser may cause unintended results.

SECTOR RISK is the risk that companies in similar businesses may be similarly affected by particular economic or market events, which may, in certain circumstances, cause the value of securities of all companies in a particular sector of the market to decrease.

- **INFORMATION TECHNOLOGY SECTOR RISK** is the risk that securities of technology companies may be subject to greater price volatility than securities of companies in other sectors. These securities may fall in and out of favor with investors rapidly, which may cause sudden selling and dramatically lower market prices. Technology companies also may be affected adversely by changes in technology, consumer and business purchasing patterns, government regulation and/or obsolete products or services.

DERIVATIVES RISK is the risk that derivatives may pose risks in addition to and greater than those associated with investing directly in securities, currencies and other instruments, may be illiquid or less liquid, more volatile, more difficult to value and leveraged so that small changes in the value of the underlying instrument may produce disproportionate losses to the Fund. Derivatives are also subject to counterparty risk, which is the risk that the other party to the transaction will not perform its contractual obligations. The use of derivatives is a highly specialized activity that involves investment techniques and risks different from those associated with investments in more traditional securities and instruments.

- **FUTURES CONTRACTS RISK** is the risk that there will be imperfect correlation between the change in market value of the Fund's securities and the price of futures contracts, which may result in the strategy not working as intended; the possible inability of the Fund to sell or close out a futures contract at the desired time or price; losses due to unanticipated market movements, which potentially are unlimited; and the possible inability of the Fund's investment adviser to correctly predict the direction of securities' prices, interest rates, currency exchange rates and other economic factors, which may make the Fund's returns more volatile or increase the risk of loss.

As with any mutual fund, it is possible to lose money on an investment in the Fund. An investment in the Fund is not a deposit of any bank and is not insured or guaranteed by the Federal Deposit Insurance Corporation, any other government agency, or The Northern Trust Company, its affiliates, subsidiaries or any other bank.

FUND PERFORMANCE

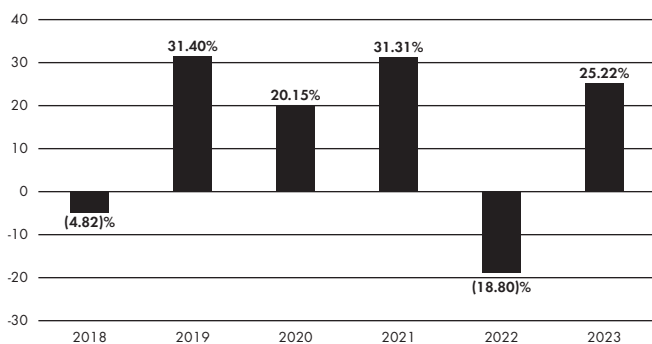
The bar chart and table that follow provide an indication of the risks of investing in the Fund by showing: (A) changes in the performance of the Fund from year to year and (B) how the average annual total returns of the Fund compare to those of a broad-based securities market index.

The returns shown for periods ended prior to July 30, 2020 for the Class K shares and August 24, 2020 for the Class I shares are those of the Shares Class shares of the Fund at net asset value. Effective July 30, 2020, the Shares Class shares of the Fund were converted into new Class K shares and Class I shares of the Fund. Class K shares commenced operations on July 30, 2020 and Class I shares commenced operations on August 24, 2020. Class K and Class I shares' returns of the Fund will be different from the returns of the Shares Class shares' returns of the Fund as they have different expenses.

The Fund's past performance, before and after taxes, is not necessarily an indication of how the Fund will perform in the future.

Updated performance information for the Fund is available and may be obtained on the Fund's website at northerntrust.com/funds or by calling 800-595-9111.

CALENDAR YEAR TOTAL RETURN (CLASS K SHARES) *



* Year to date total return for the six months ended June 30, 2024 was 11.68%. For the periods shown in the bar chart above, the highest quarterly return was 22.19% in the second quarter of 2020, and the lowest quarterly return was (19.11)% in the first quarter of 2020.

AVERAGE ANNUAL TOTAL RETURN

(For the periods ended December 31, 2023)

	1-Year	5-Year	Since Inception (10/02/17)
Class K Shares ⁽¹⁾			
Returns before taxes	25.22%	16.08%	12.81%
Returns after taxes on distributions	24.69%	15.21%	11.97%
Returns after taxes on distributions and sale of Fund shares	15.20%	12.83%	10.16%
Class I Shares ⁽¹⁾	25.17%	16.02%	12.76%
Russell 1000 Index (reflects no deduction for fees, expenses, or taxes)	26.53%	15.52%	12.43%

⁽¹⁾ The inception date of Class K shares of the Fund is July 30, 2020 and the inception date of Class I shares of the Fund is August 24, 2020. Performance shown prior to the inception dates is that of the Fund's Shares Class shares,

which are no longer offered by the Fund, at net asset value ("NAV"). The inception date of the Fund's Shares Class is October 2, 2017. Performance reflects any applicable fee waivers and/or expense reimbursements.

After-tax returns are calculated using the historical highest individual federal marginal income tax rates and do not reflect the impact of state and local taxes. Actual after-tax returns depend on an investor's tax situation and may differ from those shown. After-tax returns shown are not relevant to investors who hold their shares through tax-advantaged arrangements, such as 401(k) plans or individual retirement accounts. After-tax returns are shown only for Class K shares. After-tax returns for other classes will vary.

In calculating the federal income taxes due on redemptions, capital gains taxes resulting from redemptions are subtracted from the redemption proceeds and the tax benefits from capital losses resulting from the redemptions are added to the redemption proceeds. Under certain circumstances, the addition of the tax benefits from capital losses resulting from redemptions may cause the Returns after taxes on distributions and sale of fund shares to be greater than the Returns after taxes on distributions or even the Returns before taxes.

MANAGEMENT

INVESTMENT ADVISER AND PORTFOLIO MANAGERS. NTI, an indirect subsidiary of Northern Trust Corporation, serves as the investment adviser of the U.S. Quality ESG Fund. Jeffrey D. Sampson, CFA and Peter M. Zymali, CFP®, each a Senior Vice President of NTI, have been managers of the Fund since inception. The Northern Trust Company, an affiliate of NTI, serves as transfer agent, custodian and sub-administrator to the Fund.

PURCHASE AND SALE OF FUND SHARES

You may purchase Class I shares of the Fund only through an authorized intermediary. There is no minimum initial or subsequent investment amounts for Class I shares imposed by the Fund.

You may purchase Class K shares of the Fund by opening an account directly with Northern Funds (the "Trust") with a minimum initial investment of \$2,500 in the Fund (\$500 for an IRA; \$250 under the Automatic Investment Plan; and \$500 for employees of Northern Trust and its affiliates). The minimum subsequent investment is \$50 for Class K shares (except for reinvestments of distributions for which there is no minimum). The Fund reserves the right to waive these minimums. You may also purchase Class K shares of the Fund through an account at Northern Trust (or an affiliate) or an authorized intermediary.

If you purchase, sell (redeem) or exchange Class K or Class I shares through an authorized intermediary, you may be required to pay a commission and/or other forms of compensation to the intermediary. In addition, an authorized intermediary may impose different investment minimums than those set forth above. The Fund is not responsible for any

investment minimums imposed by authorized intermediaries or for notifying shareholders of any changes to them.

On any business day, you may sell (redeem) or exchange shares through your account by contacting your Northern Trust account representative or authorized intermediary. If you purchase shares directly from the Trust, you may sell (redeem) or exchange your shares in one of the following ways:

- By Mail – Send a written request to: Northern Funds, P.O. Box 75986, Chicago, Illinois 60675-5986.
- By Telephone – Authorize the telephone privilege on your New Account Application. Call 800-595-9111 to use the telephone privilege.
- By Wire – Authorize wire redemptions on your New Account Application and have proceeds sent by federal wire transfer to a previously designated bank account (the minimum redemption amount by this method is \$250). You will be charged \$15 for each wire redemption unless the designated bank account is maintained at Northern Trust or an affiliated bank. Call 800-595-9111 for instructions.
- By Systematic Withdrawal – If you own Class I shares or Class K shares of the Fund with a minimum value of \$10,000, you may elect to have a fixed sum redeemed at regular intervals and distributed in cash or reinvested in the same share class of one or more other funds of the Trust that offers that share class. Call 800-595-9111 for an application form and additional information. The minimum amount is \$250 per withdrawal.
- By Exchange – Complete the Exchange Privilege section of your New Account Application to exchange Class K shares of

the Fund for the Class K shares or Shares Class shares of another fund in the Trust. Class K shares being exchanged must have a value of at least \$1,000 (\$2,500 if a new account is being established by the exchange, \$500 if the new account is an IRA). Call 800-595-9111 for more information.

- By Internet – You may initiate transactions between Northern Trust banking and Fund accounts by using Northern Trust Private Passport. For details and to sign up for this service, go to northerntrust.com/funds or contact your Relationship Manager.

TAX INFORMATION

The Fund's distributions are generally taxable to you as ordinary income, qualified dividend income, capital gains, or a combination of the three, unless you are investing through a tax-exempt or tax-advantaged arrangement, such as a 401(k) plan or an individual retirement account. Distributions may be taxable upon withdrawal from tax-advantaged accounts.

PAYMENTS TO BROKERS-DEALERS AND OTHER FINANCIAL INTERMEDIARIES

If you purchase the Fund through a broker-dealer or other financial intermediary (such as a bank), the Fund and its related companies may pay the intermediary for the sale of Fund shares and related services. These payments may create a conflict of interest by influencing the broker-dealer or other intermediary and your salesperson to recommend the Fund over another investment. Ask your salesperson or visit your financial intermediary's website for more information.

INVESTMENT OBJECTIVE

The Fund seeks to provide investment results approximating the overall performance of the MSCI Emerging Markets® Index (the “Index”).

FEES AND EXPENSES OF THE FUND

This table describes the fees and expenses that you may pay if you buy, hold, and sell shares of the Fund. You may be required to pay commissions and/or other forms of compensation to a financial intermediary for transactions in Shares Class shares, which are not reflected in the tables or the examples below.

Shareholder Fees (fees paid directly from your investment)

Maximum Sales Charge (Load) Imposed on Purchases (as a percentage of offering price)	None
Redemption Fee (within 30 days or less after purchase) (as a percentage of amount redeemed, if applicable)	2.00%

Annual Fund Operating Expenses (expenses that you pay each year as a percentage of the value of your investment)

	Shares Class
Management Fees	0.14%
Other Expenses	0.15%
Transfer Agent Fees	0.04%
Other Operating Expenses	0.11%
Acquired Fund Fees & Expenses ⁽¹⁾	0.01%
Total Annual Fund Operating Expenses⁽¹⁾	0.30%
Expense Reimbursement ⁽²⁾	(0.15)%
Total Annual Fund Operating Expenses After Expense Reimbursement⁽²⁾	0.15%

⁽¹⁾ The Total Annual Fund Operating Expenses do not correlate to the ratio of expenses to average net assets as reported in the “Financial Highlights” section of the Prospectus, which reflects the operating expenses of the Fund and does not include Acquired Fund Fees and Expenses.

⁽²⁾ Northern Trust Investments, Inc. (“NTI”) has contractually agreed to reimburse a portion of the operating expenses of the Fund so that after such reimbursement the Total Annual Fund Operating Expenses of the Fund (including acquired fund fees and expenses, but excluding extraordinary expenses) do not exceed 0.15%. NTI has also contractually agreed to reimburse the management fees payable by the Fund in an amount equal to the net management fee NTI earns on the amount invested by the Fund in money market funds managed by NTI. These contractual limitations may not be terminated before July 31, 2025 without the approval of the Board of Trustees.

EXAMPLE

The following Example is intended to help you compare the cost of investing in the Fund with the cost of investing in other mutual funds. The Example assumes that you invest \$10,000 in the Fund for the time periods indicated and then redeem all of your shares at the end of those periods. The Example also

assumes that your investment has a 5% return each year and that the Fund’s operating expenses remain the same (taking into account the expense reimbursement arrangement for one year, if applicable). Although your actual costs may be higher or lower, based on these assumptions your costs would be:

	1 Year	3 Years	5 Years	10 Years
Shares Class	\$16	\$82	\$154	\$366

PORTFOLIO TURNOVER. The Fund pays transaction costs, such as commissions, when it buys and sells securities (or “turns over” its portfolio). A higher portfolio turnover rate may indicate higher transaction costs and may result in higher taxes when Fund shares are held in a taxable account. These costs, which are not reflected in annual fund operating expenses or in the Example, affect the Fund’s performance. During the most recent fiscal year, the Fund’s portfolio turnover rate was 44.18% of the average value of its portfolio.

PRINCIPAL INVESTMENT STRATEGIES

Under normal circumstances, the Fund will invest substantially all (and at least 80%) of its net assets in equity securities, in weightings that approximate the relative composition of the securities included in the Index, in American Depositary Receipts (“ADRs”), European Depositary Receipts (“EDRs”), and Global Depositary Receipts (“GDRs”) representing such securities, and in MSCI Emerging Markets Index futures approved by the Commodity Futures Trading Commission. The Fund’s common stock investments also include China A-shares (shares of companies based in mainland China that trade on the Shanghai Stock Exchange and the Shenzhen Stock Exchange).

The Index captures large and mid-cap representation across 24 Emerging Markets countries, as determined by the index provider, and covers approximately 85% of the free float-adjusted market capitalization in each country as of May 31, 2024. As of May 31, 2024, the Index was comprised of 1,373 constituents with market capitalizations ranging from \$119.65 million to \$624.37 billion. It is rebalanced quarterly. The Fund generally rebalances its portfolio in accordance with the Index.

NTI uses a “passive” or indexing approach to try to achieve the Fund’s investment objective. Unlike many investment companies, the Fund does not try to “beat” the index it tracks and does not seek temporary defensive positions when markets decline or appear overvalued. NTI will buy and sell securities in response to changes in the Index as well as in response to subscriptions and redemptions.

The Fund generally invests in substantially all of the securities in the Index in approximately the same proportion as the Index (i.e., replication). In certain circumstances, however, the Fund may not hold every security in the Index or in the same proportion as the Index, such as to improve tax efficiency or when it may not be practicable to fully implement a replication strategy. Rather, it will use an optimization strategy to seek to construct a portfolio that minimizes tracking error versus the Index while managing transaction costs and realized capital gains and losses.

The Fund intends to be diversified in approximately the same proportion as the Index is diversified. The Fund may become “non-diversified,” as defined in the Investment Company Act of 1940 (the “1940 Act”), solely as a result of a change in relative market capitalization or index weighting of one or more constituents of the Index. A “non-diversified” fund can invest a greater percentage of its assets in a small group of issuers or in any one issuer than a diversified fund can. Shareholder approval will not be sought if the Fund becomes non-diversified due solely to a change in the relative market capitalization or index weighting of one or more constituents of the Index.

In seeking to track the performance of the Index, from time to time the Fund may have a focused investment (i.e., investment exposure comprising more than 15% of its total assets) in one or more particular sectors, countries or geographic regions. As of March 31, 2024, the Fund had focused investments in China, India and Taiwan, and in the financials and information technology sectors.

NTI expects that, under normal circumstances, the quarterly performance of the Fund, before fees and expenses, will track the performance of the Index within a 0.95 correlation coefficient.

The Index is created and sponsored by Morgan Stanley Capital International, Inc. (“MSCI”), as the index provider. MSCI determines the composition and relative weightings of the securities in the Index and publishes information regarding the market value of the Index. MSCI does not endorse any of the securities in the Index. It is not a sponsor of the Emerging Markets Equity Index Fund and is not affiliated with the Fund in any way.

PRINCIPAL RISKS

As with any investment, you could lose all or part of your investment in the Fund, and the Fund’s performance could trail that of other investments. The Fund is subject to certain risks, including the principal risks noted below, any of which may adversely affect the Fund’s net asset value (“NAV”), total return and ability to meet its investment objective. Each risk noted below is considered a principal risk of investing in the Fund,

regardless of the order in which it appears. The significance of each risk factor below may change over time and you should review each risk factor carefully.

MARKET RISK is the risk that the value of the Fund’s investments may increase or decrease in response to expected, real or perceived economic, political or financial events in the U.S. or global markets. The frequency and magnitude of such changes in value cannot be predicted. Certain securities and other investments held by the Fund may experience increased volatility, illiquidity, or other potentially adverse effects in response to changing market conditions, inflation, changes in interest rates, lack of liquidity in the bond or equity markets or volatility in the equity markets. Market disruptions caused by local or regional events such as financial institution failures, war, acts of terrorism, the spread of infectious illness (including epidemics and pandemics) or other public health issues, recessions or other events or adverse investor sentiment could have a significant impact on the Fund and its investments. During periods of market disruption or other abnormal market conditions, the Fund’s exposure to risks described elsewhere in this summary will likely increase.

EMERGING MARKETS RISK is the risk that emerging markets are generally subject to greater market volatility, political, social and economic instability, uncertain trading markets and more governmental limitations on foreign investments than more developed markets. In addition, companies operating in emerging markets may be subject to lower trading volumes and greater price volatility than companies in more developed markets. Emerging market economies may be based on only a few industries, may be highly vulnerable to changes in local and global trade conditions, and may suffer from extreme and volatile debt burdens or inflation rates. Companies in emerging market countries generally may be subject to less stringent regulatory, disclosure, financial reporting, accounting, auditing and recordkeeping standards than companies in more developed countries. As a result, information, including financial information, about such companies may be less available and reliable, which can impede the Fund’s ability to evaluate such companies. Securities law and the enforcement of systems of taxation in many emerging market countries may change quickly and unpredictably, and the ability to bring and enforce actions (including bankruptcy, confiscatory taxation, expropriation, nationalization of a company’s assets, restrictions on foreign ownership of local companies, restrictions on withdrawing assets from the country, protectionist measures and practices such as share blocking), or to obtain information needed to pursue or enforce such actions, may be limited. Investments in emerging market securities may be subject to additional transaction costs, delays in settlement procedures, unexpected market closures, and lack of timely information.

FOREIGN SECURITIES RISK is the risk that investing in foreign (non-U.S.) securities may result in the Fund experiencing more rapid and extreme changes in value than a fund that invests exclusively in securities of U.S. companies, due to less liquid markets and adverse economic, political, diplomatic, financial, and regulatory factors. Foreign governments may impose limitations on foreigners' ownership of interests in local issuers, restrictions on the ability to repatriate assets, and may also impose taxes. Any of these events could cause the value of the Fund's investments to decline. Foreign banks, agents and securities depositories that hold the Fund's foreign assets may be subject to little or no regulatory oversight over, or independent evaluation, of their operations. Additional costs associated with investments in foreign securities may include higher custodial fees than those applicable to domestic custodial arrangements and transaction costs of foreign currency conversions. Unless the Fund has hedged its foreign currency exposure, foreign securities risk also involves the risk of negative foreign currency rate fluctuations, which may cause the value of securities denominated in such foreign currency (or other instruments through which the Fund has exposure to foreign currencies) to decline in value. Currency exchange rates may fluctuate significantly over short periods of time. Currency hedging strategies, if used, are not always successful. For instance, forward foreign currency exchange contracts, if used by the Fund, could reduce performance if there are unanticipated changes in currency exchange rates.

GEOGRAPHIC RISK is the risk that if the Fund invests a significant portion of its total assets in certain issuers within the same country or geographic region, an adverse economic, business or political development affecting that country or region may affect the value of the Fund's investments more, and the Fund's investments may be more volatile, than if its investments were not so concentrated in such country or region.

- **CHINA INVESTMENT RISK** is the risk associated with investments in companies located or operating in China, such as nationalization, expropriation, or confiscation of property; alteration or discontinuation of economic reforms; and considerable degrees of economic, political and social instability. Investors in Chinese markets generally experience difficulties in obtaining information necessary for investigations into and/or litigation against Chinese companies, as well as in obtaining and/or enforcing judgements due to a lack of publicly available information; and there are generally limited legal remedies for shareholders. Internal social unrest or confrontations with other neighboring countries, including military conflicts may disrupt economic development in China and result in a greater risk of currency fluctuations, currency convertibility, interest rate fluctuations and higher rates of inflation. Export growth continues to be a major driver of

China's rapid economic growth. As a result, a reduction in spending on Chinese products and services, the institution of additional tariffs or other trade barriers, including as a result of heightened trade tensions between China and the U.S., or a downturn in any of the economies of China's key trading partners may have an adverse impact on the Chinese economy. Any difficulties of the Public Company Accounting Oversight Board ("PCAOB") to inspect audit work papers and practices of PCAOB-registered accounting firms in China with respect to their audit work of U.S. reporting companies may impose significant additional risks associated with investments in China. Certain securities issued by companies located or operating in China, such as China A-shares, are subject to trading restrictions and suspensions, quota limitations and sudden changes in those limitations, and operational, clearing and settlement risks. In addition, actions by the U.S. government, such as delisting of certain Chinese companies from U.S. securities exchanges or otherwise restricting their operations in the U.S., may negatively impact the value of such securities held by the Fund.

- **INDIA INVESTMENT RISK** is the risk associated with investments in companies located or operating in India, such as political and legal uncertainty, religious factors impacting Indian businesses and greater government control over the economy, currency fluctuations or blockage, liquidity risk, the rate of inflation and the risk of nationalization or expropriation of assets, which may result in higher potential for losses. Specifically, India's strained relations with neighboring countries like Pakistan and China could result in geopolitical risk that has an adverse impact on the Indian economy and stock market. In addition, the Reserve Bank of India ("RBI") has imposed limits on foreign ownership of Indian securities, which may limit the amount the Fund can invest in certain types of companies. Further, certain Indian regulatory approvals, including approvals from the Securities and Exchange Board of India, the RBI, the central government and the tax authorities (to the extent that tax benefits need to be utilized), may be required before the Fund can make investments in the securities of Indian companies. Capital gains from Indian securities may be subject to local taxation.
- **TAIWAN INVESTMENT RISK** is the risk of investing in securities of Taiwanese issuers, and includes Taiwanese legal, regulatory, political, currency, and economic risks. Specifically, Taiwan's geographic proximity and history of political contention with China have resulted in ongoing tensions between the two countries, which may materially affect the Taiwanese economy and its securities market. Investments in securities of Taiwanese companies are subject to Taiwan's heavy dependence on exports.

Reductions in spending on Taiwanese products and services, labor shortages, institution of tariffs or other trade barriers, or a downturn in any of the economies of Taiwan's key trading partners, including the United States, may have an adverse impact on the Taiwanese economy and the values of Taiwanese companies.

DEPOSITORY RECEIPTS RISK Foreign securities may trade in the form of depository receipts. In addition to investment risks associated with the underlying issuer, depository receipts may expose the Fund to additional risks associated with non-uniform terms that apply to depository receipt programs, including credit exposure to the depository bank and to the sponsors and other parties with whom the depository bank establishes the programs, currency, political, economic, market risks and the risks of an illiquid market for depository receipts. Depository receipts are generally subject to the same risks as the foreign securities that they evidence or into which they may be converted. Depository receipts may not track the price of the underlying foreign securities on which they are based, may have limited voting rights, and may have a distribution subject to a fee charged by the depository. As a result, equity shares of the underlying issuer may trade at a discount or premium to the market price of the depository receipts.

TRACKING RISK is the risk that the Fund's performance may vary from the performance of the index it tracks as a result of share purchases and redemptions, transaction costs, expenses and other factors. Market disruptions, regulatory restrictions or other abnormal market conditions could have an adverse effect on the Fund's ability to adjust its exposure to required levels in order to track its Index or cause delays in the Index's rebalancing schedule. During any such delay, it is possible that the Index, and, in turn, the Fund will deviate from the Index's stated methodology and therefore experience returns different than those that would have been achieved under a normal rebalancing or reconstitution schedule.

SECTOR RISK is the risk that companies in similar businesses may be similarly affected by particular economic or market events, which may, in certain circumstances, cause the value of securities of all companies in a particular sector of the market to decrease.

- **FINANCIALS SECTOR RISK** is the risk that companies in the financials sector can be significantly affected by changes in interest rates, government regulation, the rate of corporate and consumer debt defaulted, price competition, and the availability and cost of capital, among other factors.
- **INFORMATION TECHNOLOGY SECTOR RISK** is the risk that securities of technology companies may be subject to greater price volatility than securities of companies in other sectors. These securities may fall in and out of favor with investors rapidly, which may cause sudden selling and dramatically lower market prices. Technology companies

also may be affected adversely by changes in technology, consumer and business purchasing patterns, government regulation and/or obsolete products or services.

MID CAP STOCK RISK is the risk that stocks of mid-sized companies may be more volatile than stocks of larger, more established companies, and may lack sufficient market liquidity. Mid-sized companies may have limited product lines or financial resources, may be dependent upon a particular niche of the market, or may be dependent upon a small or inexperienced management group. Securities of mid-sized companies may trade less frequently and in lower volume than the securities of larger companies, which could lead to higher transaction costs. Generally the smaller the company size, the greater the risk.

INDEX RISK is the risk that that the Fund would not necessarily buy or sell a security unless that security is added or removed, respectively, from the Index, even if that security generally is underperforming, because unlike many investment companies, the Fund does not utilize an investing strategy that seeks returns in excess of the Index. Additionally, the Fund rebalances its portfolio in accordance with the Index, and, therefore, any changes to the Index's rebalance schedule will result in corresponding changes to the Fund's rebalance schedule.

DERIVATIVES RISK is the risk that derivatives may pose risks in addition to and greater than those associated with investing directly in securities, currencies and other instruments, may be illiquid or less liquid, more volatile, more difficult to value and leveraged so that small changes in the value of the underlying instrument may produce disproportionate losses to the Fund. Derivatives are also subject to counterparty risk, which is the risk that the other party to the transaction will not perform its contractual obligations. The use of derivatives is a highly specialized activity that involves investment techniques and risks different from those associated with investments in more traditional securities and instruments.

- **FUTURES CONTRACTS RISK** is the risk that there will be imperfect correlation between the change in market value of the Fund's securities and the price of futures contracts, which may result in the strategy not working as intended; the possible inability of the Fund to sell or close out a futures contract at the desired time or price; losses due to unanticipated market movements, which potentially are unlimited; and the possible inability of the Fund's investment adviser to correctly predict the direction of securities' prices, interest rates, currency exchange rates and other economic factors, which may make the Fund's returns more volatile or increase the risk of loss.

VALUATION RISK is the risk that the sale price the Fund could receive for a portfolio security may differ from the Fund's valuation of the security, particularly for securities that trade in

low volume or volatile markets or that are valued using a fair value methodology. In addition, the value of the securities in the Fund's portfolio may change on days when shareholders will not be able to purchase or sell the Fund's shares.

NON-DIVERSIFICATION RISK Under the 1940 Act, a fund designated as "diversified" must limit its holdings such that the securities of issuers which individually represent more than 5% of its total assets must in the aggregate represent less than 25% of its total assets. The Fund is "diversified" for purposes of the 1940 Act. However, in seeking to track its Index, the Fund may become "non-diversified," as defined in the 1940 Act, solely as a result of a change in relative market capitalization or index weighting of one or more constituents of the Index. A non-diversified fund can invest a greater portion of its assets in the obligations or securities of a small portion of its assets in the obligations or securities of a small number of issuers or any single issuer than a diversified fund can. In such circumstances, a change in the value of one or a few issuers' securities will therefore affect the value of the Fund more than if it was a diversified fund.

As with any mutual fund, it is possible to lose money on an investment in the Fund. An investment in the Fund is not a deposit of any bank and is not insured or guaranteed by the Federal Deposit Insurance Corporation, any other government agency, or The Northern Trust Company, its affiliates, subsidiaries or any other bank.

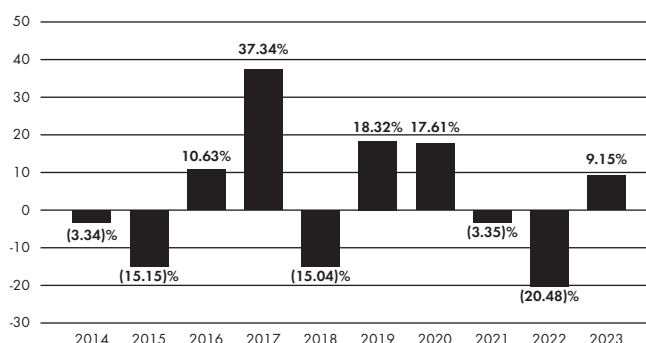
FUND PERFORMANCE

The bar chart and table that follow provide an indication of the risks of investing in the Fund by showing (A) changes in the performance of the Fund from year to year, and (B) how the average annual total returns of the Fund compare to those of a broad-based securities market index.

The Fund's past performance, before and after taxes, is not necessarily an indication of how the Fund will perform in the future.

Updated performance information for the Fund is available and may be obtained on the Fund's website at northerntrust.com/funds or by calling 800-595-9111.

CALENDAR YEAR TOTAL RETURN*



* Year to date total return for the six months ended June 30, 2024 was 6.91%. For the periods shown in the bar chart above, the highest quarterly return was 19.07% in the fourth quarter of 2020, and the lowest quarterly return was (24.06)% in the first quarter of 2020.

AVERAGE ANNUAL TOTAL RETURN

(For the periods ended December 31, 2023)

	1-Year	5-Years	10-Years
Shares Class			
Returns before taxes	9.15%	3.14%	2.14%
Returns after taxes on distributions	7.87%	2.33%	1.47%
Returns after taxes on distributions and sale of Fund shares	5.81%	2.35%	1.59%
MSCI Emerging Markets Index (reflects no deduction for fees, expenses, or taxes)	9.83%	3.68%	2.66%

After-tax returns are calculated using the historical highest individual federal marginal income tax rates and do not reflect the impact of state and local taxes. Actual after-tax returns depend on an investor's tax situation and may differ from those shown. After-tax returns shown are not relevant to investors who hold their shares through tax-advantaged arrangements, such as 401(k) plans or individual retirement accounts.

In calculating the federal income taxes due on redemptions, capital gains taxes resulting from redemptions are subtracted from the redemption proceeds and the tax benefits from capital losses resulting from the redemptions are added to the redemption proceeds. Under certain circumstances, the addition of the tax benefits from capital losses resulting from redemptions may cause the Returns after taxes on distributions and sale of Fund shares to be greater than the Returns after taxes on distributions or even the Returns before taxes.

MANAGEMENT

INVESTMENT ADVISER AND PORTFOLIO MANAGERS. NTI, an indirect subsidiary of Northern Trust Corporation, serves as the investment adviser of the Emerging Markets Equity Index Fund. Robert D. Anstine and Brent D. Reeder, each a Senior Vice President of NTI, have been managers of the Fund since July 2019. The Northern Trust Company, an affiliate of NTI, serves as transfer agent, custodian and sub-administrator to the Fund.

PURCHASE AND SALE OF FUND SHARES

You may purchase Shares Class shares of the Fund by opening an account directly with Northern Funds (the “Trust”) with a minimum initial investment of \$2,500 in the Fund (\$500 for an IRA; \$250 under the Automatic Investment Plan; and \$500 for employees of Northern Trust and its affiliates). The minimum subsequent investment is \$50 (except for reinvestments of distributions for which there is no minimum). The Fund reserves the right to waive these minimums. You may also purchase Shares Class shares of the Fund through an account at Northern Trust (or an affiliate) or an authorized intermediary.

If you purchase, sell (redeem) or exchange Shares Class shares through an authorized intermediary, you may be required to pay a commission and/or other forms of compensation to the intermediary. In addition, an authorized intermediary may impose different investment minimums than those set forth above. The Fund is not responsible for any investment minimums imposed by authorized intermediaries or for notifying shareholders of any changes to them.

On any business day, you may sell (redeem) or exchange shares through your account by contacting your Northern Trust account representative or authorized intermediary. If you purchase shares directly from the Trust, you may sell (redeem) or exchange your shares in one of the following ways:

- By Mail – Send a written request to: Northern Funds, P.O. Box 75986, Chicago, Illinois 60675-5986.
- By Telephone – Authorize the telephone privilege on your New Account Application. Call 800-595-9111 to use the telephone privilege.
- By Wire – Authorize wire redemptions on your New Account Application and have proceeds sent by federal wire transfer to a previously designated bank account (the minimum redemption amount by this method is \$250). You will be charged \$15 for each wire redemption unless the designated bank account is maintained at Northern Trust or an affiliated bank. Call 800-595-9111 for instructions.

- By Systematic Withdrawal – If you own shares of the Fund with a minimum value of \$10,000, you may elect to have a fixed sum redeemed at regular intervals and distributed in cash or reinvested in one or more other funds of the Trust. Call 800-595-9111 for an application form and additional information. The minimum amount is \$250 per withdrawal.
- By Exchange – Complete the Exchange Privilege section of your New Account Application to exchange shares of one fund in the Trust for shares of another fund in the Trust. Shares being exchanged must have a value of at least \$1,000 (\$2,500 if a new account is being established by the exchange, \$500 if the new account is an IRA). Call 800-595-9111 for more information.
- By Internet – You may initiate transactions between Northern Trust banking and Fund accounts by using Northern Trust Private Passport. For details and to sign up for this service, go to northerntrust.com/funds or contact your Relationship Manager.

TAX INFORMATION

The Fund’s distributions are generally taxable to you as ordinary income, qualified dividend income, capital gains, or a combination of the three, unless you are investing through a tax-exempt or tax-advantaged arrangement, such as a 401(k) plan or an individual retirement account. Distributions may be taxable upon withdrawal from tax-advantaged accounts.

PAYMENTS TO BROKERS-DEALERS AND OTHER FINANCIAL INTERMEDIARIES

If you purchase the Fund through a broker-dealer or other financial intermediary (such as a bank), the Fund and its related companies may pay the intermediary for the sale of Fund shares and related services. These payments may create a conflict of interest by influencing the broker-dealer or other intermediary and your salesperson to recommend the Fund over another investment. Ask your salesperson or visit your financial intermediary’s website for more information.

INVESTMENT OBJECTIVE

The Fund seeks to provide investment results approximating the overall performance of the securities included in the MSCI® ACWI® IMI Core Real Estate Index (the “Index”).

FEES AND EXPENSES OF THE FUND

This table describes the fees and expenses that you may pay if you buy, hold and sell shares of the Fund. You may be required to pay commissions and/or other forms of compensation to a financial intermediary for transactions in Shares Class shares, which are not reflected in the tables or the examples below.

Shareholder Fees (fees paid directly from your investment)

Maximum Sales Charge (Load) Imposed on Purchases (as a percentage of offering price)	None
--	------

Redemption Fee (30 days or less after purchase) (as a percentage of amount redeemed, if applicable)	2.00%
---	-------

Annual Fund Operating Expenses (expenses that you pay each year as a percentage of the value of your investment)

	Shares Class
Management Fees	0.40%
Other Expenses	0.08%
Transfer Agent Fees	0.04%
Other Operating Expenses	0.04%
Total Annual Fund Operating Expenses	0.48%
Expense Reimbursement ⁽¹⁾	(0.01)%
Total Annual Fund Operating Expenses After Expense Reimbursement⁽¹⁾	0.47%

⁽¹⁾ Northern Trust Investments, Inc. (“NTI”) has contractually agreed to reimburse a portion of the operating expenses of the Fund so that after such reimbursement the Total Annual Fund Operating Expenses of the Fund (excluding (i) acquired fund fees and expenses; (ii) the compensation paid to each Independent Trustee of the Trust; (iii) expenses of third party consultants engaged by the Board of Trustees; (iv) membership dues paid to the Investment Company Institute and Mutual Fund Directors Forum; (v) expenses in connection with the negotiation and renewal of the revolving credit facility; and (vi) extraordinary expenses and interest) do not exceed 0.47%. NTI has also contractually agreed to reimburse the management fees payable by the Fund in an amount equal to the net management fee NTI earns on the amount invested by the Fund in money market funds managed by NTI. These contractual limitations may not be terminated before July 31, 2025 without the approval of the Board of Trustees.

EXAMPLE

The following Example is intended to help you compare the cost of investing in the Fund with the cost of investing in other mutual funds. The Example assumes that you invest \$10,000 in the Fund for the time periods indicated and then redeem all of your shares at the end of those periods. The Example also assumes that your investment has a 5% return each year and

that the Fund’s operating expenses remain the same (taking into account the expense reimbursement arrangement for one year, if applicable). Although your actual costs may be higher or lower, based on these assumptions your costs would be:

	1 Year	3 Years	5 Years	10 Years
Shares Class	\$48	\$153	\$268	\$603

PORTFOLIO TURNOVER. The Fund pays transaction costs, such as commissions, when it buys and sells securities (or “turns over” its portfolio). A higher portfolio turnover rate may indicate higher transaction costs and may result in higher taxes when Fund shares are held in a taxable account. These costs, which are not reflected in annual fund operating expenses or in the Example, affect the Fund’s performance. During the most recent fiscal year, the Fund’s portfolio turnover rate was 5.96% of the average value of its portfolio.

PRINCIPAL INVESTMENT STRATEGIES

Under normal circumstances, the Fund will invest substantially all (and at least 80%) of its net assets in equity securities included in the Index, in weightings that approximate the relative composition of the securities contained in the Index, and in American Depositary Receipts (“ADRs”), European Depositary Receipts (“EDRs”), and Global Depositary Receipts (“GDRs”) representing such securities. The Index is a free float-adjusted, market capitalization index that consists of large, mid and small-cap stocks engaged in the ownership, development and management of specific core property type real estate. The Index excludes companies, such as real estate services and real estate financing companies that do not own properties. The Fund will concentrate its investments (i.e., invest at least 25% or more of its total assets) in issuers principally engaged in real estate activities.

The Index is a free float-adjusted market capitalization index that consists of large, mid and small-cap stocks across 23 Developed Markets (DM) and 24 Emerging Markets (EM) countries engaged in the ownership, development and management of specific core property type real estate, as determined by the index provider. As of May 31, 2024, the Index was comprised of 516 constituents with market capitalizations ranging from \$29.95 million to \$102.09 billion. The Index is rebalanced quarterly. The Fund generally rebalances its portfolio in accordance with the Index.

NTI uses a “passive” or indexing approach to try to achieve the Fund’s investment objective. Unlike many investment companies, the Fund does not try to “beat” the index it tracks and does not seek temporary defensive positions when markets decline or appear overvalued. NTI will buy and sell securities in response to changes in the Index as well as in response to subscriptions and redemptions. The Fund generally invests in

substantially all of the securities in the Index in approximately the same proportions as the Index (i.e., replication). In certain circumstances, however, the Fund may not hold every security in the Index or in the same proportion as the Index, such as to improve tax efficiency or when it may not be practicable to fully implement a replication strategy. Rather, it will use an optimization strategy to seek to construct a portfolio that minimizes tracking error versus the Index while managing transaction costs and realized capital gains and losses.

The Fund intends to be diversified in approximately the same proportion as the Index is diversified. The Fund may become “non-diversified,” as defined in the Investment Company Act of 1940 (the “1940 Act”), solely as a result of a change in relative market capitalization or index weighting of one or more constituents of the Index. A “non-diversified” fund can invest a greater percentage of its assets in a small group of issuers or in any one issuer than a diversified fund can. Shareholder approval will not be sought if the Fund becomes non-diversified due solely to a change in the relative market capitalization or index weighting of one or more constituents of the Index.

In seeking to track the performance of the Index, from time to time the Fund may have a focused investment (i.e., investment exposure comprising more than 15% of its total assets) in one or more particular countries or geographic regions.

NTI expects that, under normal circumstances, the quarterly performance of the Fund, before fees and expenses, will track the performance of the Index within a 0.95 correlation coefficient.

The Index is created and sponsored by Morgan Stanley Capital International, Inc. (“MSCI”), as the index provider. MSCI determines the composition and relative weightings of the securities in the Index and publishes information regarding the market value of the Index. MSCI does not endorse any of the securities in the Index. It is not a sponsor of the Global Real Estate Index Fund and is not affiliated with the Fund in any way.

PRINCIPAL RISKS

As with any investment, you could lose all or part of your investment in the Fund, and the Fund’s performance could trail that of other investments. The Fund is subject to certain risks, including the principal risks noted below, any of which may adversely affect the Fund’s net asset value (“NAV”), total return and ability to meet its investment objective. Each risk noted below is considered a principal risk of investing in the Fund, regardless of the order in which it appears. The significance of each risk factor below may change over time and you should review each risk factor carefully.

MARKET RISK is the risk that the value of the Fund’s investments may increase or decrease in response to expected, real or perceived economic, political or financial events in the U.S. or global markets. The frequency and magnitude of such changes in value cannot be predicted. Certain securities and other investments held by the Fund may experience increased volatility, illiquidity, or other potentially adverse effects in response to changing market conditions, inflation, changes in interest rates, lack of liquidity in the bond or equity markets or volatility in the equity markets. Market disruptions caused by local or regional events such as financial institution failures, war, acts of terrorism, the spread of infectious illness (including epidemics and pandemics) or other public health issues, recessions or other events or adverse investor sentiment could have a significant impact on the Fund and its investments. During periods of market disruption or other abnormal market conditions, the Fund’s exposure to risks described elsewhere in this summary will likely increase.

REAL ESTATE SECURITIES CONCENTRATION RISK is the risk that investments in securities of real estate companies will make the Fund more susceptible to risks associated with the ownership of real estate and with the real estate industry in general. Real estate companies may have lower trading volumes and may be subject to more abrupt or erratic price movements than the overall securities markets. The value of real estate securities may underperform other sectors of the economy or broader equity markets. Because the Fund concentrates its investments in the real estate industry, it will be subject to greater risk of loss than if it were diversified across different industries.

REIT RISK is the risk that the Fund’s investments will be affected by factors affecting REITs and the real estate sector generally. Investing in REITs involves certain unique risks in addition to those risks associated with investing in the real estate industry in general. These risks include possible declines in the value of real estate, possible lack of mortgage funds and unexpected vacancies of properties. REITs that invest in real estate mortgages are also subject to prepayment risks. REITs whose underlying properties are concentrated in a particular industry or geographic region are also subject to risks affecting such industries and regions. REITs are also subject to heavy cash flow dependency, defaults by borrowers, self-liquidation, interest rate risks (especially mortgage REITs) and liquidity risks. REITs may have limited financial resources, may trade less frequently and in lower volume, engage in dilutive offerings or become more volatile than other securities. By investing in REITs through the Fund, a shareholder will bear expenses of the REITs in addition to expenses of the Fund. In addition, REITs could possibly fail to (i) qualify for favorable tax treatment under applicable tax law, or (ii) maintain their exemptions from registration under the 1940 Act.

FOREIGN SECURITIES RISK is the risk that investing in foreign (non-U.S.) securities may result in the Fund experiencing more rapid and extreme changes in value than a fund that invests exclusively in securities of U.S. companies, due to less liquid markets and adverse economic, political, diplomatic, financial, and regulatory factors. Foreign governments may impose limitations on foreigners' ownership of interests in local issuers, restrictions on the ability to repatriate assets, and may also impose taxes. Any of these events could cause the value of the Fund's investments to decline. Foreign banks, agents and securities depositories that hold the Fund's foreign assets may be subject to little or no regulatory oversight over, or independent evaluation, of their operations. Additional costs associated with investments in foreign securities may include higher custodial fees than those applicable to domestic custodial arrangements and transaction costs of foreign currency conversions. Unless the Fund has hedged its foreign currency exposure, foreign securities risk also involves the risk of negative foreign currency rate fluctuations, which may cause the value of securities denominated in such foreign currency (or other instruments through which the Fund has exposure to foreign currencies) to decline in value. Currency exchange rates may fluctuate significantly over short periods of time. Currency hedging strategies, if used, are not always successful. For instance, forward foreign currency exchange contracts, if used by the Fund, could reduce performance if there are unanticipated changes in currency exchange rates.

EMERGING MARKETS RISK is the risk that emerging markets are generally subject to greater market volatility, political, social and economic instability, uncertain trading markets and more governmental limitations on foreign investments than more developed markets. In addition, companies operating in emerging markets may be subject to lower trading volumes and greater price volatility than companies in more developed markets. Emerging market economies may be based on only a few industries, may be highly vulnerable to changes in local and global trade conditions, and may suffer from extreme and volatile debt burdens or inflation rates. Companies in emerging market countries generally may be subject to less stringent regulatory, disclosure, financial reporting, accounting, auditing and recordkeeping standards than companies in more developed countries. As a result, information, including financial information, about such companies may be less available and reliable, which can impede the Fund's ability to evaluate such companies. Securities law and the enforcement of systems of taxation in many emerging market countries may change quickly and unpredictably, and the ability to bring and enforce actions (including bankruptcy, confiscatory taxation, expropriation, nationalization of a company's assets, restrictions on foreign ownership of local companies, restrictions on withdrawing assets from the country, protectionist measures and practices such as share blocking), or to obtain information needed to pursue or enforce such

actions, may be limited. Investments in emerging market securities may be subject to additional transaction costs, delays in settlement procedures, unexpected market closures, and lack of timely information.

TRACKING RISK is the risk that the Fund's performance may vary from the performance of the index it tracks as a result of share purchases and redemptions, transaction costs, expenses and other factors. Market disruptions, regulatory restrictions or other abnormal market conditions could have an adverse effect on the Fund's ability to adjust its exposure to required levels in order to track its Index or cause delays in the Index's rebalancing schedule. During any such delay, it is possible that the Index, and, in turn, the Fund will deviate from the Index's stated methodology and therefore experience returns different than those that would have been achieved under a normal rebalancing or reconstitution schedule.

GEOGRAPHIC RISK is the risk that if the Fund invests a significant portion of its total assets in certain issuers within the same country or geographic region, an adverse economic, business or political development affecting that country or region may affect the value of the Fund's investments more, and the Fund's investments may be more volatile, than if its investments were not so concentrated in such country or region.

DEPOSITORY RECEIPTS RISK Foreign securities may trade in the form of depository receipts. In addition to investment risks associated with the underlying issuer, depository receipts may expose the Fund to additional risks associated with non-uniform terms that apply to depository receipt programs, including credit exposure to the depository bank and to the sponsors and other parties with whom the depository bank establishes the programs, currency, political, economic, market risks and the risks of an illiquid market for depository receipts. Depository receipts are generally subject to the same risks as the foreign securities that they evidence or into which they may be converted. Depository receipts may not track the price of the underlying foreign securities on which they are based, may have limited voting rights, and may have a distribution subject to a fee charged by the depository. As a result, equity shares of the underlying issuer may trade at a discount or premium to the market price of the depository receipts.

SMALL AND MID CAP STOCK RISK is the risk that stocks of small and mid-sized companies may be more volatile than stocks of larger, more established companies. Small and mid-sized companies may have limited product lines or financial resources, may be dependent upon a particular niche of the market, or may be dependent upon a small or inexperienced management group. The securities of small and mid-sized companies may trade less frequently and in lower volume than the securities of larger companies, which could lead to higher transaction costs. Generally, the smaller the company size, the greater the risk.

INDEX RISK is the risk that the Fund would not necessarily buy or sell a security unless that security is added or removed, respectively, from the Index, even if that security generally is underperforming, because unlike many investment companies, the Fund does not utilize an investing strategy that seeks returns in excess of the Index. Additionally, the Fund rebalances its portfolio in accordance with the Index, and, therefore, any changes to the Index's rebalance schedule will result in corresponding changes to the Fund's rebalance schedule.

VALUATION RISK is the risk that the sale price the Fund could receive for a portfolio security may differ from the Fund's valuation of the security, particularly for securities that trade in low volume or volatile markets or that are valued using a fair value methodology. In addition, the value of the securities in the Fund's portfolio may change on days when shareholders will not be able to purchase or sell the Fund's shares.

NON-DIVERSIFICATION RISK Under the 1940 Act, a fund designated as "diversified" must limit its holdings such that the securities of issuers which individually represent more than 5% of its total assets must in the aggregate represent less than 25% of its total assets. The Fund is "diversified" for purposes of the 1940 Act. However, in seeking to track its Index, the Fund may become "non-diversified," as defined in the 1940 Act, solely as a result of a change in relative market capitalization or index weighting of one or more constituents of the Index. A non-diversified fund can invest a greater portion of its assets in the obligations or securities of a small portion of its assets in the obligations or securities of a small number of issuers or any single issuer than a diversified fund can. In such circumstances, a change in the value of one or a few issuers' securities will therefore affect the value of the Fund more than if it was a diversified fund.

As with any mutual fund, it is possible to lose money on an investment in the Fund. An investment in the Fund is not a deposit of any bank and is not insured or guaranteed by the Federal Deposit Insurance Corporation, any other government agency, or The Northern Trust Company, its affiliates, subsidiaries or any other bank.

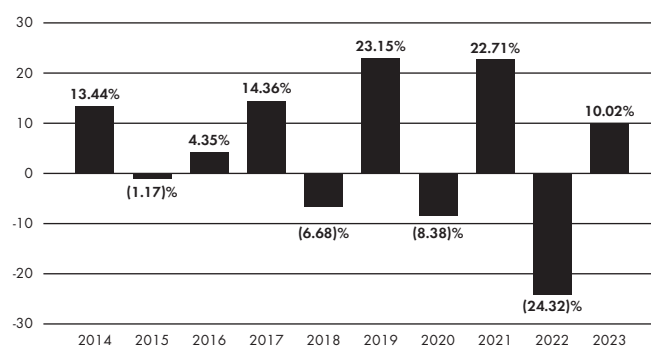
FUND PERFORMANCE

The bar chart and table that follow provide an indication of the risks of investing in the Fund by showing (A) changes in the performance of the Fund from year to year, and (B) how the average annual total returns of the Fund compare to those of a broad-based securities market index and a style-specific index (one reflecting the market segments in which the Fund invests), in that order.

Effective July 31, 2018, the Fund changed its underlying index from the FTSE EPRA/NAREIT Global Index to the MSCI® ACWI® IMI Core Real Estate Index. Therefore, performance shown for periods prior to July 31, 2018 may have differed had the Fund sought to track its current Index. The Fund's past performance, before and after taxes, is not necessarily an indication of how the Fund will perform in the future.

Updated performance information for the Fund is available and may be obtained on the Fund's website at northerntrust.com/funds or by calling 800-595-9111.

CALENDAR YEAR TOTAL RETURN*



* Year to date total return for the six months ended June 30, 2024 was (2.47)%. For the periods shown in the bar chart above, the highest quarterly return was 14.78% in the fourth quarter of 2023, and the lowest quarterly return was (27.43)% in the first quarter of 2020.

AVERAGE ANNUAL TOTAL RETURN

(For the periods ended December 31, 2023)

	1-Year	5-Years	10-Years
Shares Class			
Returns before taxes	10.02%	2.89%	3.71%
Returns after taxes on distributions	9.12%	2.06%	2.67%
Returns after taxes on distributions and sale of Fund shares	6.13%	1.98%	2.50%
MSCI® World Index (reflects no deduction for fees, expenses, or taxes) ⁽¹⁾	23.79%	12.80%	8.60%
MSCI® ACWI® IMI Core Real Estate Index (reflects no deduction for fees, expenses, or taxes)	9.70%	2.49%	3.65%

⁽¹⁾ Effective July 31, 2024, the Fund changed its broad-based securities market index from the MSCI® ACWI® IMI Core Real Estate Index to the MSCI® World Index in connection with new regulatory requirements.

After-tax returns are calculated using the historical highest individual federal marginal income tax rates and do not reflect the impact of state and local taxes. Actual after-tax returns depend on an investor's tax situation and may differ from those shown. After-tax returns shown are not relevant to investors who hold their shares through tax-advantaged arrangements, such as 401(k) plans or individual retirement accounts.

In calculating the federal income taxes due on redemptions, capital gains taxes resulting from redemptions are subtracted from the

redemption proceeds and the tax benefits from capital losses resulting from the redemptions are added to the redemption proceeds. Under certain circumstances, the addition of the tax benefits from capital losses resulting from redemptions may cause the Returns after taxes on distributions and sale of Fund shares to be greater than the Returns after taxes on distributions or even the Returns before taxes.

MANAGEMENT

INVESTMENT ADVISER AND PORTFOLIO MANAGERS. NTI, an indirect subsidiary of Northern Trust Corporation, serves as the investment adviser of the Global Real Estate Index Fund. Brent D. Reeder, Senior Vice President of NTI, and Volter Bagriy, CFA, CAIA, Vice President of NTI, have been managers of the Fund since July 2019 and April 2024, respectively. The Northern Trust Company, an affiliate of NTI, serves as transfer agent, custodian and sub-administrator to the Fund.

PURCHASE AND SALE OF FUND SHARES

You may purchase Shares Class shares of the Fund by opening an account directly with Northern Funds (the “Trust”) with a minimum initial investment of \$2,500 in the Fund (\$500 for an IRA; \$250 under the Automatic Investment Plan; and \$500 for employees of Northern Trust and its affiliates). The minimum subsequent investment is \$50 (except for reinvestments of distributions for which there is no minimum). The Fund reserves the right to waive these minimums. You may also purchase Shares Class shares of the Fund through an account at Northern Trust (or an affiliate) or an authorized intermediary.

If you purchase, sell (redeem) or exchange Shares Class shares through an authorized intermediary, you may be required to pay a commission and/or other forms of compensation to the intermediary. In addition, an authorized intermediary may impose different investment minimums than those set forth above. The Fund is not responsible for any investment minimums imposed by authorized intermediaries or for notifying shareholders of any changes to them.

On any business day, you may sell (redeem) or exchange shares through your account by contacting your Northern Trust account representative or authorized intermediary. If you purchase shares directly from the Trust, you may sell (redeem) or exchange your shares in one of the following ways:

- By Mail – Send a written request to: Northern Funds, P.O. Box 75986, Chicago, Illinois 60675-5986.
- By Telephone – Authorize the telephone privilege on your New Account Application. Call 800-595-9111 to use the telephone privilege.
- By Wire – Authorize wire redemptions on your New Account Application and have proceeds sent by federal wire transfer to

a previously designated bank account (the minimum redemption amount by this method is \$250). You will be charged \$15 for each wire redemption unless the designated bank account is maintained at Northern Trust or an affiliated bank. Call 800-595-9111 for instructions.

- By Systematic Withdrawal – If you own shares of the Fund with a minimum value of \$10,000, you may elect to have a fixed sum redeemed at regular intervals and distributed in cash or reinvested in one or more other funds of the Trust. Call 800-595-9111 for an application form and additional information. The minimum amount is \$250 per withdrawal.
- By Exchange – Complete the Exchange Privilege section of your New Account Application to exchange shares of one fund in the Trust for shares of another fund in the Trust. Shares being exchanged must have a value of at least \$1,000 (\$2,500 if a new account is being established by the exchange, \$500 if the new account is an IRA). Call 800-595-9111 for more information.
- By Internet – You may initiate transactions between Northern Trust banking and Fund accounts by using Northern Trust Private Passport. For details and to sign up for this service, go to northerntrust.com/funds or contact your Relationship Manager.

TAX INFORMATION

The Fund’s distributions are generally taxable to you as ordinary income, qualified dividend income, capital gains, section 199A dividends or a combination of the four, unless you are investing through a tax-exempt or tax-advantaged arrangement, such as a 401(k) plan or an individual retirement account. Distributions may be taxable upon withdrawal from tax-advantaged accounts.

PAYMENTS TO BROKERS-DEALERS AND OTHER FINANCIAL INTERMEDIARIES

If you purchase the Fund through a broker-dealer or other financial intermediary (such as a bank), the Fund and its related companies may pay the intermediary for the sale of Fund shares and related services. These payments may create a conflict of interest by influencing the broker-dealer or other intermediary and your salesperson to recommend the Fund over another investment. Ask your salesperson or visit your financial intermediary’s website for more information.

INVESTMENT OBJECTIVE

The Fund seeks to provide investment results approximating the aggregate price and dividend performance of the securities included in the MSCI EAFE® Index (the “Index”).

FEES AND EXPENSES OF THE FUND

This table describes the fees and expenses that you may pay if you buy, hold, and sell shares of the Fund. You may be required to pay commissions and/or other forms of compensation to a financial intermediary for transactions in Shares Class shares, which are not reflected in the tables or the examples below.

Shareholder Fees (fees paid directly from your investment)

Maximum Sales Charge (Load) Imposed on Purchases (as a percentage of offering price)	None
--	------

Redemption Fee (30 days or less after purchase) (as a percentage of amount redeemed, if applicable)	2.00%
---	-------

Annual Fund Operating Expenses (expenses that you pay each year as a percentage of the value of your investment)

	Shares Class
Management Fees	0.09%
Other Expenses	0.07%
Transfer Agent Fees	0.04%
Other Operating Expenses	0.03%
Total Annual Fund Operating Expenses	0.16%
Expense Reimbursement ⁽¹⁾	(0.06)%
Total Annual Fund Operating Expenses After Expense Reimbursement⁽¹⁾	0.10%

⁽¹⁾ Northern Trust Investments, Inc. (“NTI”) has contractually agreed to reimburse a portion of the operating expenses of the Fund so that after such reimbursement the Total Annual Fund Operating Expenses of the Fund (including acquired fund fees and expenses, but excluding extraordinary expenses) do not exceed 0.10%. NTI has also contractually agreed to reimburse the management fees payable by the Fund in an amount equal to the net management fee NTI earns on the amount invested by the Fund in money market funds managed by NTI. These contractual limitations may not be terminated before July 31, 2025 without the approval of the Board of Trustees.

EXAMPLE

The following Example is intended to help you compare the cost of investing in the Fund with the cost of investing in other mutual funds. The Example assumes that you invest \$10,000 in the Fund for the time periods indicated and then redeem all of your shares at the end of those periods. The Example also assumes that your investment has a 5% return each year and that the Fund’s operating expenses remain the same (taking into account the expense reimbursement arrangement for one

year, if applicable). Although your actual costs may be higher or lower, based on these assumptions your costs would be:

	1 Year	3 Years	5 Years	10 Years
Shares Class	\$11	\$46	\$85	\$199

PORTFOLIO TURNOVER. The Fund pays transaction costs, such as commissions, when it buys and sells securities (or “turns over” its portfolio). A higher portfolio turnover rate may indicate higher transaction costs and may result in higher taxes when Fund shares are held in a taxable account. These costs, which are not reflected in annual fund operating expenses or in the Example, affect the Fund’s performance. During the most recent fiscal year, the Fund’s portfolio turnover rate was 21.42% of the average value of its portfolio.

PRINCIPAL INVESTMENT STRATEGIES

Under normal circumstances, the Fund will invest substantially all (and at least 80%) of its net assets in the equity securities included in the Index, in weightings that approximate the relative composition of the securities contained in the Index, and in American Depositary Receipts (“ADRs”), European Depositary Receipts (“EDRs”), and Global Depositary Receipts (“GDRs”) representing such securities and Index futures approved by the Commodity Futures Trading Commission.

The Index captures large and mid-cap representation across 21 Developed Markets countries around the world, as determined by the index provider, excluding the US and Canada, and covers approximately 85% of the free float-adjusted market capitalization in each country as of May 31, 2024. As of May 31, 2024, the Index was comprised of 766 constituents with market capitalizations ranging from \$1.61 billion to \$440.44 billion. It is rebalanced quarterly. The Fund generally rebalances its portfolio in accordance with the Index.

NTI uses a “passive” or indexing approach to try to achieve the Fund’s investment objective. Unlike many investment companies, the Fund does not try to “beat” the index it tracks and does not seek temporary defensive positions when markets decline or appear overvalued. NTI will buy and sell securities in response to changes in the Index as well as in response to subscriptions and redemptions.

The Fund generally invests in substantially all of the securities in the Index in approximately the same proportions as the Index (i.e., replication). In certain circumstances, however, the Fund may not hold every security in the Index or in the same proportion as the Index, such as to improve tax efficiency or when it may not be practicable to fully implement a replication strategy. Rather, it will use an optimization strategy to seek to construct a portfolio that minimizes tracking error versus the Index while managing transaction costs and realized capital gains and losses.

The Fund intends to be diversified in approximately the same proportion as the Index is diversified. The Fund may become “non-diversified,” as defined in the Investment Company Act of 1940 (the “1940 Act”), solely as a result of a change in relative market capitalization or index weighting of one or more constituents of the Index. A “non-diversified” fund can invest a greater percentage of its assets in a small group of issuers or in any one issuer than a diversified fund can. Shareholder approval will not be sought if the Fund becomes non-diversified due solely to a change in the relative market capitalization or index weighting of one or more constituents of the Index.

The Fund may use derivatives such as stock index futures contracts to equitize cash and enhance portfolio liquidity.

In seeking to track the performance of the Index, from time to time the Fund may have a focused investment (i.e., investment exposure comprising more than 15% of its total assets) in one or more particular sectors, countries or geographic regions. As of March 31, 2024, the Fund had focused investments in the financials and industrials sectors and in Japan and the European Union.

NTI expects that, under normal circumstances, the quarterly performance of the Fund, before fees and expenses, will track the performance of the Index within a 0.95 correlation coefficient.

The Index is created and sponsored by Morgan Stanley Capital International (“MSCI”), as the index provider. MSCI determines the composition and relative weightings of the securities in the Index and publishes information regarding the market value of the Index. MSCI does not endorse any of the securities in the Index. It is not a sponsor of the International Equity Index Fund and is not affiliated with the Fund in any way.

PRINCIPAL RISKS

As with any investment, you could lose all or part of your investment in the Fund, and the Fund’s performance could trail that of other investments. The Fund is subject to certain risks, including the principal risks noted below, any of which may adversely affect the Fund’s net asset value (“NAV”), total return and ability to meet its investment objective. Each risk noted below is considered a principal risk of investing in the Fund, regardless of the order in which it appears. The significance of each risk factor below may change over time and you should review each risk factor carefully.

MARKET RISK is the risk that the value of the Fund’s investments may increase or decrease in response to expected, real or perceived economic, political or financial events in the U.S. or global markets. The frequency and magnitude of such changes in value cannot be predicted. Certain securities and

other investments held by the Fund may experience increased volatility, illiquidity, or other potentially adverse effects in response to changing market conditions, inflation, changes in interest rates, lack of liquidity in the bond or equity markets or volatility in the equity markets. Market disruptions caused by local or regional events such as financial institution failures, war, acts of terrorism, the spread of infectious illness (including epidemics and pandemics) or other public health issues, recessions or other events or adverse investor sentiment could have a significant impact on the Fund and its investments. During periods of market disruption or other abnormal market conditions, the Fund’s exposure to risks described elsewhere in this summary will likely increase.

FOREIGN SECURITIES RISK is the risk that investing in foreign (non-U.S.) securities may result in the Fund experiencing more rapid and extreme changes in value than a fund that invests exclusively in securities of U.S. companies, due to less liquid markets and adverse economic, political, diplomatic, financial, and regulatory factors. Foreign governments may impose limitations on foreigners’ ownership of interests in local issuers, restrictions on the ability to repatriate assets, and may also impose taxes. Any of these events could cause the value of the Fund’s investments to decline. Foreign banks, agents and securities depositories that hold the Fund’s foreign assets may be subject to little or no regulatory oversight over, or independent evaluation, of their operations. Additional costs associated with investments in foreign securities may include higher custodial fees than those applicable to domestic custodial arrangements and transaction costs of foreign currency conversions. Unless the Fund has hedged its foreign currency exposure, foreign securities risk also involves the risk of negative foreign currency rate fluctuations, which may cause the value of securities denominated in such foreign currency (or other instruments through which the Fund has exposure to foreign currencies) to decline in value. Currency exchange rates may fluctuate significantly over short periods of time. Currency hedging strategies, if used, are not always successful. For instance, forward foreign currency exchange contracts, if used by the Fund, could reduce performance if there are unanticipated changes in currency exchange rates.

DEPOSITORY RECEIPTS RISK Foreign securities may trade in the form of depository receipts. In addition to investment risks associated with the underlying issuer, depository receipts may expose the Fund to additional risks associated with non-uniform terms that apply to depository receipt programs, including credit exposure to the depository bank and to the sponsors and other parties with whom the depository bank establishes the programs, currency, political, economic, market risks and the risks of an illiquid market for depository receipts. Depository receipts are generally subject to the same risks as the foreign securities that they evidence or into which they may be converted. Depository receipts may not track the price of the

underlying foreign securities on which they are based, may have limited voting rights, and may have a distribution subject to a fee charged by the depository. As a result, equity shares of the underlying issuer may trade at a discount or premium to the market price of the depositary receipts.

GEOGRAPHIC RISK is the risk that if the Fund invests a significant portion of its total assets in certain issuers within the same country or geographic region, an adverse economic, business or political development affecting that country or region may affect the value of the Fund's investments more, and the Fund's investments may be more volatile, than if its investments were not so concentrated in such country or region.

- **JAPAN INVESTMENT RISK** is the risk of investing in securities of Japanese issuers. The Japanese economy may be subject to considerable degrees of economic, political and social instability, which could negatively impact Japanese issuers. In recent times, Japan's economic growth rate has remained low, and it may remain low in the future. In addition, Japan is subject to the risk of natural disasters, such as earthquakes, volcanic eruptions, typhoons and tsunamis, which could negatively affect the securities of Japanese companies held by the Fund.

- **EUROPEAN INVESTMENT RISK** is the risk that investments in certain countries in the European Union (the "EU") are susceptible to high political, social, or economic risks due to restrictions on inflation rates, rising debt levels and fiscal and monetary controls. Decreasing imports or exports, changes in local or EU regulations on trade, changes in the exchange rate of the euro, the default or threat of default by an EU member country on its sovereign debt, budget deficits and recessions in an EU member country may have significant adverse effects on the economies of the other EU member countries. Separately, the EU faces issues involving its membership, structure, procedures and policies. The exit of one or more member states from the EU, such as the departure of the United Kingdom, will likely place the EU's currency and banking system in jeopardy and result in increased volatility, illiquidity and potentially lower economic growth in the affected markets, which will adversely affect the Fund's EU investments.

TRACKING RISK is the risk that the Fund's performance may vary from the performance of the index it tracks as a result of share purchases and redemptions, transaction costs, expenses and other factors. Market disruptions, regulatory restrictions or other abnormal market conditions could have an adverse effect on the Fund's ability to adjust its exposure to required levels in order to track its Index or cause delays in the Index's rebalancing schedule. During any such delay, it is possible that the Index, and, in turn, the Fund will deviate from the Index's

stated methodology and therefore experience returns different than those that would have been achieved under a normal rebalancing or reconstitution schedule.

SECTOR RISK is the risk that companies in similar businesses may be similarly affected by particular economic or market events, which may, in certain circumstances, cause the value of securities of all companies in a particular sector of the market to decrease.

- **FINANCIALS SECTOR RISK** is the risk that companies in the financials sector can be significantly affected by changes in interest rates, government regulation, the rate of corporate and consumer debt defaulted, price competition, and the availability and cost of capital, among other factors.
- **INDUSTRIALS SECTOR RISK** is the risk that companies in the industrials sector may be significantly affected by, among other things, worldwide economic growth, supply and demand for specific products and services, rapid technological developments, international political and economic developments, environmental issues, and tax and governmental regulatory policies.

MID CAP STOCK RISK is the risk that stocks of mid-sized companies may be more volatile than stocks of larger, more established companies, and may lack sufficient market liquidity. Mid-sized companies may have limited product lines or financial resources, may be dependent upon a particular niche of the market, or may be dependent upon a small or inexperienced management group. Securities of mid-sized companies may trade less frequently and in lower volume than the securities of larger companies, which could lead to higher transaction costs. Generally the smaller the company size, the greater the risk.

INDEX RISK is the risk that that the Fund would not necessarily buy or sell a security unless that security is added or removed, respectively, from the Index, even if that security generally is underperforming, because unlike many investment companies, the Fund does not utilize an investing strategy that seeks returns in excess of the Index. Additionally, the Fund rebalances its portfolio in accordance with the Index, and, therefore, any changes to the Index's rebalance schedule will result in corresponding changes to the Fund's rebalance schedule.

DERIVATIVES RISK is the risk that derivatives may pose risks in addition to and greater than those associated with investing directly in securities, currencies and other instruments, may be illiquid or less liquid, more volatile, more difficult to value and leveraged so that small changes in the value of the underlying instrument may produce disproportionate losses to the Fund. Derivatives are also subject to counterparty risk, which is the risk that the other party to the transaction will not perform its contractual obligations. The use of derivatives is a highly

specialized activity that involves investment techniques and risks different from those associated with investments in more traditional securities and instruments.

- **FUTURES CONTRACTS RISK** is the risk that there will be imperfect correlation between the change in market value of the Fund's securities and the price of futures contracts, which may result in the strategy not working as intended; the possible inability of the Fund to sell or close out a futures contract at the desired time or price; losses due to unanticipated market movements, which potentially are unlimited; and the possible inability of the Fund's investment adviser to correctly predict the direction of securities' prices, interest rates, currency exchange rates and other economic factors, which may make the Fund's returns more volatile or increase the risk of loss.

VALUATION RISK is the risk that the sale price the Fund could receive for a portfolio security may differ from the Fund's valuation of the security, particularly for securities that trade in low volume or volatile markets or that are valued using a fair value methodology. In addition, the value of the securities in the Fund's portfolio may change on days when shareholders will not be able to purchase or sell the Fund's shares.

NON-DIVERSIFICATION RISK Under the 1940 Act, a fund designated as "diversified" must limit its holdings such that the securities of issuers which individually represent more than 5% of its total assets must in the aggregate represent less than 25% of its total assets. The Fund is "diversified" for purposes of the 1940 Act. However, in seeking to track its Index, the Fund may become "non-diversified," as defined in the 1940 Act, solely as a result of a change in relative market capitalization or index weighting of one or more constituents of the Index. A non-diversified fund can invest a greater portion of its assets in the obligations or securities of a small portion of its assets in the obligations or securities of a small number of issuers or any single issuer than a diversified fund can. In such circumstances, a change in the value of one or a few issuers' securities will therefore affect the value of the Fund more than if it was a diversified fund.

As with any mutual fund, it is possible to lose money on an investment in the Fund. An investment in the Fund is not a deposit of any bank and is not insured or guaranteed by the Federal Deposit Insurance Corporation, any other government agency, or The Northern Trust Company, its affiliates, subsidiaries or any other bank.

FUND PERFORMANCE

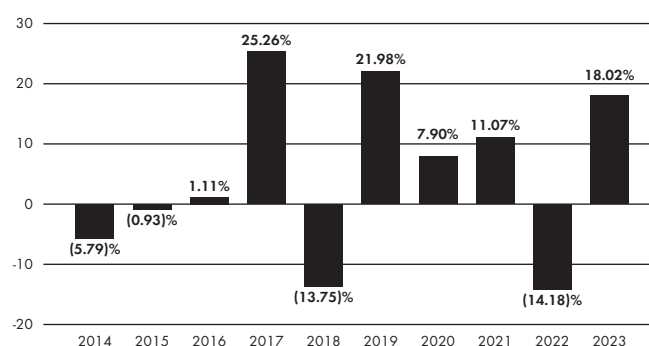
The bar chart and table that follow provide an indication of the risks of investing in the Fund by showing (A) changes in the performance of the Fund from year to year, and (B) how the

average annual total returns of the Fund compare to those of a broad-based securities market index.

The Fund's past performance, before and after taxes, is not necessarily an indication of how the Fund will perform in the future.

Updated performance information for the Fund is available and may be obtained on the Fund's website at northerntrust.com/funds or by calling 800-595-9111.

CALENDAR YEAR TOTAL RETURN*



* Year to date total return for the six months ended June 30, 2024 was 5.65%. For the periods shown in the bar chart above, the highest quarterly return was 18.35% in the fourth quarter of 2022, and the lowest quarterly return was (22.62)% in the first quarter of 2020.

AVERAGE ANNUAL TOTAL RETURN

(For the periods ended December 31, 2023)

	1-Year	5-Year	10-Year
Shares Class			
Returns before taxes	18.02%	8.17%	4.21%
Returns after taxes on distributions	17.21%	7.61%	3.63%
Returns after taxes on distributions and sale of Fund shares	11.43%	6.55%	3.36%
MSCI EAFE Index (reflects no deduction for fees, expenses, or taxes)	18.24%	8.16%	4.28%

After-tax returns are calculated using the historical highest individual federal marginal income tax rates and do not reflect the impact of state and local taxes. Actual after-tax returns depend on an investor's tax situation and may differ from those shown. After-tax returns shown are not relevant to investors who hold their shares through tax-advantaged arrangements, such as 401(k) plans or individual retirement accounts.

In calculating the federal income taxes due on redemptions, capital gains taxes resulting from redemptions are subtracted from the redemption proceeds and the tax benefits from capital losses resulting from the redemptions are added to the redemption proceeds. Under certain circumstances, the addition of the tax benefits from capital losses resulting from redemptions may cause the Returns after taxes on distributions and sale of Fund shares to be greater than the Returns after taxes on distributions or even the Returns before taxes.

MANAGEMENT

INVESTMENT ADVISER AND PORTFOLIO MANAGERS. NTI, an indirect subsidiary of Northern Trust Corporation, serves as the investment adviser of the International Equity Index Fund. Brent D. Reeder, Senior Vice President of NTI, and Brendan Sullivan, Vice President of NTI have been managers of the Fund since July 2019. The Northern Trust Company, an affiliate of NTI, serves as transfer agent, custodian and sub-administrator to the Fund.

PURCHASE AND SALE OF FUND SHARES

You may purchase Shares Class shares of the Fund by opening an account directly with Northern Funds (the “Trust”) with a minimum initial investment of \$2,500 in the Fund (\$500 for an IRA; \$250 under the Automatic Investment Plan; and \$500 for employees of Northern Trust and its affiliates). The minimum subsequent investment is \$50 (except for reinvestments of distributions for which there is no minimum). The Fund reserves the right to waive these minimums. You may also purchase Shares Class shares of the Fund through an account at Northern Trust (or an affiliate) or an authorized intermediary.

If you purchase, sell (redeem) or exchange Shares Class shares through an authorized intermediary, you may be required to pay a commission and/or other forms of compensation to the intermediary. In addition, an authorized intermediary may impose different investment minimums than those set forth above. The Fund is not responsible for any investment minimums imposed by authorized intermediaries or for notifying shareholders of any changes to them.

On any business day, you may sell (redeem) or exchange shares through your account by contacting your Northern Trust account representative or authorized intermediary. If you purchase shares directly from the Trust, you may sell (redeem) or exchange your shares in one of the following ways:

- **By Mail** – Send a written request to: Northern Funds, P.O. Box 75986, Chicago, Illinois 60675-5986.
- **By Telephone** – Authorize the telephone privilege on your New Account Application. Call 800-595-9111 to use the telephone privilege.
- **By Wire** – Authorize wire redemptions on your New Account Application and have proceeds sent by federal wire transfer to

a previously designated bank account (the minimum redemption amount by this method is \$250). You will be charged \$15 for each wire redemption unless the designated bank account is maintained at Northern Trust or an affiliated bank. Call 800-595-9111 for instructions.

- **By Systematic Withdrawal** – If you own shares of the Fund with a minimum value of \$10,000, you may elect to have a fixed sum redeemed at regular intervals and distributed in cash or reinvested in one or more other funds of the Trust. Call 800-595-9111 for an application form and additional information. The minimum amount is \$250 per withdrawal.
- **By Exchange** – Complete the Exchange Privilege section of your New Account Application to exchange shares of one fund in the Trust for shares of another fund in the Trust. Shares being exchanged must have a value of at least \$1,000 (\$2,500 if a new account is being established by the exchange, \$500 if the new account is an IRA). Call 800-595-9111 for more information.
- **By Internet** – You may initiate transactions between Northern Trust banking and Fund accounts by using Northern Trust Private Passport. For details and to sign up for this service, go to northerntrust.com/funds or contact your Relationship Manager.

TAX INFORMATION

The Fund’s distributions are generally taxable to you as ordinary income, qualified dividend income, capital gains, or a combination of the three, unless you are investing through a tax-exempt or tax-advantaged arrangement, such as a 401(k) plan or an individual retirement account. Distributions may be taxable upon withdrawal from tax-advantaged accounts.

PAYMENTS TO BROKERS-DEALERS AND OTHER FINANCIAL INTERMEDIARIES

If you purchase the Fund through a broker-dealer or other financial intermediary (such as a bank), the Fund and its related companies may pay the intermediary for the sale of Fund shares and related services. These payments may create a conflict of interest by influencing the broker-dealer or other intermediary and your salesperson to recommend the Fund over another investment. Ask your salesperson or visit your financial intermediary’s website for more information.

INVESTMENT OBJECTIVE

The Fund seeks to provide investment results approximating the overall performance of the common stocks included in the Standard & Poor's MidCap 400® Composite Stock Price Index ("S&P MidCap 400® Index" or "Index").

FEES AND EXPENSES OF THE FUND

This table describes the fees and expenses that you may pay if you buy, hold, and sell shares of the Fund. You may be required to pay commissions and/or other forms of compensation to a financial intermediary for transactions in Shares Class shares, which are not reflected in the tables or the examples below.

Shareholder Fees (fees paid directly from your investment)

None

Annual Fund Operating Expenses (expenses that you pay each year as a percentage of the value of your investment)

	Shares Class
Management Fees	0.09%
Other Expenses	0.07%
Transfer Agent Fees	0.04%
Other Operating Expenses	0.03%
Total Annual Fund Operating Expenses	0.16%
Expense Reimbursement ⁽¹⁾	(0.06)%
Total Annual Fund Operating Expenses After Expense Reimbursement⁽¹⁾	0.10%

⁽¹⁾ Northern Trust Investments, Inc. ("NTI") has contractually agreed to reimburse a portion of the operating expenses of the Fund so that after such reimbursement the Total Annual Fund Operating Expenses of the Fund (including acquired fund fees and expenses, but excluding extraordinary expenses) do not exceed 0.10%. NTI has also contractually agreed to reimburse the management fees payable by the Fund in an amount equal to the net management fee NTI earns on the amount invested by the Fund in money market funds managed by NTI. These contractual limitations may not be terminated before July 31, 2025 without the approval of the Board of Trustees.

EXAMPLE

The following Example is intended to help you compare the cost of investing in the Fund with the cost of investing in other mutual funds. The Example assumes that you invest \$10,000 in the Fund for the time periods indicated and then redeem all of your shares at the end of those periods. The Example also assumes that your investment has a 5% return each year and that the Fund's operating expenses remain the same (taking into account the expense reimbursement arrangement for one year, if applicable). Although your actual costs may be higher or lower, based on these assumptions your costs would be:

	1 Year	3 Years	5 Years	10 Years
Shares Class	\$11	\$46	\$85	\$199

PORTFOLIO TURNOVER. The Fund pays transaction costs, such as commissions, when it buys and sells securities (or "turns over" its portfolio). A higher portfolio turnover rate may indicate higher transaction costs and may result in higher taxes when Fund shares are held in a taxable account. These costs, which are not reflected in annual fund operating expenses or in the Example, affect the Fund's performance. During the most recent fiscal year, the Fund's portfolio turnover rate was 21.60% of the average value of its portfolio.

PRINCIPAL INVESTMENT STRATEGIES

Under normal circumstances, the Fund will invest substantially all (and at least 80%) of its net assets in equity securities included in the S&P MidCap 400® Index, in weightings that approximate the relative composition of securities contained in the Index, and in S&P MidCap 400® Index futures approved by the Commodity Futures Trading Commission.

The Index is a free float-adjusted market capitalization index consisting of 401 mid-capitalization stocks. As of May 31, 2024, the approximate market capitalization of the companies in the Index was between \$1.33 billion and \$20.57 billion. It is rebalanced quarterly. The Fund generally rebalances its portfolio in accordance with the Index.

NTI uses a "passive" or indexing approach to try to achieve the Fund's investment objective. Unlike many investment companies, the Fund does not try to "beat" the index it tracks and does not seek temporary defensive positions when markets decline or appear overvalued. NTI will buy and sell securities in response to changes in the Index as well as in response to subscriptions and redemptions.

The Fund generally invests in substantially all of the securities in the Index in approximately the same proportion as the Index (i.e., replication). In certain circumstances, however, the Fund may not hold every security in the Index or in the same proportion as the Index, such as to improve tax efficiency or when it may not be practicable to fully implement a replication strategy. Rather, it will use an optimization strategy to seek to construct a portfolio that minimizes tracking error versus the Index while managing transaction costs and realized capital gains and losses.

The Fund intends to be diversified in approximately the same proportion as the Index is diversified. The Fund may become "non-diversified," as defined in the Investment Company Act of 1940 (the "1940 Act"), solely as a result of a change in relative market capitalization or index weighting of one or more constituents of the Index. A "non-diversified" fund can invest a greater percentage of its assets in a small group of issuers or in any one issuer than a diversified fund can. Shareholder approval will not be sought if the Fund becomes

non-diversified due solely to a change in the relative market capitalization or index weighting of one or more constituents of the Index.

In seeking to track the performance of the Index, from time to time the Fund may have a focused investment (i.e., investment exposure comprising more than 15% of its total assets) in one or more particular sectors. As of March 31, 2024, the Fund had focused investments in the industrials, financials and consumer discretionary sectors.

NTI expects that, under normal circumstances, the quarterly performance of the Fund, before fees and expenses, will track the performance of the Index within a 0.95 correlation coefficient.

The Index is created and sponsored by S&P Dow Jones Indices ("S&P"), as the index provider. S&P determines the composition and relative weightings of the securities in the Index and publishes information regarding the market value of the Index. S&P does not endorse any of the securities in the Index. It is not a sponsor of the Mid Cap Index Fund and is not affiliated with the Fund in any way.

PRINCIPAL RISKS

As with any investment, you could lose all or part of your investment in the Fund, and the Fund's performance could trail that of other investments. The Fund is subject to certain risks, including the principal risks noted below, any of which may adversely affect the Fund's net asset value ("NAV"), total return and ability to meet its investment objective. Each risk noted below is considered a principal risk of investing in the Fund, regardless of the order in which it appears. The significance of each risk factor below may change over time and you should review each risk factor carefully.

MARKET RISK is the risk that the value of the Fund's investments may increase or decrease in response to expected, real or perceived economic, political or financial events in the U.S. or global markets. The frequency and magnitude of such changes in value cannot be predicted. Certain securities and other investments held by the Fund may experience increased volatility, illiquidity, or other potentially adverse effects in response to changing market conditions, inflation, changes in interest rates, lack of liquidity in the bond or equity markets or volatility in the equity markets. Market disruptions caused by local or regional events such as financial institution failures, war, acts of terrorism, the spread of infectious illness (including epidemics and pandemics) or other public health issues, recessions or other events or adverse investor sentiment could have a significant impact on the Fund and its investments. During periods of market disruption or other abnormal market conditions, the Fund's exposure to risks described elsewhere in this summary will likely increase.

MID CAP STOCK RISK is the risk that stocks of mid-sized companies may be more volatile than stocks of larger, more established companies, and may lack sufficient market liquidity. Mid-sized companies may have limited product lines or financial resources, may be dependent upon a particular niche of the market, or may be dependent upon a small or inexperienced management group. Securities of mid-sized companies may trade less frequently and in lower volume than the securities of larger companies, which could lead to higher transaction costs. Generally the smaller the company size, the greater the risk.

TRACKING RISK is the risk that the Fund's performance may vary from the performance of the index it tracks as a result of share purchases and redemptions, transaction costs, expenses and other factors. Market disruptions, regulatory restrictions or other abnormal market conditions could have an adverse effect on the Fund's ability to adjust its exposure to required levels in order to track its Index or cause delays in the Index's rebalancing schedule. During any such delay, it is possible that the Index, and, in turn, the Fund will deviate from the Index's stated methodology and therefore experience returns different than those that would have been achieved under a normal rebalancing or reconstitution schedule.

SECTOR RISK is the risk that companies in similar businesses may be similarly affected by particular economic or market events, which may, in certain circumstances, cause the value of securities of all companies in a particular sector of the market to decrease.

- **CONSUMER DISCRETIONARY SECTOR RISK** is the risk that companies engaged in the consumer discretionary sector may be adversely affected by fluctuations in supply and demand, supply chains, and changes in consumer preferences, social trends and marketing campaigns. Changes in consumer spending as a result of world events, political and economic conditions, government regulation, commodity price volatility, changes in exchange rates, imposition of import or export controls, increased competition, depletion of resources and labor relations also may adversely affect these companies.
- **FINANCIALS SECTOR RISK** is the risk that companies in the financials sector can be significantly affected by changes in interest rates, government regulation, the rate of corporate and consumer debt defaulted, price competition, and the availability and cost of capital, among other factors.
- **INDUSTRIALS SECTOR RISK** is the risk that companies in the industrials sector may be significantly affected by, among other things, worldwide economic growth, supply and demand for specific products and services, rapid technological developments, international political and economic developments, environmental issues, and tax and governmental regulatory policies.

INDEX RISK is the risk that the Fund would not necessarily buy or sell a security unless that security is added or removed, respectively, from the Index, even if that security generally is underperforming, because unlike many investment companies, the Fund does not utilize an investing strategy that seeks returns in excess of the Index. Additionally, the Fund rebalances its portfolio in accordance with the Index, and, therefore, any changes to the Index's rebalance schedule will result in corresponding changes to the Fund's rebalance schedule.

DERIVATIVES RISK is the risk that derivatives may pose risks in addition to and greater than those associated with investing directly in securities, currencies and other instruments, may be illiquid or less liquid, more volatile, more difficult to value and leveraged so that small changes in the value of the underlying instrument may produce disproportionate losses to the Fund. Derivatives are also subject to counterparty risk, which is the risk that the other party to the transaction will not perform its contractual obligations. The use of derivatives is a highly specialized activity that involves investment techniques and risks different from those associated with investments in more traditional securities and instruments.

- **FUTURES CONTRACTS RISK** is the risk that there will be imperfect correlation between the change in market value of the Fund's securities and the price of futures contracts, which may result in the strategy not working as intended; the possible inability of the Fund to sell or close out a futures contract at the desired time or price; losses due to unanticipated market movements, which potentially are unlimited; and the possible inability of the Fund's investment adviser to correctly predict the direction of securities' prices, interest rates, currency exchange rates and other economic factors, which may make the Fund's returns more volatile or increase the risk of loss.

NON-DIVERSIFICATION RISK Under the 1940 Act, a fund designated as "diversified" must limit its holdings such that the securities of issuers which individually represent more than 5% of its total assets must in the aggregate represent less than 25% of its total assets. The Fund is "diversified" for purposes of the 1940 Act. However, in seeking to track its Index, the Fund may become "non-diversified," as defined in the 1940 Act, solely as a result of a change in relative market capitalization or index weighting of one or more constituents of the Index. A non-diversified fund can invest a greater portion of its assets in the obligations or securities of a small portion of its assets in the obligations or securities of a small number of issuers or any single issuer than a diversified fund can. In such circumstances, a change in the value of one or a few issuers' securities will therefore affect the value of the Fund more than if it was a diversified fund.

As with any mutual fund, it is possible to lose money on an investment in the Fund. An investment in the Fund is not a deposit of any bank and is not insured or guaranteed by the

Federal Deposit Insurance Corporation, any other government agency, or The Northern Trust Company, its affiliates, subsidiaries or any other bank.

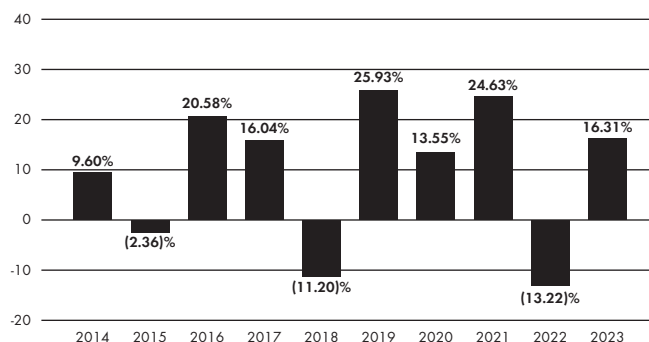
FUND PERFORMANCE

The bar chart and table that follow provide an indication of the risks of investing in the Fund by showing (A) changes in the performance of the Fund from year to year, and (B) how the average annual total returns of the Fund compare to those of a broad-based securities market index and a style-specific index (one reflecting the market segments in which the Fund invests), in that order.

The Fund's past performance, before and after taxes, is not necessarily an indication of how the Fund will perform in the future.

Updated performance information for the Fund is available and may be obtained on the Fund's website at northerntrust.com/funds or by calling 800-595-9111.

CALENDAR YEAR TOTAL RETURN*



* Year to date total return for the six months ended June 30, 2024 was 6.16%. For the periods shown in the bar chart above, the highest quarterly return was 24.29% in the fourth quarter of 2020, and the lowest quarterly return was (29.69)% in the first quarter of 2020.

AVERAGE ANNUAL TOTAL RETURN

(For the periods ended December 31, 2023)

	1-Year	5-Year	10-Year
Shares Class			
Returns before taxes	16.31%	12.46%	9.11%
Returns after taxes on distributions	14.20%	10.57%	7.22%
Returns after taxes on distributions and sale of Fund shares	11.07%	9.72%	6.93%
Russell 3000 Index (reflects no deduction for fees, expenses, or taxes) ⁽¹⁾	25.96%	15.16%	11.48%
S&P MidCap 400 Index (reflects no deduction for fees, expenses, or taxes)	16.44%	12.62%	9.27%

⁽¹⁾ Effective July 31, 2024, the Fund changed its broad-based securities market index from the S&P MidCap 400 Index to the Russell 3000 Index in connection with new regulatory requirements.

After-tax returns are calculated using the historical highest individual federal marginal income tax rates and do not reflect the impact of state and local taxes. Actual after-tax returns depend on an investor's tax situation and may differ from those shown. After-tax returns shown are not relevant to investors who hold their shares through tax-advantaged arrangements, such as 401(k) plans or individual retirement accounts.

In calculating the federal income taxes due on redemptions, capital gains taxes resulting from redemptions are subtracted from the redemption proceeds and the tax benefits from capital losses resulting from the redemptions are added to the redemption proceeds. Under certain circumstances, the addition of the tax benefits from capital losses resulting from redemptions may cause the Returns after taxes on distributions and sale of Fund shares to be greater than the Returns after taxes on distributions or even the Returns before taxes.

MANAGEMENT

INVESTMENT ADVISER AND PORTFOLIO MANAGERS. NTI, an indirect subsidiary of Northern Trust Corporation, serves as the investment adviser of the Mid Cap Index Fund. Lucy A. Johnston, Vice President of NTI, and Brent D. Reeder, Senior Vice President of NTI, have been managers of the Fund since July 2019 and November 2006, respectively. The Northern Trust Company, an affiliate of NTI, serves as transfer agent, custodian and sub-administrator to the Fund.

PURCHASE AND SALE OF FUND SHARES

You may purchase Shares Class shares of the Fund by opening an account directly with Northern Funds (the "Trust") with a minimum initial investment of \$2,500 in the Fund (\$500 for an IRA; \$250 under the Automatic Investment Plan; and \$500 for employees of Northern Trust and its affiliates). The minimum subsequent investment is \$50 (except for reinvestments of distributions for which there is no minimum). The Fund reserves the right to waive these minimums. You may also purchase Shares Class shares of the Fund through an account at Northern Trust (or an affiliate) or an authorized intermediary.

If you purchase, sell (redeem) or exchange Shares Class shares through an authorized intermediary, you may be required to pay a commission and/or other forms of compensation to the intermediary. In addition, an authorized intermediary may impose different investment minimums than those set forth above. The Fund is not responsible for any investment minimums imposed by authorized intermediaries or for notifying shareholders of any changes to them.

On any business day, you may sell (redeem) or exchange shares through your account by contacting your Northern Trust account representative or authorized intermediary. If you purchase shares directly from the Trust, you may sell (redeem) or exchange your shares in one of the following ways:

- By Mail – Send a written request to: Northern Funds, P.O. Box 75986, Chicago, Illinois 60675-5986.

- By Telephone – Authorize the telephone privilege on your New Account Application. Call 800-595-9111 to use the telephone privilege.
- By Wire – Authorize wire redemptions on your New Account Application and have proceeds sent by federal wire transfer to a previously designated bank account (the minimum redemption amount by this method is \$250). You will be charged \$15 for each wire redemption unless the designated bank account is maintained at Northern Trust or an affiliated bank. Call 800-595-9111 for instructions.
- By Systematic Withdrawal – If you own shares of the Fund with a minimum value of \$10,000, you may elect to have a fixed sum redeemed at regular intervals and distributed in cash or reinvested in one or more other funds of the Trust. Call 800-595-9111 for an application form and additional information. The minimum amount is \$250 per withdrawal.
- By Exchange – Complete the Exchange Privilege section of your New Account Application to exchange shares of one fund in the Trust for shares of another fund in the Trust. Shares being exchanged must have a value of at least \$1,000 (\$2,500 if a new account is being established by the exchange, \$500 if the new account is an IRA). Call 800-595-9111 for more information.
- By Internet – You may initiate transactions between Northern Trust banking and Fund accounts by using Northern Trust Private Passport. For details and to sign up for this service, go to northerntrust.com/funds or contact your Relationship Manager.

TAX INFORMATION

The Fund's distributions are generally taxable to you as ordinary income, qualified dividend income, capital gains, or a combination of the three, unless you are investing through a tax-exempt or tax-advantaged arrangement, such as a 401(k) plan or an individual retirement account. Distributions may be taxable upon withdrawal from tax-advantaged accounts.

PAYMENTS TO BROKERS-DEALERS AND OTHER FINANCIAL INTERMEDIARIES

If you purchase the Fund through a broker-dealer or other financial intermediary (such as a bank), the Fund and its related companies may pay the intermediary for the sale of Fund shares and related services. These payments may create a conflict of interest by influencing the broker-dealer or other intermediary and your salesperson to recommend the Fund over another investment. Ask your salesperson or visit your financial intermediary's website for more information.

INVESTMENT OBJECTIVE

The Fund seeks to provide investment results approximating the aggregate price and dividend performance of the securities included in the Russell 2000® Index (the “Index”).

FEES AND EXPENSES OF THE FUND

This table describes the fees and expenses that you may pay if you buy, hold, and sell shares of the Fund. You may be required to pay commissions and/or other forms of compensation to a financial intermediary for transactions in Shares Class shares, which are not reflected in the tables or the examples below.

Shareholder Fees (fees paid directly from your investment)

None

Annual Fund Operating Expenses (expenses that you pay each year as a percentage of the value of your investment)

	Shares Class
Management Fees	0.09%
Other Expenses	0.07%
Transfer Agent Fees	0.04%
Other Operating Expenses	0.03%
Total Annual Fund Operating Expenses	0.16%
Expense Reimbursement ⁽¹⁾	(0.06)%
Total Annual Fund Operating Expenses After Expense Reimbursement⁽¹⁾	0.10%

⁽¹⁾ Northern Trust Investments, Inc. (“NTI”) has contractually agreed to reimburse a portion of the operating expenses of the Fund so that after such reimbursement the Total Annual Fund Operating Expenses of the Fund (including acquired fund fees and expenses, but excluding extraordinary expenses) do not exceed 0.10%. NTI has also contractually agreed to reimburse the management fees payable by the Fund in an amount equal to the net management fee NTI earns on the amount invested by the Fund in money market funds managed by NTI. These contractual limitations may not be terminated before July 31, 2025 without the approval of the Board of Trustees.

EXAMPLE

The following Example is intended to help you compare the cost of investing in the Fund with the cost of investing in other mutual funds. The Example assumes that you invest \$10,000 in the Fund for the time periods indicated and then redeem all of your shares at the end of those periods. The Example also assumes that your investment has a 5% return each year and that the Fund’s operating expenses remain the same (taking into account the expense reimbursement arrangement for one year, if applicable). Although your actual costs may be higher or lower, based on these assumptions your costs would be:

	1 Year	3 Years	5 Years	10 Years
Shares Class	\$11	\$46	\$85	\$199

PORTFOLIO TURNOVER. The Fund pays transaction costs, such as commissions, when it buys and sells securities (or “turns over” its portfolio). A higher portfolio turnover rate may indicate higher transaction costs and may result in higher taxes when Fund shares are held in a taxable account. These costs, which are not reflected in annual fund operating expenses or in the Example, affect the Fund’s performance. During the most recent fiscal year, the Fund’s portfolio turnover rate was 11.87% of the average value of its portfolio.

PRINCIPAL INVESTMENT STRATEGIES

Under normal circumstances, the Fund will invest substantially all (and at least 80%) of its net assets in the equity securities included in the Index, in weightings that approximate the relative composition of securities contained in the Index, and in Index futures approved by the Commodity Futures Trading Commission.

The Index measures the performance of the small-cap segment of the US equity universe. The Index is a subset of the Russell 3000® Index representing approximately 7% of the total market capitalization of that index. It includes approximately 2,000 of the smallest securities included in the Russell 3000® Index based on a combination of their market cap and current index membership. As of May 31, 2024, the approximate median market capitalization of the companies in the Index was \$919 million. The Index is rebalanced quarterly. The Fund generally rebalances its portfolio in accordance with the Index.

NTI uses a “passive” or indexing approach to try to achieve the Fund’s investment objective. Unlike many investment companies, the Fund does not try to “beat” the index it tracks and does not seek temporary defensive positions when markets decline or appear overvalued. NTI will buy and sell securities in response to changes in the Index as well as in response to subscriptions and redemptions. The Fund generally invests in substantially all of the securities in the Index in approximately the same proportions as the Index (i.e., replication). In certain circumstances, however, the Fund may not hold every security in the Index or in the same proportion as the Index, such as to improve tax efficiency or when it may not be practicable to fully implement a replication strategy. Rather, it will use an optimization strategy to seek to construct a portfolio that minimizes tracking error versus the Index while managing transaction costs and realized capital gains and losses.

The Fund intends to be diversified in approximately the same proportion as the Index is diversified. The Fund may become “non-diversified,” as defined in the Investment Company Act of 1940 (the “1940 Act”), solely as a result of a change in relative market capitalization or index weighting of one or more constituents of the Index. A “non-diversified” fund can invest a greater percentage of its assets in a small group of

issuers or in any one issuer than a diversified fund can. Shareholder approval will not be sought if the Fund becomes non-diversified due solely to a change in the relative market capitalization or index weighting of one or more constituents of the Index.

In seeking to track the performance of the Index, from time to time the Fund may have a focused investment (i.e., investment exposure comprising more than 15% of its total assets) in one or more particular sectors. As of March 31, 2024, the Fund had focused investments in the health care, industrials and financials sectors.

NTI expects that, under normal circumstances, the quarterly performance of the Fund, before fees and expenses, will track the performance of the Index within a 0.95 correlation coefficient.

The Index is created and sponsored by Frank Russell Company ("Russell"), as the index provider. Russell determines the composition and relative weightings of the securities in the Index and publishes information regarding the market value of the Index. Russell does not endorse any of the securities in the Index. It is not a sponsor of the Small Cap Index Fund and is not affiliated with the Fund in any way.

PRINCIPAL RISKS

As with any investment, you could lose all or part of your investment in the Fund, and the Fund's performance could trail that of other investments. The Fund is subject to certain risks, including the principal risks noted below, any of which may adversely affect the Fund's net asset value ("NAV"), total return and ability to meet its investment objective. Each risk noted below is considered a principal risk of investing in the Fund, regardless of the order in which it appears. The significance of each risk factor below may change over time and you should review each risk factor carefully.

MARKET RISK is the risk that the value of the Fund's investments may increase or decrease in response to expected, real or perceived economic, political or financial events in the U.S. or global markets. The frequency and magnitude of such changes in value cannot be predicted. Certain securities and other investments held by the Fund may experience increased volatility, illiquidity, or other potentially adverse effects in response to changing market conditions, inflation, changes in interest rates, lack of liquidity in the bond or equity markets or volatility in the equity markets. Market disruptions caused by local or regional events such as financial institution failures, war, acts of terrorism, the spread of infectious illness (including epidemics and pandemics) or other public health issues, recessions or other events or adverse investor sentiment could have a significant impact on the Fund and its investments.

During periods of market disruption or other abnormal market conditions, the Fund's exposure to risks described elsewhere in this summary will likely increase.

SMALL CAP STOCK RISK is the risk that stocks of smaller companies may be more volatile than stocks of larger, more established companies, and may lack sufficient market liquidity. Small companies may have limited product lines or financial resources, may be dependent upon a particular niche of the market, or may be dependent upon a small or inexperienced management group. Securities of smaller companies may trade less frequently and in lower volume than the securities of larger companies, which could lead to higher transaction costs. Generally, the smaller the company size, the greater the risk.

TRACKING RISK is the risk that the Fund's performance may vary from the performance of the index it tracks as a result of share purchases and redemptions, transaction costs, expenses and other factors. Market disruptions, regulatory restrictions or other abnormal market conditions could have an adverse effect on the Fund's ability to adjust its exposure to required levels in order to track its Index or cause delays in the Index's rebalancing schedule. During any such delay, it is possible that the Index, and, in turn, the Fund will deviate from the Index's stated methodology and therefore experience returns different than those that would have been achieved under a normal rebalancing or reconstitution schedule.

SECTOR RISK is the risk that companies in similar businesses may be similarly affected by particular economic or market events, which may, in certain circumstances, cause the value of securities of all companies in a particular sector of the market to decrease.

- **FINANCIALS SECTOR RISK** is the risk that companies in the financials sector can be significantly affected by changes in interest rates, government regulation, the rate of corporate and consumer debt defaulted, price competition, and the availability and cost of capital, among other factors.
- **INDUSTRIALS SECTOR RISK** is the risk that companies in the industrials sector may be significantly affected by, among other things, worldwide economic growth, supply and demand for specific products and services, rapid technological developments, international political and economic developments, environmental issues, and tax and governmental regulatory policies.
- **HEALTH CARE SECTOR RISK** is the risk that companies in the health care sector may be negatively affected by scientific or technological developments, research and development costs, increased competition within the health care sector impacting prices and demand for products or services, rapid product obsolescence and patent expirations. The price of securities of health care

companies may fluctuate widely due to changes in legislation or other government regulations, including uncertainty regarding health care reform and its long-term impact, reductions in government funding and the unpredictability of winning government approvals.

INDEX RISK is the risk that the Fund would not necessarily buy or sell a security unless that security is added or removed, respectively, from the Index, even if that security generally is underperforming, because unlike many investment companies, the Fund does not utilize an investing strategy that seeks returns in excess of the Index. Additionally, the Fund rebalances its portfolio in accordance with the Index, and, therefore, any changes to the Index's rebalance schedule will result in corresponding changes to the Fund's rebalance schedule.

DERIVATIVES RISK is the risk that derivatives may pose risks in addition to and greater than those associated with investing directly in securities, currencies and other instruments, may be illiquid or less liquid, more volatile, more difficult to value and leveraged so that small changes in the value of the underlying instrument may produce disproportionate losses to the Fund. Derivatives are also subject to counterparty risk, which is the risk that the other party to the transaction will not perform its contractual obligations. The use of derivatives is a highly specialized activity that involves investment techniques and risks different from those associated with investments in more traditional securities and instruments.

- **FUTURES CONTRACTS RISK** is the risk that there will be imperfect correlation between the change in market value of the Fund's securities and the price of futures contracts, which may result in the strategy not working as intended; the possible inability of the Fund to sell or close out a futures contract at the desired time or price; losses due to unanticipated market movements, which potentially are unlimited; and the possible inability of the Fund's investment adviser to correctly predict the direction of securities' prices, interest rates, currency exchange rates and other economic factors, which may make the Fund's returns more volatile or increase the risk of loss.

NON-DIVERSIFICATION RISK Under the 1940 Act, a fund designated as "diversified" must limit its holdings such that the securities of issuers which individually represent more than 5% of its total assets must in the aggregate represent less than 25% of its total assets. The Fund is "diversified" for purposes of the 1940 Act. However, in seeking to track its Index, the Fund may become "non-diversified," as defined in the 1940 Act, solely as a result of a change in relative market capitalization or index weighting of one or more constituents of the Index. A non-diversified fund can invest a greater portion of its assets in the obligations or securities of a small portion of its assets in the

obligations or securities of a small number of issuers or any single issuer than a diversified fund can. In such circumstances, a change in the value of one or a few issuers' securities will therefore affect the value of the Fund more than if it was a diversified fund.

As with any mutual fund, it is possible to lose money on an investment in the Fund. An investment in the Fund is not a deposit of any bank and is not insured or guaranteed by the Federal Deposit Insurance Corporation, any other government agency, or The Northern Trust Company, its affiliates, subsidiaries or any other bank.

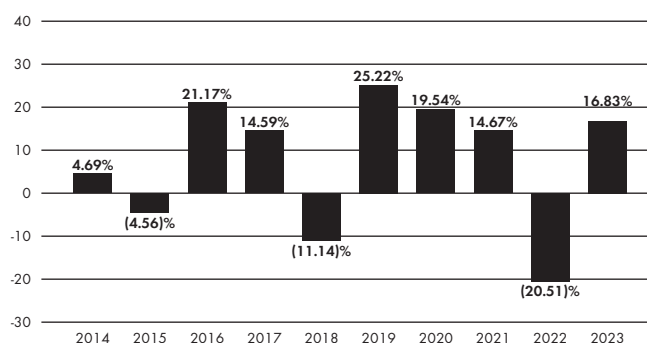
FUND PERFORMANCE

The bar chart and table that follow provide an indication of the risks of investing in the Fund by showing (A) changes in the performance of the Fund from year to year, and (B) how the average annual total returns of the Fund compare to those of a broad-based securities market index and a style-specific index (one reflecting the market segments in which the Fund invests), in that order.

The Fund's past performance, before and after taxes, is not necessarily an indication of how the Fund will perform in the future.

Updated performance information for the Fund is available and may be obtained on the Fund's website at northerntrust.com/funds or by calling 800-595-9111.

CALENDAR YEAR TOTAL RETURN*



* Year to date total return for the six months ended June 30, 2024 was 1.73%. For the periods shown in the bar chart above, the highest quarterly return was 31.33% in the fourth quarter of 2020, and the lowest quarterly return was (30.72)% in the first quarter of 2020.

AVERAGE ANNUAL TOTAL RETURN

(For the periods ended December 31, 2023)

	1-Year	5-Year	10-Year
Shares Class			
Returns before taxes	16.83%	9.77%	6.99%
Returns after taxes on distributions	16.22%	8.41%	5.41%
Returns after taxes on distributions and sale of Fund shares	10.29%	7.62%	5.24%
Russell 3000 Index (reflects no deduction for fees, expenses, or taxes) ⁽¹⁾	25.96%	15.16%	11.48%
Russell 2000 Index (reflects no deduction for fees, expenses, or taxes)	16.93%	9.97%	7.16%

⁽¹⁾ Effective July 31, 2024, the Fund changed its broad-based securities market index from the Russell 2000 Index to the Russell 3000 Index in connection with new regulatory requirements.

After-tax returns are calculated using the historical highest individual federal marginal income tax rates and do not reflect the impact of state and local taxes. Actual after-tax returns depend on an investor's tax situation and may differ from those shown. After-tax returns shown are not relevant to investors who hold their shares through tax-advantaged arrangements, such as 401(k) plans or individual retirement accounts.

In calculating the federal income taxes due on redemptions, capital gains taxes resulting from redemptions are subtracted from the redemption proceeds and the tax benefits from capital losses resulting from the redemptions are added to the redemption proceeds. Under certain circumstances, the addition of the tax benefits from capital losses resulting from redemptions may cause the Returns after taxes on distributions and sale of Fund shares to be greater than the Returns after taxes on distributions or even the Returns before taxes.

MANAGEMENT

INVESTMENT ADVISER AND PORTFOLIO MANAGERS. NTI, an indirect subsidiary of Northern Trust Corporation, serves as the investment adviser of the Small Cap Index Fund. Brent D. Reeder, Senior Vice President of NTI, and Shivani Shah, Vice President of NTI have been managers of the Fund since November 2006 and December 2021, respectively. The Northern Trust Company, an affiliate of NTI, serves as transfer agent, custodian and sub-administrator to the Fund.

PURCHASE AND SALE OF FUND SHARES

You may purchase Shares Class shares of the Fund by opening an account directly with Northern Funds (the "Trust") with a minimum initial investment of \$2,500 in the Fund (\$500 for an IRA; \$250 under the Automatic Investment Plan; and \$500 for employees of Northern Trust and its affiliates). The minimum subsequent investment is \$50 (except for reinvestments of distributions for which there is no minimum). The Fund reserves the right to waive these minimums. You may also purchase Shares Class shares of the Fund through an account at Northern Trust (or an affiliate) or an authorized intermediary.

If you purchase, sell (redeem) or exchange Shares Class shares through an authorized intermediary, you may be required to pay a commission and/or other forms of compensation to the intermediary. In addition, an authorized intermediary may impose different investment minimums than those set forth above. The Fund is not responsible for any investment minimums imposed by authorized intermediaries or for notifying shareholders of any changes to them.

On any business day, you may sell (redeem) or exchange shares through your account by contacting your Northern Trust account representative or authorized intermediary. If you purchase shares directly from the Trust, you may sell (redeem) or exchange your shares in one of the following ways:

- By Mail – Send a written request to: Northern Funds, P.O. Box 75986, Chicago, Illinois 60675-5986.
- By Telephone – Authorize the telephone privilege on your New Account Application. Call 800-595-9111 to use the telephone privilege.
- By Wire – Authorize wire redemptions on your New Account Application and have proceeds sent by federal wire transfer to a previously designated bank account (the minimum redemption amount by this method is \$250). You will be charged \$15 for each wire redemption unless the designated bank account is maintained at Northern Trust or an affiliated bank. Call 800-595-9111 for instructions.
- By Systematic Withdrawal – If you own shares of the Fund with a minimum value of \$10,000, you may elect to have a fixed sum redeemed at regular intervals and distributed in cash or reinvested in one or more other funds of the Trust. Call 800-595-9111 for an application form and additional information. The minimum amount is \$250 per withdrawal.
- By Exchange – Complete the Exchange Privilege section of your New Account Application to exchange shares of one fund in the Trust for shares of another fund in the Trust. Shares being exchanged must have a value of at least \$1,000 (\$2,500 if a new account is being established by the exchange, \$500 if the new account is an IRA). Call 800-595-9111 for more information.
- By Internet – You may initiate transactions between Northern Trust banking and Fund accounts by using Northern Trust Private Passport. For details and to sign up for this service, go to northerntrust.com/funds or contact your Relationship Manager.

TAX INFORMATION

The Fund's distributions are generally taxable to you as ordinary income, qualified dividend income, capital gains, or a combination of the three, unless you are investing through a

tax-exempt or tax-advantaged arrangement, such as a 401(k) plan or an individual retirement account. Distributions may be taxable upon withdrawal from tax-advantaged accounts.

PAYMENTS TO BROKERS-DEALERS AND OTHER FINANCIAL INTERMEDIARIES

If you purchase the Fund through a broker-dealer or other financial intermediary (such as a bank), the Fund and its related companies may pay the intermediary for the sale of Fund shares and related services. These payments may create a conflict of interest by influencing the broker-dealer or other intermediary and your salesperson to recommend the Fund over another investment. Ask your salesperson or visit your financial intermediary's website for more information.

INVESTMENT OBJECTIVE

The Fund seeks to provide investment results approximating the aggregate price and dividend performance of the securities included in the S&P 500® Index (the “Index”).

FEES AND EXPENSES OF THE FUND

This table describes the fees and expenses that you may pay if you buy, hold, and sell shares of the Fund. You may be required to pay commissions and/or other forms of compensation to a financial intermediary for transactions in Shares Class shares, which are not reflected in the tables or the examples below.

Shareholder Fees (fees paid directly from your investment)

None

Annual Fund Operating Expenses (expenses that you pay each year as a percentage of the value of your investment)

	Shares Class
Management Fees	0.04%
Other Expenses	0.05%
Transfer Agent Fees	0.04%
Other Operating Expenses	0.01%
Total Annual Fund Operating Expenses	0.09%
Expense Reimbursement ⁽¹⁾	(0.04)%
Total Annual Fund Operating Expenses After Expense Reimbursement⁽¹⁾	0.05%

⁽¹⁾ Northern Trust Investments, Inc. (“NTI”) has contractually agreed to reimburse a portion of the operating expenses of the Fund so that after such reimbursement the Total Annual Fund Operating Expenses of the Fund (including acquired fund fees and expenses, but excluding extraordinary expenses) do not exceed 0.05%. NTI has also contractually agreed to reimburse the management fees payable by the Fund in an amount equal to the net management fee NTI earns on the amount invested by the Fund in money market funds managed by NTI. These contractual limitations may not be terminated before July 31, 2025 without the approval of the Board of Trustees.

EXAMPLE

The following Example is intended to help you compare the cost of investing in the Fund with the cost of investing in other mutual funds. The Example assumes that you invest \$10,000 in the Fund for the time periods indicated and then redeem all of your shares at the end of those periods. The Example also assumes that your investment has a 5% return each year and that the Fund’s operating expenses remain the same (taking into account the expense reimbursement arrangement for one year, if applicable). Although your actual costs may be higher or lower, based on these assumptions your costs would be:

	1 Year	3 Years	5 Years	10 Years
Shares Class	\$6	\$25	\$47	\$112

PORTFOLIO TURNOVER. The Fund pays transaction costs, such as commissions, when it buys and sells securities (or “turns over” its portfolio). A higher portfolio turnover rate may indicate higher transaction costs and may result in higher taxes when Fund shares are held in a taxable account. These costs, which are not reflected in annual fund operating expenses or in the Example, affect the Fund’s performance. During the most recent fiscal year, the Fund’s portfolio turnover rate was 2.74% of the average value of its portfolio.

PRINCIPAL INVESTMENT STRATEGIES

Under normal circumstances, the Fund will invest substantially all (and at least 80%) of its net assets in the equity securities included in the Index, in weightings that approximate the relative composition of the securities contained in the Index, and in Index futures approved by the Commodity Futures Trading Commission.

The Index is a free float-adjusted market capitalization index consisting of 503 stocks and is a widely recognized measure of large-cap U.S. equities. As of May 31, 2024, the approximate market capitalization of the companies in the Index was between \$5.33 billion to \$3.08 trillion. It is rebalanced quarterly. The Fund generally rebalances its portfolio in accordance with the Index.

NTI uses a “passive” or indexing approach to try to achieve the Fund’s investment objective. Unlike many investment companies, the Fund does not try to “beat” the index it tracks and does not seek temporary defensive positions when markets decline or appear overvalued. NTI will buy and sell securities in response to changes in the Index as well as in response to subscriptions and redemptions. The Fund generally invests in substantially all of the securities in the Index in approximately the same proportion as the Index (i.e., replication). In certain circumstances, however, the Fund may not hold every security in the Index or in the same proportion as the Index, such as to improve tax efficiency or when it may not be practicable to fully implement a replication strategy. Rather, it will use an optimization strategy to seek to construct a portfolio that minimizes tracking error versus the Index while managing transaction costs and realized capital gains and losses.

The Fund intends to be diversified in approximately the same proportion as the Index is diversified. The Fund may become “non-diversified,” as defined in the Investment Company Act of 1940 (the “1940 Act”), solely as a result of a change in relative market capitalization or index weighting of one or more constituents of the Index. A “non-diversified” fund can invest a greater percentage of its assets in a small group of issuers or in any one issuer than a diversified fund can. Shareholder approval will not be sought if the Fund becomes non-diversified due solely to a change in the relative market capitalization or index weighting of one or more constituents of the Index.

In seeking to track the performance of the Index, from time to time the Fund may have a focused investment (i.e., investment exposure comprising more than 15% of its total assets) in one or more particular sectors. As of March 31, 2024, the Fund had a focused investment in the information technology sector.

NTI expects that, under normal circumstances, the quarterly performance of the Fund, before fees and expenses, will track the performance of the Index within a 0.95 correlation coefficient.

The Index is created and sponsored by S&P® Dow Jones Indices ("S&P"), as the index provider. S&P determines the composition and relative weightings of the securities in the Index and publishes information regarding the market value of the Index. S&P does not endorse any of the securities in the Index. It is not a sponsor of the Stock Index Fund and is not affiliated with the Fund in any way.

PRINCIPAL RISKS

As with any investment, you could lose all or part of your investment in the Fund, and the Fund's performance could trail that of other investments. The Fund is subject to certain risks, including the principal risks noted below, any of which may adversely affect the Fund's net asset value ("NAV"), total return and ability to meet its investment objective. Each risk noted below is considered a principal risk of investing in the Fund, regardless of the order in which it appears. The significance of each risk factor below may change over time and you should review each risk factor carefully.

MARKET RISK is the risk that the value of the Fund's investments may increase or decrease in response to expected, real or perceived economic, political or financial events in the U.S. or global markets. The frequency and magnitude of such changes in value cannot be predicted. Certain securities and other investments held by the Fund may experience increased volatility, illiquidity, or other potentially adverse effects in response to changing market conditions, inflation, changes in interest rates, lack of liquidity in the bond or equity markets or volatility in the equity markets. Market disruptions caused by local or regional events such as financial institution failures, war, acts of terrorism, the spread of infectious illness (including epidemics and pandemics) or other public health issues, recessions or other events or adverse investor sentiment could have a significant impact on the Fund and its investments. During periods of market disruption or other abnormal market conditions, the Fund's exposure to risks described elsewhere in this summary will likely increase.

TRACKING RISK is the risk that the Fund's performance may vary from the performance of the index it tracks as a result of share purchases and redemptions, transaction costs, expenses and other factors. Market disruptions, regulatory restrictions or

other abnormal market conditions could have an adverse effect on the Fund's ability to adjust its exposure to required levels in order to track its Index or cause delays in the Index's rebalancing schedule. During any such delay, it is possible that the Index, and, in turn, the Fund will deviate from the Index's stated methodology and therefore experience returns different than those that would have been achieved under a normal rebalancing or reconstitution schedule.

SECTOR RISK is the risk that companies in similar businesses may be similarly affected by particular economic or market events, which may, in certain circumstances, cause the value of securities of all companies in a particular sector of the market to decrease.

- **INFORMATION TECHNOLOGY SECTOR RISK** is the risk that securities of technology companies may be subject to greater price volatility than securities of companies in other sectors. These securities may fall in and out of favor with investors rapidly, which may cause sudden selling and dramatically lower market prices. Technology companies also may be affected adversely by changes in technology, consumer and business purchasing patterns, government regulation and/or obsolete products or services.

INDEX RISK is the risk that that the Fund would not necessarily buy or sell a security unless that security is added or removed, respectively, from the Index, even if that security generally is underperforming, because unlike many investment companies, the Fund does not utilize an investing strategy that seeks returns in excess of the Index. Additionally, the Fund rebalances its portfolio in accordance with the Index, and, therefore, any changes to the Index's rebalance schedule will result in corresponding changes to the Fund's rebalance schedule.

DERIVATIVES RISK is the risk that derivatives may pose risks in addition to and greater than those associated with investing directly in securities, currencies and other instruments, may be illiquid or less liquid, more volatile, more difficult to value and leveraged so that small changes in the value of the underlying instrument may produce disproportionate losses to the Fund. Derivatives are also subject to counterparty risk, which is the risk that the other party to the transaction will not perform its contractual obligations. The use of derivatives is a highly specialized activity that involves investment techniques and risks different from those associated with investments in more traditional securities and instruments.

- **FUTURES CONTRACTS RISK** is the risk that there will be imperfect correlation between the change in market value of the Fund's securities and the price of futures contracts, which may result in the strategy not working as intended; the possible inability of the Fund to sell or close out a futures contract at the desired time or price; losses due to unanticipated market movements, which potentially are

unlimited; and the possible inability of the Fund's investment adviser to correctly predict the direction of securities' prices, interest rates, currency exchange rates and other economic factors, which may make the Fund's returns more volatile or increase the risk of loss.

NON-DIVERSIFICATION RISK Under the 1940 Act, a fund designated as "diversified" must limit its holdings such that the securities of issuers which individually represent more than 5% of its total assets must in the aggregate represent less than 25% of its total assets. The Fund is "diversified" for purposes of the 1940 Act. However, in seeking to track its Index, the Fund may become "non-diversified," as defined in the 1940 Act, solely as a result of a change in relative market capitalization or index weighting of one or more constituents of the Index. A non-diversified fund can invest a greater portion of its assets in the obligations or securities of a small portion of its assets in the obligations or securities of a small number of issuers or any single issuer than a diversified fund can. In such circumstances, a change in the value of one or a few issuers' securities will therefore affect the value of the Fund more than if it was a diversified fund.

As with any mutual fund, it is possible to lose money on an investment in the Fund. An investment in the Fund is not a deposit of any bank and is not insured or guaranteed by the Federal Deposit Insurance Corporation, any other government agency, or The Northern Trust Company, its affiliates, subsidiaries or any other bank.

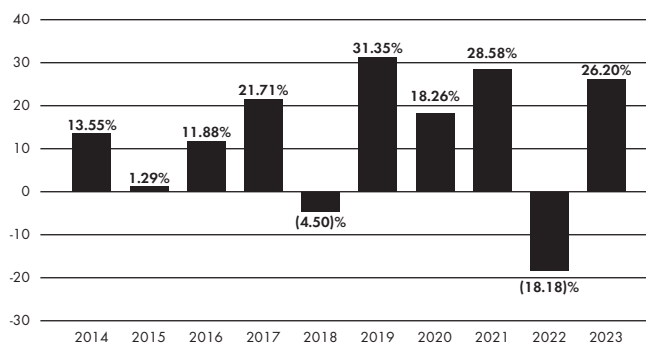
FUND PERFORMANCE

The bar chart and table that follow provide an indication of the risks of investing in the Fund by showing (A) changes in the performance of the Fund from year to year, and (B) how the average annual total returns of the Fund compare to those of a broad-based securities market index.

The Fund's past performance, before and after taxes, is not necessarily an indication of how the Fund will perform in the future.

Updated performance information for the Fund is available and may be obtained on the Fund's website at northerntrust.com/funds or by calling 800-595-9111.

CALENDAR YEAR TOTAL RETURN*



* Year to date total return for the six months ended June 30, 2024 was 15.24%. For the periods shown in the bar chart above, the highest quarterly return was 20.54% in the second quarter of 2020, and the lowest quarterly return was (19.64)% in the first quarter of 2020.

AVERAGE ANNUAL TOTAL RETURN

(For the periods ended December 31, 2023)

	1-Year	5-Year	10-Year
Shares Class			
Returns before taxes	26.20%	15.57%	11.92%
Returns after taxes on distributions	24.68%	14.49%	10.90%
Returns after taxes on distributions and sale of Fund shares	16.49%	12.40%	9.60%
S&P 500 Index (reflects no deduction for fees, expenses, or taxes)	26.29%	15.69%	12.03%

After-tax returns are calculated using the historical highest individual federal marginal income tax rates and do not reflect the impact of state and local taxes. Actual after-tax returns depend on an investor's tax situation and may differ from those shown. After-tax returns shown are not relevant to investors who hold their shares through tax-advantaged arrangements, such as 401(k) plans or individual retirement accounts.

In calculating the federal income taxes due on redemptions, capital gains taxes resulting from redemptions are subtracted from the redemption proceeds and the tax benefits from capital losses resulting from the redemptions are added to the redemption proceeds. Under certain circumstances, the addition of the tax benefits from capital losses resulting from redemptions may cause the Returns after taxes on distributions and sale of Fund shares to be greater than the Returns after taxes on distributions or even the Returns before taxes.

MANAGEMENT

INVESTMENT ADVISER AND PORTFOLIO MANAGERS. NTI, an indirect subsidiary of Northern Trust Corporation, serves as the investment adviser of the Stock Index Fund. Chris J. Jaeger, CFA, and Brent D. Reeder, each a Senior Vice President of NTI, have been managers of the Fund since July 2019 and November 2006, respectively. The Northern Trust Company, an affiliate of NTI, serves as transfer agent, custodian and sub-administrator to the Fund.

PURCHASE AND SALE OF FUND SHARES

You may purchase Shares Class shares of the Fund by opening an account directly with Northern Funds (the “Trust”) with a minimum initial investment of \$2,500 in the Fund (\$500 for an IRA; \$250 under the Automatic Investment Plan; and \$500 for employees of Northern Trust and its affiliates). The minimum subsequent investment is \$50 (except for reinvestments of distributions for which there is no minimum). The Fund reserves the right to waive these minimums. You may also purchase Shares Class shares of the Fund through an account at Northern Trust (or an affiliate) or an authorized intermediary.

If you purchase, sell (redeem) or exchange Shares Class shares through an authorized intermediary, you may be required to pay a commission and/or other forms of compensation to the intermediary. In addition, an authorized intermediary may impose different investment minimums than those set forth above. The Fund is not responsible for any investment minimums imposed by authorized intermediaries or for notifying shareholders of any changes to them.

On any business day, you may sell (redeem) or exchange shares through your account by contacting your Northern Trust account representative or authorized intermediary. If you purchase shares directly from the Trust, you may sell (redeem) or exchange your shares in one of the following ways:

- By Mail – Send a written request to: Northern Funds, P.O. Box 75986, Chicago, Illinois 60675-5986.
- By Telephone – Authorize the telephone privilege on your New Account Application. Call 800-595-9111 to use the telephone privilege.
- By Wire – Authorize wire redemptions on your New Account Application and have proceeds sent by federal wire transfer to a previously designated bank account (the minimum redemption amount by this method is \$250). You will be charged \$15 for each wire redemption unless the designated bank account is maintained at Northern Trust or an affiliated bank. Call 800-595-9111 for instructions.

- By Systematic Withdrawal – If you own shares of the Fund with a minimum value of \$10,000, you may elect to have a fixed sum redeemed at regular intervals and distributed in cash or reinvested in one or more other funds of the Trust. Call 800-595-9111 for an application form and additional information. The minimum amount is \$250 per withdrawal.
- By Exchange – Complete the Exchange Privilege section of your New Account Application to exchange shares of one fund in the Trust for shares of another fund in the Trust. Shares being exchanged must have a value of at least \$1,000 (\$2,500 if a new account is being established by the exchange, \$500 if the new account is an IRA). Call 800-595-9111 for more information.
- By Internet – You may initiate transactions between Northern Trust banking and Fund accounts by using Northern Trust Private Passport. For details and to sign up for this service, go to northerntrust.com/funds or contact your Relationship Manager.

TAX INFORMATION

The Fund’s distributions are generally taxable to you as ordinary income, qualified dividend income, capital gains, or a combination of the three, unless you are investing through a tax-exempt or tax-advantaged arrangement, such as a 401(k) plan or an individual retirement account. Distributions may be taxable upon withdrawal from tax-advantaged accounts.

PAYMENTS TO BROKERS-DEALERS AND OTHER FINANCIAL INTERMEDIARIES

If you purchase the Fund through a broker-dealer or other financial intermediary (such as a bank), the Fund and its related companies may pay the intermediary for the sale of Fund shares and related services. These payments may create a conflict of interest by influencing the broker-dealer or other intermediary and your salesperson to recommend the Fund over another investment. Ask your salesperson or visit your financial intermediary’s website for more information.

INVESTMENT OBJECTIVE

The Fund seeks to provide investment results approximating the overall performance of the securities included in the MSCI World ESG Leaders Index™ (the “Index”).

FEES AND EXPENSES OF THE FUND

This table describes the fees and expenses that you may pay if you buy, hold, and sell shares of the Fund. You may be required to pay commissions and/or other forms of compensation to a financial intermediary for transactions in Class K or Class I shares, which are not reflected in the tables or the examples below.

Shareholder Fees (fees paid directly from your investment)

Maximum Sales Charge (Load) Imposed on Purchases (as a percentage of offering price)	None
--	------

Redemption Fee (30 days or less after purchase) (as a percentage of amount redeemed, if applicable)	2.00%
---	-------

Annual Fund Operating Expenses (expenses that you pay each year as a percentage of the value of your investment)

	Class K	Class I
Management Fees	0.18%	0.18%
Other Expenses	0.06%	0.11%
Transfer Agent Fees	0.04%	0.04%
Service Fees	None	0.05%
Other Operating Expenses	0.02%	0.02%
Acquired Fund Fees & Expenses ⁽¹⁾	0.01%	0.01%
Total Annual Fund Operating Expenses⁽¹⁾	0.25%	0.30%
Expense Reimbursement ⁽²⁾	0.00%	0.00%
Total Annual Fund Operating Expenses After Expense Reimbursement⁽²⁾	0.25%	0.30%

⁽¹⁾ The Total Annual Fund Operating Expenses do not correlate to the ratio of expenses to average net assets as reported in the “Financial Highlights” section of the Prospectus, which reflects the operating expenses of the Fund and does not include Acquired Fund Fees and Expenses.

⁽²⁾ Northern Trust Investments, Inc. (“NTI”) has contractually agreed to reimburse a portion of the operating expenses of each of the Class K and Class I shares of the Fund so that after such reimbursement the Total Annual Fund Operating Expenses of each Class (excluding (i) acquired fund fees and expenses; (ii) service fees; (iii) the compensation paid to each Independent Trustee of the Trust; (iv) expenses of third party consultants engaged by the Board of Trustees; (v) membership dues paid to the Investment Company Institute and Mutual Fund Directors Forum; (vi) expenses in connection with the negotiation and renewal of the revolving credit facility; and (vii) extraordinary expenses and interest) do not exceed 0.24%. NTI has also contractually agreed to reimburse the management fees payable by the Fund in an amount equal to the net management fee NTI earns on the amount invested by the Fund in money market funds managed by NTI. These contractual limitations may not be terminated before July 31, 2025 without the approval of the Board of Trustees.

EXAMPLE

The following Example is intended to help you compare the cost of investing in Class K shares and Class I shares of the Fund with the cost of investing in other mutual funds. The Example assumes that you invest \$10,000 in the Fund for the time periods indicated and then redeem all of your Class K shares or Class I shares at the end of those periods. The Example also assumes that your investment has a 5% return each year and that the Fund’s operating expenses remain the same (taking into account the expense reimbursement arrangement for one year, if applicable). Although your actual costs may be higher or lower, based on these assumptions your costs would be:

	1 Year	3 Years	5 Years	10 Years
Class K	\$26	\$80	\$141	\$318
Class I	\$31	\$97	\$169	\$381

PORTFOLIO TURNOVER. The Fund pays transaction costs, such as commissions, when it buys and sells securities (or “turns over” its portfolio). A higher portfolio turnover rate may indicate higher transaction costs and may result in higher taxes when Fund shares are held in a taxable account. These costs, which are not reflected in annual fund operating expenses or in the Example, affect the Fund’s performance. During the most recent fiscal year, the Fund’s portfolio turnover rate was 15.57% of the average value of its portfolio.

PRINCIPAL INVESTMENT STRATEGIES

Under normal circumstances, the Fund will invest substantially all (and at least 80%) of its net assets in equity securities included in the Index, in weightings that approximate the relative composition of the securities contained in the Index, and in American Depositary Receipts (“ADRs”), European Depositary Receipts (“EDRs”), and Global Depositary Receipts (“GDRs”) representing such securities.

The Index is a free float-adjusted market capitalization weighted index designed to represent the performance of companies selected from the MSCI World Index based on Environmental, Social and Governance (ESG) criteria, as determined by the index provider. The Index is a member of the MSCI ESG Leaders Index series and is constructed by aggregating the following regional indexes: MSCI Pacific ESG Leaders Index, MSCI Europe & Middle East ESG Leaders Index, MSCI Canada ESG Leaders Index and MSCI USA ESG Leaders Index. The Index’s parent index is the MSCI World Index, which consists of large and mid-cap companies in 23 Developed Markets Countries, as determined by the index provider. As of May 31, 2024, the Index was comprised of 693 constituents with market capitalizations ranging from \$1.6 billion to \$2.9 trillion.

Constituent selection for the Index is based on data from MSCI ESG Research. It is rebalanced quarterly. The Fund generally rebalances its portfolio in accordance with the Index.

The MSCI ESG Leaders Indexes target sector and region weights consistent with those of their respective parent indexes to limit the systematic risk introduced by the ESG selection process. The methodology aims to include securities of companies with the highest ESG ratings representing 50% of the market capitalization in each sector and region of the respective parent index. Companies that are not existing constituents of the MSCI ESG Leaders Indexes must have an MSCI ESG Rating of 'BB' or above and an MSCI ESG Controversies Score of 3 or above to be eligible for inclusion in the Index. Current constituents of the MSCI ESG Leaders Indexes must have an MSCI ESG Rating of 'BB' or above and an MSCI ESG Controversies Score of 1 or above to remain eligible for inclusion in the Index. In addition, companies showing involvement in alcohol, gambling, tobacco, nuclear power, civilian firearms, fossil fuels extraction, thermal coal power and weapons are excluded from the MSCI ESG Leaders Indexes. The selection universe for the MSCI ESG Leaders Indexes is the constituents of the MSCI Global Investable Market Indexes

NTI uses a "passive" or indexing approach to try to achieve the Fund's investment objective. Unlike many investment companies, the Fund does not try to "beat" the index it tracks and does not seek temporary defensive positions when markets decline or appear overvalued. NTI will buy and sell securities in response to changes in the Index and in response to subscriptions and redemptions.

The Fund generally invests in substantially all of the securities in the Index in approximately the same proportions as the Index (i.e., replication). In certain circumstances, however, the Fund may not hold every security in the Index or in the same proportion as the Index, such as to improve tax efficiency or when it may not be practicable to fully implement a replication strategy. Rather, it will use an optimization strategy to seek to construct a portfolio that minimizes tracking error versus the Index while managing transaction costs and realized capital gains and losses.

The Fund intends to be diversified in approximately the same proportion as the Index is diversified. The Fund may become "non-diversified," as defined in the Investment Company Act of 1940 (the "1940 Act"), solely as a result of a change in relative market capitalization or index weighting of one or more constituents of the Index. A "non-diversified" fund can invest a greater percentage of its assets in a small group of issuers or in any one issuer than a diversified fund can. Shareholder approval will not be sought if the Fund becomes non-diversified due solely to a change in the relative market capitalization or index weighting of one or more constituents of the Index.

In seeking to track the performance of the Index, from time to time the Fund may have a focused investment (i.e., investment exposure comprising more than 15% of its total assets) in one or more particular sectors, countries or geographic regions. As of March 31, 2024, the Fund had a focused investment in the information technology sector.

NTI expects that, under normal circumstances, the quarterly performance of the Fund, before fees and expenses, will track the performance of the Index within a 0.95 correlation coefficient.

The Index is created and sponsored by Morgan Stanley Capital International, Inc. ("MSCI"), as the index provider. MSCI determines the composition and relative weightings of the securities in the Index and publishes information regarding the market value of the Index. MSCI does not endorse any of the securities in the Index. It is not a sponsor of the Global Sustainability Index Fund and is not affiliated with the Fund in any way.

PRINCIPAL RISKS

As with any investment, you could lose all or part of your investment in the Fund, and the Fund's performance could trail that of other investments. The Fund is subject to certain risks, including the principal risks noted below, any of which may adversely affect the Fund's net asset value ("NAV"), total return and ability to meet its investment objective. Each risk noted below is considered a principal risk of investing in the Fund, regardless of the order in which it appears. The significance of each risk factor below may change over time and you should review each risk factor carefully.

MARKET RISK is the risk that the value of the Fund's investments may increase or decrease in response to expected, real or perceived economic, political or financial events in the U.S. or global markets. The frequency and magnitude of such changes in value cannot be predicted. Certain securities and other investments held by the Fund may experience increased volatility, illiquidity, or other potentially adverse effects in response to changing market conditions, inflation, changes in interest rates, lack of liquidity in the bond or equity markets or volatility in the equity markets. Market disruptions caused by local or regional events such as financial institution failures, war, acts of terrorism, the spread of infectious illness (including epidemics and pandemics) or other public health issues, recessions or other events or adverse investor sentiment could have a significant impact on the Fund and its investments. During periods of market disruption or other abnormal market conditions, the Fund's exposure to risks described elsewhere in this summary will likely increase.

ESG INVESTING RISK is the risk that the ESG investment methodology of the Index may restrict the investments

available to the Fund. This may affect the Fund's exposure to certain companies or industries and cause the Fund to forego certain investment opportunities. This could cause the Fund to underperform or perform differently than the broader equity market or other funds that do or do not track an ESG index or use ESG factors, scores, or screens in their securities selection process, or use a different ESG methodology. Information used by MSCI to evaluate ESG factors may not be readily available, complete or accurate, which could negatively impact MSCI's ability to apply its ESG standards when compiling the Index, which could negatively impact the Fund's performance.

Although the Index is designed to measure a portfolio of companies with certain ESG characteristics, there is no assurance that every security in the Index or Fund will have ESG characteristics or that companies that have historically exhibited such characteristics will continue to exhibit such characteristics. Currently, there is a lack of common industry standards relating to the development and application of ESG criteria, and MSCI's assessment of a company, based on the company's level of involvement in a particular industry or the company's ESG Rating and ESG Controversies Score, may differ from that of other funds, other index providers, the investment adviser or an investor. As a result, the companies deemed eligible for inclusion in the Index may not reflect the beliefs and values of any particular investor and may not be deemed to exhibit positive or favorable ESG characteristics if different metrics were used to evaluate them. ESG standards differ by region and industry, and a company's ESG practices or MSCI's or data providers' assessment of a company's ESG practices may change over time.

FOREIGN SECURITIES RISK is the risk that investing in foreign (non-U.S.) securities may result in the Fund experiencing more rapid and extreme changes in value than a fund that invests exclusively in securities of U.S. companies, due to less liquid markets and adverse economic, political, diplomatic, financial, and regulatory factors. Foreign governments may impose limitations on foreigners' ownership of interests in local issuers, restrictions on the ability to repatriate assets, and may also impose taxes. Any of these events could cause the value of the Fund's investments to decline. Foreign banks, agents and securities depositories that hold the Fund's foreign assets may be subject to little or no regulatory oversight over, or independent evaluation, of their operations. Additional costs associated with investments in foreign securities may include higher custodial fees than those applicable to domestic custodial arrangements and transaction costs of foreign currency conversions. Unless the Fund has hedged its foreign currency exposure, foreign securities risk also involves the risk of negative foreign currency rate fluctuations, which may cause the value of securities denominated in such foreign currency (or other instruments through which the Fund has exposure to foreign currencies) to decline in value. Currency exchange rates may fluctuate significantly over short periods of time. Currency

hedging strategies, if used, are not always successful. For instance, forward foreign currency exchange contracts, if used by the Fund, could reduce performance if there are unanticipated changes in currency exchange rates.

DEPOSITORY RECEIPTS RISK Foreign securities may trade in the form of depository receipts. In addition to investment risks associated with the underlying issuer, depository receipts may expose the Fund to additional risks associated with non-uniform terms that apply to depository receipt programs, including credit exposure to the depository bank and to the sponsors and other parties with whom the depository bank establishes the programs, currency, political, economic, market risks and the risks of an illiquid market for depository receipts. Depository receipts are generally subject to the same risks as the foreign securities that they evidence or into which they may be converted. Depository receipts may not track the price of the underlying foreign securities on which they are based, may have limited voting rights, and may have a distribution subject to a fee charged by the depository. As a result, equity shares of the underlying issuer may trade at a discount or premium to the market price of the depository receipts.

TRACKING RISK is the risk that the Fund's performance may vary from the performance of the index it tracks as a result of share purchases and redemptions, transaction costs, expenses and other factors. Market disruptions, regulatory restrictions or other abnormal market conditions could have an adverse effect on the Fund's ability to adjust its exposure to required levels in order to track its Index or cause delays in the Index's rebalancing schedule. During any such delay, it is possible that the Index, and, in turn, the Fund will deviate from the Index's stated methodology and therefore experience returns different than those that would have been achieved under a normal rebalancing or reconstitution schedule.

SECTOR RISK is the risk that companies in similar businesses may be similarly affected by particular economic or market events, which may, in certain circumstances, cause the value of securities of all companies in a particular sector of the market to decrease.

- **INFORMATION TECHNOLOGY SECTOR RISK** is the risk that securities of technology companies may be subject to greater price volatility than securities of companies in other sectors. These securities may fall in and out of favor with investors rapidly, which may cause sudden selling and dramatically lower market prices. Technology companies also may be affected adversely by changes in technology, consumer and business purchasing patterns, government regulation and/or obsolete products or services.

MID CAP STOCK RISK is the risk that stocks of mid-sized companies may be more volatile than stocks of larger, more established companies, and may lack sufficient market liquidity. Mid-sized companies may have limited product lines

or financial resources, may be dependent upon a particular niche of the market, or may be dependent upon a small or inexperienced management group. Securities of mid-sized companies may trade less frequently and in lower volume than the securities of larger companies, which could lead to higher transaction costs. Generally the smaller the company size, the greater the risk.

INDEX RISK is the risk that that the Fund would not necessarily buy or sell a security unless that security is added or removed, respectively, from the Index, even if that security generally is underperforming, because unlike many investment companies, the Fund does not utilize an investing strategy that seeks returns in excess of the Index. Additionally, the Fund rebalances its portfolio in accordance with the Index, and, therefore, any changes to the Index's rebalance schedule will result in corresponding changes to the Fund's rebalance schedule.

NON-DIVERSIFICATION RISK Under the 1940 Act, a fund designated as "diversified" must limit its holdings such that the securities of issuers which individually represent more than 5% of its total assets must in the aggregate represent less than 25% of its total assets. The Fund is "diversified" for purposes of the 1940 Act. However, in seeking to track its Index, the Fund may become "non-diversified," as defined in the 1940 Act, solely as a result of a change in relative market capitalization or index weighting of one or more constituents of the Index. A non-diversified fund can invest a greater portion of its assets in the obligations or securities of a small portion of its assets in the obligations or securities of a small number of issuers or any single issuer than a diversified fund can. In such circumstances, a change in the value of one or a few issuers' securities will therefore affect the value of the Fund more than if it was a diversified fund.

As with any mutual fund, it is possible to lose money on an investment in the Fund. An investment in the Fund is not a deposit of any bank and is not insured or guaranteed by the Federal Deposit Insurance Corporation, any other government agency, or The Northern Trust Company, its affiliates, subsidiaries or any other bank.

FUND PERFORMANCE

The bar chart and table that follow provide an indication of the risks of investing in the Fund by showing: (A) changes in the performance of the Fund from year to year and (B) how the average annual total returns of the Fund compare to those of a broad-based securities market index and a style-specific index (one reflecting the market segments in which the Fund invests), in that order.

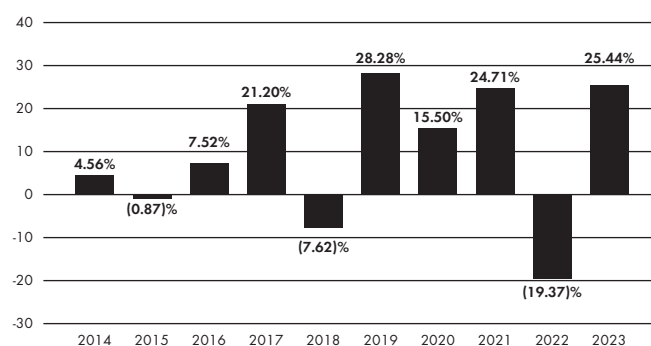
The returns shown for periods ended prior to July 30, 2020 are those of the Shares Class shares of the Fund at net asset value. Effective July 30, 2020, Shares Class shares of the Fund were converted into new Class K shares and Class I shares of the

Fund. Class K and Class I shares' returns of the Fund will be different from the returns of the Shares Class shares' returns of the Fund as they have different expenses.

The Fund's past performance, before and after taxes, is not necessarily an indication of how the Fund will perform in the future.

Updated performance information for the Fund is available and may be obtained on the Fund's website at northerntrust.com/funds or by calling 800-595-9111.

CALENDAR YEAR TOTAL RETURN (CLASS K SHARES)*



* Year to date total return for the six months ended June 30, 2024 was 12.97%. For the period shown in the bar chart above, the highest quarterly return was 18.63% in the second quarter of 2020, and the lowest quarterly return was (19.60)% in the first quarter of 2020.

AVERAGE ANNUAL TOTAL RETURN

(For the periods ended December 31, 2023)

	1-Year	5-Years	10-Years
Class K Shares ⁽¹⁾			
Returns before taxes	25.44%	13.32%	8.84%
Returns after taxes on distributions	24.97%	12.63%	8.06%
Returns after taxes on distributions and sale of Fund shares	15.40%	10.61%	7.01%
Class I Shares ⁽¹⁾	25.41%	13.29%	8.82%
MSCI® World Index (reflects no deduction for fees, expenses, or taxes) ⁽²⁾	23.79%	12.80%	8.60%
MSCI World ESG Leaders Index (reflects no deduction for fees, expenses, or taxes)	25.40%	13.19%	8.72%

⁽¹⁾ The inception date of Class K and Class I shares of the Fund is July 30, 2020. Performance shown prior to the inception date is that of the Fund's Shares Class shares, which are no longer offered by the Fund, at net asset value ("NAV"). Performance reflects any applicable fee waivers and/or expense reimbursements.

⁽²⁾ Effective July 31, 2024, the Fund changed its broad-based securities market index from the MSCI World ESG Leaders Index to the MSCI® World Index in connection with new regulatory requirements.

After-tax returns are calculated using the historical highest individual federal marginal income tax rates and do not reflect the impact of state and local taxes. Actual after-tax returns depend on an investor's tax situation and may differ from those shown. After-tax returns shown are not relevant to investors who hold their shares through

tax-advantaged arrangements, such as 401(k) plans or individual retirement accounts. After-tax returns are shown only for Class K shares. After-tax returns for other classes will vary.

In calculating the federal income taxes due on redemptions, capital gains taxes resulting from redemptions are subtracted from the redemption proceeds and the tax benefits from capital losses resulting from the redemptions are added to the redemption proceeds. Under certain circumstances, the addition of the tax benefits from capital losses resulting from redemptions may cause the Returns after taxes on distributions and sale of Fund shares to be greater than the Returns after taxes on distributions or even the Returns before taxes.

MANAGEMENT

INVESTMENT ADVISER AND PORTFOLIO MANAGERS. NTI, an indirect subsidiary of Northern Trust Corporation, serves as the investment adviser of the Global Sustainability Index Fund. Brent D. Reeder, Senior Vice President of NTI and Steven J. Santiccioli, Vice President of NTI, have been managers of the Fund since July 2019. The Northern Trust Company, an affiliate of NTI, serves as transfer agent, custodian and sub-administrator to the Fund.

PURCHASE AND SALE OF FUND SHARES

You may purchase Class I shares of the Fund only through an authorized intermediary. There is no minimum initial or subsequent investment amounts for Class I shares imposed by the Fund.

You may purchase Class K shares of the Fund by opening an account directly with Northern Funds (the “Trust”) with a minimum initial investment of \$2,500 in the Fund (\$500 for an IRA; \$250 under the Automatic Investment Plan; and \$500 for employees of Northern Trust and its affiliates). The minimum subsequent investment is \$50 for Class K shares (except for reinvestments of distributions for which there is no minimum). The Fund reserves the right to waive these minimums. You may also purchase Class K shares of the Fund through an account at Northern Trust (or an affiliate) or an authorized intermediary.

If you purchase, sell (redeem) or exchange Class K or Class I shares through an authorized intermediary, you may be required to pay a commission and/or other forms of compensation to the intermediary. In addition, an authorized intermediary may impose different investment minimums than those set forth above. The Fund is not responsible for any investment minimums imposed by authorized intermediaries or for notifying shareholders of any changes to them.

On any business day, you may sell (redeem) or exchange shares through your account by contacting your Northern Trust account representative or authorized intermediary. If you purchase shares directly from the Trust, you may sell (redeem) or exchange your shares in one of the following ways:

- By Mail – Send a written request to: Northern Funds, P.O. Box 75986, Chicago, Illinois 60675-5986.

- By Telephone – Authorize the telephone privilege on your New Account Application. Call 800-595-9111 to use the telephone privilege.
- By Wire – Authorize wire redemptions on your New Account Application and have proceeds sent by federal wire transfer to a previously designated bank account (the minimum redemption amount by this method is \$250). You will be charged \$15 for each wire redemption unless the designated bank account is maintained at Northern Trust or an affiliated bank. Call 800-595-9111 for instructions.
- By Systematic Withdrawal – If you own Class K shares of the Fund with a minimum value of \$10,000, you may elect to have a fixed sum redeemed at regular intervals and distributed in cash or reinvested in the same share class of one or more other funds of the Trust that offers that share class. Call 800-595-9111 for an application form and additional information. The minimum amount is \$250 per withdrawal.
- By Exchange – Complete the Exchange Privilege section of your New Account Application to exchange Class K shares of the Fund for the Class K shares or Shares Class shares of another fund in the Trust. Class K shares being exchanged must have a value of at least \$1,000 (\$2,500 if a new account is being established by the exchange, \$500 if the new account is an IRA). Call 800-595-9111 for more information.
- By Internet – You may initiate transactions between Northern Trust banking and Fund accounts by using Northern Trust Private Passport. For details and to sign up for this service, go to northerntrust.com/funds or contact your Relationship Manager.

TAX INFORMATION

The Fund’s distributions are generally taxable to you as ordinary income, qualified dividend income, capital gains, or a combination of the three, unless you are investing through a tax-exempt or tax-advantaged arrangement, such as a 401(k) plan or an individual retirement account. Distributions may be taxable upon withdrawal from tax-advantaged accounts.

PAYMENTS TO BROKERS-DEALERS AND OTHER FINANCIAL INTERMEDIARIES

If you purchase the Fund through a broker-dealer or other financial intermediary (such as a bank), the Fund and its related companies may pay the intermediary for the sale of Fund shares and related services. These payments may create a conflict of interest by influencing the broker-dealer or other intermediary and your salesperson to recommend the Fund over another investment. Ask your salesperson or visit your financial intermediary’s website for more information.

INVESTMENT OBJECTIVE

The Fund seeks to provide investment results approximating the overall performance of the securities included in the Bloomberg U.S. Aggregate Bond Index (the “Index”).

FEES AND EXPENSES OF THE FUND

This table describes the fees and expenses that you may pay if you buy, hold, and sell shares of the Fund. You may be required to pay commissions and/or other forms of compensation to a financial intermediary for transactions in Shares Class shares, which are not reflected in the tables or the examples below.

Shareholder Fees (fees paid directly from your investment)

None

Annual Fund Operating Expenses (expenses that you pay each year as a percentage of the value of your investment)

	Shares Class
Management Fees	0.06%
Other Expenses	0.06%
Transfer Agent Fees	0.04%
Other Operating Expenses	0.02%
Total Annual Fund Operating Expenses	0.12%
Expense Reimbursement ⁽¹⁾	(0.05)%
Total Annual Fund Operating Expenses After Expense Reimbursement⁽¹⁾	0.07%

⁽¹⁾ Northern Trust Investments, Inc. (“NTI”) has contractually agreed to reimburse a portion of the operating expenses of the Fund so that after such reimbursement the Total Annual Fund Operating Expenses of the Fund (including acquired fund fees and expenses, but excluding extraordinary expenses) do not exceed 0.07%. NTI has also contractually agreed to reimburse the management fees payable by the Fund in an amount equal to the net management fee NTI earns on the amount invested by the Fund in money market funds managed by NTI. These contractual limitations may not be terminated before July 31, 2025 without the approval of the Board of Trustees.

EXAMPLE

The following Example is intended to help you compare the cost of investing in the Fund with the cost of investing in other mutual funds. The Example assumes that you invest \$10,000 in the Fund for the time periods indicated and then redeem all of your shares at the end of those periods. The Example also assumes that your investment has a 5% return each year and that the Fund’s operating expenses remain the same (taking into account the expense reimbursement arrangement for one year, if applicable).

Although your actual costs may be higher or lower, based on these assumptions your costs would be:

	1 Year	3 Years	5 Years	10 Years
Shares Class	\$8	\$34	\$63	\$149

PORTFOLIO TURNOVER. The Fund pays transaction costs, such as commissions, when it buys and sells securities (or “turns over” its portfolio). A higher portfolio turnover rate may indicate higher transaction costs and may result in higher taxes when Fund shares are held in a taxable account. These costs, which are not reflected in annual fund operating expenses or in the Example, affect the Fund’s performance. During the most recent fiscal year, the Fund’s portfolio turnover rate was 47.00% of the average value of its portfolio.

PRINCIPAL INVESTMENT STRATEGIES

Under normal circumstances, the Fund will invest substantially all (and at least 80%) of its net assets in bonds and other fixed-income securities included in the Index in weightings that approximate the relative composition of securities contained in the Index. The Fund will maintain a dollar-weighted average maturity consistent with the Index, which generally ranges between five to ten years.

The Index is a broad-based benchmark that measures the investment grade, U.S. dollar-denominated, fixed-rate taxable bond market. The Index includes Treasuries, government-related and corporate securities, mortgage-backed securities (agency fixed-rate mortgage pass-throughs), asset-backed securities, and commercial mortgage-backed securities. As of May 31, 2024, the Index was comprised of 13,545 constituents. It is rebalanced monthly. The Fund generally rebalances its portfolio in accordance with the Index.

NTI uses a “passive” or indexing approach to try to achieve the Fund’s investment objective. Unlike many investment companies, the Fund does not try to “beat” the index it tracks and does not seek temporary defensive positions when markets decline or appear overvalued. NTI will buy and sell securities in response to changes in the Index as well as in response to subscriptions and redemptions.

NTI uses a representative sampling strategy to manage the Fund. “Representative sampling” is investing in a representative sample of securities that collectively has an investment profile similar to that of an index. The Fund may or may not hold all of the securities that are included in the Index. The Fund reserves the right to invest in all of the securities in the Index in approximately the same proportion (i.e., replication) if NTI determines that it is in the best interest of the Fund.

The Fund intends to be diversified in approximately the same proportion as the Index is diversified. The Fund may become “non-diversified,” as defined in the Investment Company Act of 1940 (the “1940 Act”), solely as a result of a change in relative market capitalization or index weighting of one or more constituents of the Index. A “non-diversified” fund can invest a greater percentage of its assets in a small group of issuers or in any one issuer than a diversified fund can.

Shareholder approval will not be sought if the Fund becomes non-diversified due solely to a change in the relative market capitalization or index weighting of one or more constituents of the Index.

In seeking to track the performance of the Index, from time to time the Fund may have a focused investment (i.e., investment exposure comprising more than 15% of its total assets) in one or more particular sectors.

NTI expects that, under normal circumstances, the quarterly performance of the Fund, before fees and expenses, will track the performance of the Index within a 0.95 correlation coefficient.

The Index is created and sponsored by Bloomberg Index Services Limited ("Bloomberg"), as the index provider. Bloomberg determines the composition and relative weightings of the securities in the Index and publishes information regarding the market value of the Index. Bloomberg does not endorse any of the securities in the Index. It is not a sponsor of the Bond Index Fund and is not affiliated with the Fund in any way.

PRINCIPAL RISKS

As with any investment, you could lose all or part of your investment in the Fund, and the Fund's performance could trail that of other investments. The Fund is subject to certain risks, including the principal risks noted below, any of which may adversely affect the Fund's net asset value ("NAV"), yield, total return and ability to meet its investment objective. Each risk noted below is considered a principal risk of investing in the Fund, regardless of the order in which it appears. The significance of each risk factor below may change over time and you should review each risk factor carefully.

MARKET RISK is the risk that the value of the Fund's investments may increase or decrease in response to expected, real or perceived economic, political or financial events in the U.S. or global markets. The frequency and magnitude of such changes in value cannot be predicted. Certain securities and other investments held by the Fund may experience increased volatility, illiquidity, or other potentially adverse effects in response to changing market conditions, inflation, changes in interest rates, lack of liquidity in the bond or equity markets or volatility in the equity markets. Market disruptions caused by local or regional events such as financial institution failures, war, acts of terrorism, the spread of infectious illness (including epidemics and pandemics) or other public health issues, recessions or other events or adverse investor sentiment could have a significant impact on the Fund and its investments. During periods of market disruption or other abnormal market conditions, the Fund's exposure to risks described elsewhere in this summary will likely increase.

TRACKING RISK is the risk that the Fund's performance may vary from the performance of the index it tracks as a result of share purchases and redemptions, transaction costs, expenses and other factors. Market disruptions, regulatory restrictions or other abnormal market conditions could have an adverse effect on the Fund's ability to adjust its exposure to required levels in order to track its Index or cause delays in the Index's rebalancing schedule. During any such delay, it is possible that the Index, and, in turn, the Fund will deviate from the Index's stated methodology and therefore experience returns different than those that would have been achieved under a normal rebalancing or reconstitution schedule.

INDEX RISK is the risk that the Fund would not necessarily buy or sell a security unless that security is added or removed, respectively, from the Index, even if that security generally is underperforming, because unlike many investment companies, the Fund does not utilize an investing strategy that seeks returns in excess of the Index. Additionally, the Fund rebalances its portfolio in accordance with the Index, and, therefore, any changes to the Index's rebalance schedule will result in corresponding changes to the Fund's rebalance schedule.

SAMPLING RISK is the risk that the Fund's use of a representative sampling approach may result in increased tracking error because the securities selected for the Fund in the aggregate may vary from the investment profile of the Index. Additionally, the use of a representative sampling approach may result in the Fund holding a smaller number of securities than the Index, and, as a result, an adverse development to an issuer of securities that the Fund holds could result in a greater decline in NAV than would be the case if the Fund held all of the securities in the Index.

INTEREST RATE RISK is the risk that during periods of rising interest rates, the market value of a Fund's securities will tend to be lower than prevailing market rates and in periods of falling interest rates, the market value of a Fund's securities will tend to be higher. A Fund's yield will vary as short-term securities in its portfolio mature and the proceeds are reinvested in securities with different interest rates. In general, securities with longer maturities or durations are more sensitive to interest rate changes. A general rise in interest rates may cause investors to move out of fixed income securities on a large scale, which could adversely affect the price and liquidity of fixed income securities and could also result in increased redemptions for the Fund. During periods when inflation rates are high or rising, or during periods of low interest rates, the Fund may be subject to a greater risk of rising interest rates. Changing interest rates may have unpredictable effects on the markets and the Fund's investments, may result in heightened market volatility, may impact the liquidity of fixed-income securities and of the Fund, and may detract from Fund performance.

U.S. GOVERNMENT SECURITIES RISK is the risk that the U.S. government will not provide financial support to its agencies, instrumentalities or sponsored enterprises if it is not obligated to do so by law. Certain U.S. government securities purchased by the Fund are neither issued nor guaranteed by the U.S. Treasury and, therefore, may not be backed by the full faith and credit of the United States. The maximum potential liability of the issuers of some U.S. government securities may greatly exceed their current resources, including any legal right to support from the U.S. Treasury. It is possible that the issuers of such securities will not have the funds to meet their payment obligations in the future.

CREDIT (OR DEFAULT) RISK is the risk that the inability or unwillingness of an issuer or guarantor of a fixed-income security, or a counterparty to a repurchase or other transaction, to meet its principal or interest payments or other financial obligations in a timely manner will adversely affect the value of the Fund's investments and its returns. Changes in an issuer's financial strength, the market's perception of an issuer's creditworthiness, or in the credit rating of the issuer or the security may also affect the value of the Fund's investment in that issuer.

ASSET-BACKED AND MORTGAGE-BACKED SECURITIES RISK Asset-backed and mortgage-backed securities may be less liquid than other bonds, and may be more sensitive than other bonds to the market's perception of issuers and creditworthiness of payees, particularly in declining general economic conditions when concern regarding mortgagees' ability to pay (e.g., the ability of homeowners, commercial mortgagees, consumers with student loans, automobile loans or credit card debtholders to make payments on the underlying loan pools) rises, which may result in the Fund experiencing difficulty selling or valuing these securities. In addition, these securities may not be backed by the full faith and credit of the U.S. government, have experienced extraordinary weakness and volatility at various times in recent years, and may decline quickly in the event of a substantial economic or market downturn. Those asset-backed and mortgage-backed securities that are guaranteed as to the timely payment of interest and principal by a government entity, are not guaranteed as to market price, which will fluctuate. Small movements in interest rates (both increases and decreases) may quickly and significantly reduce the value of certain asset-backed and mortgage-backed securities.

An unexpectedly high rate of defaults on the mortgages held by a mortgage pool may adversely affect the value of mortgage-backed securities and could result in losses to the Fund.

Privately issued mortgage-backed securities and asset-backed securities may be less liquid than other types of securities and the Fund may be unable to sell these securities at the time or price it desires. During periods of market stress or high redemptions, the Fund may be forced to sell these securities at

significantly reduced prices, resulting in losses. Liquid privately issued mortgage-backed securities and asset-backed securities can become illiquid during periods of market stress. Privately issued mortgage-related securities are not subject to the same underwriting requirements as those with government or government-sponsored entity guarantees and, therefore, mortgage loans underlying privately issued mortgage-related securities may have less favorable collateral, credit risk, liquidity risk or other underwriting characteristics, and wider variances in interest rate, term, size, purpose and borrower characteristics.

DEBT EXTENSION RISK is the risk that when interest rates rise an issuer will exercise its right to pay principal on certain debt securities held by the Fund later than expected. This will cause the value of the security, and the Fund's NAV, to decrease, and the Fund may lose opportunities to invest in higher yielding securities.

LIQUIDITY RISK is the risk that certain securities may be less liquid than others, which may make them difficult or impossible to sell at the time and the price that the Fund would like and the Fund may have to lower the price, sell other securities instead or forgo an investment opportunity, adversely affecting the value of the Fund's investments and its returns. In addition, less liquid securities may be more difficult to value and markets may become less liquid when there are fewer interested buyers or sellers or when dealers are unwilling or unable to make a market for certain securities, and if the Fund is forced to sell these investments to meet redemption requests or for other cash needs, the Fund may suffer a loss. Banking regulations may also cause certain dealers to reduce their inventories of certain securities, which may further decrease the Fund's ability to buy or sell such securities. All of these risks may increase during periods of market turmoil and could have a negative effect on the Fund's performance.

PREPAYMENT (OR CALL) RISK is the risk that an issuer could exercise its right to pay principal on callable debt securities held by the Fund earlier than expected. Issuers may be more likely to prepay when interest rates fall, when credit spreads change, or when an issuer's credit quality improves. If this happens, the Fund will not benefit from the rise in the market price of the securities that normally accompanies a decline in interest rates, and will be forced to reinvest prepayment proceeds in lower yielding securities, which may reduce the Fund's returns. The Fund may also lose any premium it paid to purchase the securities.

SECTOR RISK is the risk that companies in similar businesses may be similarly affected by particular economic or market events, which may, in certain circumstances, cause the value of securities of all companies in a particular sector of the market to decrease.

VALUATION RISK is the risk that the sale price the Fund could receive for a portfolio security may differ from the Fund's valuation of the security, particularly for securities that trade in low volume or volatile markets or that are valued using a fair value methodology. In addition, the value of the securities in the Fund's portfolio may change on days when shareholders will not be able to purchase or sell the Fund's shares.

NON-DIVERSIFICATION RISK Under the 1940 Act, a fund designated as "diversified" must limit its holdings such that the securities of issuers which individually represent more than 5% of its total assets must in the aggregate represent less than 25% of its total assets. The Fund is "diversified" for purposes of the 1940 Act. However, in seeking to track its Index, the Fund may become "non-diversified," as defined in the 1940 Act, solely as a result of a change in relative market capitalization or index weighting of one or more constituents of the Index. A non-diversified fund can invest a greater portion of its assets in the obligations or securities of a small portion of its assets in the obligations or securities of a small number of issuers or any single issuer than a diversified fund can. In such circumstances, a change in the value of one or a few issuers' securities will therefore affect the value of the Fund more than if it was a diversified fund.

As with any mutual fund, it is possible to lose money on an investment in the Fund. An investment in the Fund is not a deposit of any bank and is not insured or guaranteed by the Federal Deposit Insurance Corporation, any other government agency, or The Northern Trust Company, its affiliates, subsidiaries or any other bank.

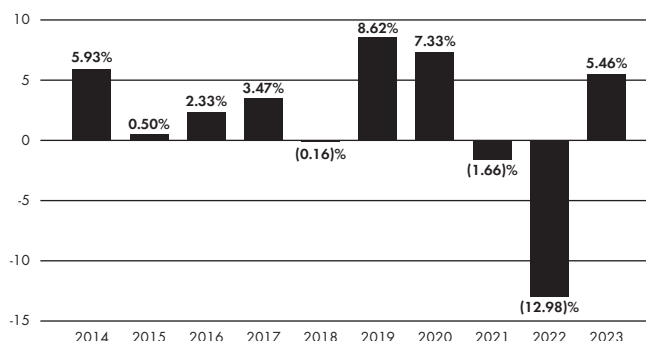
FUND PERFORMANCE

The bar chart and table that follow provide an indication of the risks of investing in the Fund by showing (A) changes in the performance of the Fund from year to year, and (B) how the average annual total returns of the Fund compare to those of a broad-based securities market index.

The Fund's past performance, before and after taxes, is not necessarily an indication of how the Fund will perform in the future.

Updated performance information for the Fund is available and may be obtained on the Fund's website at northerntrust.com/funds or by calling 800-595-9111.

CALENDAR YEAR TOTAL RETURN*



* Year to date total return for the six months ended June 30, 2024 was (0.77)%. For the periods shown in the bar chart above, the highest quarterly return was 6.86% in the fourth quarter of 2023, and the lowest quarterly return was (5.94)% in the first quarter of 2022.

AVERAGE ANNUAL TOTAL RETURN

(For the periods ended December 31, 2023)

	1-Year	5-Year	10-Year
Bond Index Fund			
Returns before taxes	5.46%	1.02%	1.70%
Returns after taxes on distributions	4.07%	(0.13)%	0.54%
Returns after taxes on distributions and sale of Fund shares	3.20%	0.35%	0.82%
Bloomberg U.S. Aggregate Bond Index (reflects no deduction for fees, expenses, or taxes)	5.53%	1.10%	1.81%

After-tax returns are calculated using the historical highest individual federal marginal income tax rates and do not reflect the impact of state and local taxes. Actual after-tax returns depend on an investor's tax situation and may differ from those shown. After-tax returns shown are not relevant to investors who hold their shares through tax-advantaged arrangements, such as 401(k) plans or individual retirement accounts.

In calculating the federal income taxes due on redemptions, capital gains taxes resulting from redemptions are subtracted from the redemption proceeds and the tax benefits from capital losses resulting from the redemptions are added to the redemption proceeds. Under certain circumstances, the addition of the tax benefits from capital losses resulting from redemptions may cause the Returns after taxes on distributions and sale of Fund shares to be greater than the Returns after taxes on distributions or even the Returns before taxes.

MANAGEMENT

INVESTMENT ADVISER AND PORTFOLIO MANAGERS. NTI, an indirect subsidiary of Northern Trust Corporation, serves as the investment adviser of the Bond Index Fund. Kevin J. O'Shaughnessy, Vice President of NTI, Mousumi Chinara, Vice President of NTI, David Alongi, Senior Vice President of NTI, and Michael Chico, Senior Vice President of NTI, have been managers of the Fund since July 2019, July 2023, July 2024, and

July 2024, respectively. The Northern Trust Company, an affiliate of NTI, serves as transfer agent, custodian and sub-administrator to the Fund.

PURCHASE AND SALE OF FUND SHARES

You may purchase Shares Class shares of the Fund by opening an account directly with Northern Funds (the “Trust”) with a minimum initial investment of \$2,500 in the Fund (\$500 for an IRA; \$250 under the Automatic Investment Plan; and \$500 for employees of Northern Trust and its affiliates). The minimum subsequent investment is \$50 (except for reinvestments of distributions for which there is no minimum). The Fund reserves the right to waive these minimums. You may also purchase Shares Class shares of the Fund through an account at Northern Trust (or an affiliate) or an authorized intermediary.

If you purchase, sell (redeem) or exchange Shares Class shares through an authorized intermediary, you may be required to pay a commission and/or other forms of compensation to the intermediary. In addition, an authorized intermediary may impose different investment minimums than those set forth above. The Fund is not responsible for any investment minimums imposed by authorized intermediaries or for notifying shareholders of any changes to them.

On any business day, you may sell (redeem) or exchange shares through your account by contacting your Northern Trust account representative or authorized intermediary. If you purchase shares directly from the Trust, you may sell (redeem) or exchange your shares in one of the following ways:

- By Mail – Send a written request to: Northern Funds, P.O. Box 75986, Chicago, Illinois 60675-5986.
- By Telephone – Authorize the telephone privilege on your New Account Application. Call 800-595-9111 to use the telephone privilege.
- By Wire – Authorize wire redemptions on your New Account Application and have proceeds sent by federal wire transfer to a previously designated bank account (the minimum redemption amount by this method is \$250). You will be charged \$15 for each wire redemption unless the designated bank account is maintained at Northern Trust or an affiliated bank. Call 800-595-9111 for instructions.

- By Systematic Withdrawal – If you own shares of the Fund with a minimum value of \$10,000, you may elect to have a fixed sum redeemed at regular intervals and distributed in cash or reinvested in one or more other funds of the Trust. Call 800-595-9111 for an application form and additional information. The minimum amount is \$250 per withdrawal.
- By Exchange – Complete the Exchange Privilege section of your New Account Application to exchange shares of one fund in the Trust for shares of another fund in the Trust. Shares being exchanged must have a value of at least \$1,000 (\$2,500 if a new account is being established by the exchange, \$500 if the new account is an IRA). Call 800-595-9111 for more information.
- By Internet – You may initiate transactions between Northern Trust banking and Fund accounts by using Northern Trust Private Passport. For details and to sign up for this service, go to northerntrust.com/funds or contact your Relationship Manager.

TAX INFORMATION

The Fund’s distributions are generally taxable to you as ordinary income, capital gains, or a combination of the two, unless you are investing through a tax-exempt or tax-advantaged arrangement, such as a 401(k) plan or an individual retirement account. Distributions may be taxable upon withdrawal from tax-advantaged accounts.

PAYMENTS TO BROKERS-DEALERS AND OTHER FINANCIAL INTERMEDIARIES

If you purchase the Fund through a broker-dealer or other financial intermediary (such as a bank), the Fund and its related companies may pay the intermediary for the sale of Fund shares and related services. These payments may create a conflict of interest by influencing the broker-dealer or other intermediary and your salesperson to recommend the Fund over another investment. Ask your salesperson or visit your financial intermediary’s website for more information.

INVESTMENT OBJECTIVE

The Fund seeks to maximize total return (capital appreciation and income) consistent with reasonable risk.

FEES AND EXPENSES OF THE FUND

This table describes the fees and expenses that you may pay if you buy, hold, and sell shares of the Fund. You may be required to pay commissions and/or other forms of compensation to a financial intermediary for transactions in Shares Class shares, which are not reflected in the tables or the examples below.

Shareholder Fees (fees paid directly from your investment)

None

Annual Fund Operating Expenses (expenses that you pay each year as a percentage of the value of your investment)

	Shares Class
Management Fees	0.38%
Other Expenses	0.13%
Transfer Agent Fees	0.04%
Other Operating Expenses	0.09%
Acquired Fund Fees and Expenses ⁽¹⁾	0.01%
Total Annual Fund Operating Expenses⁽¹⁾	0.52%
Expense Reimbursement ⁽²⁾	(0.10)%
Total Annual Fund Operating Expenses After Expense Reimbursement⁽²⁾	0.42%

⁽¹⁾ The Total Annual Fund Operating Expenses may not correlate to the ratio of expenses to average net assets as reported in the "Financial Highlights" section of the Prospectus, which reflects the operating expenses of the Fund and does not include Acquired Fund Fees and Expenses.

⁽²⁾ Northern Trust Investments, Inc. ("NTI") has contractually agreed to reimburse a portion of the operating expenses of the Fund so that after such reimbursement the Total Annual Fund Operating Expenses of the Fund (excluding (i) acquired fund fees and expenses; (ii) the compensation paid to each Independent Trustee of the Trust; (iii) expenses of third party consultants engaged by the Board of Trustees; (iv) membership dues paid to the Investment Company Institute and Mutual Fund Directors Forum; (v) expenses in connection with the negotiation and renewal of the revolving credit facility; and (vi) extraordinary expenses and interest) do not exceed 0.40%. NTI has also contractually agreed to reimburse the management fees payable by the Fund in an amount equal to the net management fee NTI earns on the amount invested by the Fund in money market funds managed by NTI. These contractual limitations may not be terminated before July 31, 2025 without the approval of the Board of Trustees.

EXAMPLE

The following Example is intended to help you compare the cost of investing in the Fund with the cost of investing in other mutual funds. The Example assumes that you invest \$10,000 in the Fund for the time periods indicated and then redeem all of your shares at the end of those periods. The Example also

assumes that your investment has a 5% return each year and that the Fund's operating expenses remain the same (taking into account the expense reimbursement arrangement for one year, if applicable). Although your actual costs may be higher or lower, based on these assumptions your costs would be:

	1 Year	3 Years	5 Years	10 Years
Shares Class	\$43	\$157	\$281	\$643

PORTFOLIO TURNOVER. The Fund pays transaction costs, such as commissions, when it buys and sells securities (or "turns over" its portfolio). A higher portfolio turnover rate may indicate higher transaction costs and may result in higher taxes when Fund shares are held in a taxable account. These costs, which are not reflected in annual fund operating expenses or in the Example, affect the Fund's performance. During the most recent fiscal year, the Fund's portfolio turnover rate was 78.68% of the average value of its portfolio.

PRINCIPAL INVESTMENT STRATEGIES

The Fund will seek capital appreciation and current income in its attempt to maximize total return. In doing so, the Fund will invest, under normal circumstances, at least 80% of its net assets in bonds and other fixed-income securities. These may include:

- Obligations of the U.S. government or its agencies, instrumentalities or sponsored enterprises, including obligations issued by private issuers that are guaranteed as to principal and interest by the U.S. government, its agencies or instrumentalities;
- Obligations of U.S. state and local governments, and foreign governments;
- Obligations of domestic and foreign banks and corporations;
- Zero coupon bonds and debentures;
- Mortgage and other asset-backed securities;
- Inflation-indexed securities; and
- Stripped securities evidencing ownership of future interest or principal payments on debt obligations.

The Fund invests primarily in the investment grade debt obligations of domestic issuers. Investment grade debt obligations are obligations rated within the top four rating categories by a Nationally Recognized Statistical Rating Organization ("NRSRO") or determined by NTI to be of comparable quality. Credit ratings are determined at the time of purchase. The Fund also may invest up to 25% of its total assets in U.S. dollar denominated investment grade obligations of foreign issuers.

The Fund may also invest in securities that are subject to resale restrictions such as those contained in Rule 144A promulgated under the Securities Act of 1933.

In buying and selling securities for the Fund, NTI uses a relative value approach. This approach involves an analysis of general economic and market conditions. It also involves the use of models that analyze and compare expected returns and assumed risks. Under the relative value approach, NTI will emphasize particular securities and types of securities (such as treasury, agency, asset-backed, mortgage-related and corporate securities) that the team believes will provide a favorable total return in light of these risks.

The Fund's dollar-weighted average maturity, under normal circumstances, will range between three and fifteen years.

NTI may engage in active trading, and will not consider portfolio turnover a limiting factor in making decisions for the Fund.

PRINCIPAL RISKS

As with any investment, you could lose all or part of your investment in the Fund, and the Fund's performance could trail that of other investments. The Fund is subject to certain risks, including the principal risks noted below, any of which may adversely affect the Fund's net asset value ("NAV"), yield, total return and ability to meet its investment objective. Each risk noted below is considered a principal risk of investing in the Fund, regardless of the order in which it appears. The significance of each risk factor below may change over time and you should review each risk factor carefully.

MARKET RISK is the risk that the value of the Fund's investments may increase or decrease in response to expected, real or perceived economic, political or financial events in the U.S. or global markets. The frequency and magnitude of such changes in value cannot be predicted. Certain securities and other investments held by the Fund may experience increased volatility, illiquidity, or other potentially adverse effects in response to changing market conditions, inflation, changes in interest rates, lack of liquidity in the bond or equity markets or volatility in the equity markets. Market disruptions caused by local or regional events such as financial institution failures, war, acts of terrorism, the spread of infectious illness (including epidemics and pandemics) or other public health issues, recessions or other events or adverse investor sentiment could have a significant impact on the Fund and its investments. During periods of market disruption or other abnormal market conditions, the Fund's exposure to risks described elsewhere in this summary will likely increase.

INTEREST RATE RISK is the risk that during periods of rising interest rates, the market value of a Fund's securities will tend to be lower than prevailing market rates and in periods of falling interest rates, the market value of a Fund's securities will tend to be higher. A Fund's yield will vary as short-term securities in its portfolio mature and the proceeds are

reinvested in securities with different interest rates. In general, securities with longer maturities or durations are more sensitive to interest rate changes. A general rise in interest rates may cause investors to move out of fixed income securities on a large scale, which could adversely affect the price and liquidity of fixed income securities and could also result in increased redemptions for the Fund. During periods when inflation rates are high or rising, or during periods of low interest rates, the Fund may be subject to a greater risk of rising interest rates. Changing interest rates may have unpredictable effects on the markets and the Fund's investments, may result in heightened market volatility, may impact the liquidity of fixed-income securities and of the Fund, and may detract from Fund performance.

U.S. GOVERNMENT SECURITIES RISK is the risk that the U.S. government will not provide financial support to its agencies, instrumentalities or sponsored enterprises if it is not obligated to do so by law. Certain U.S. government securities purchased by the Fund are neither issued nor guaranteed by the U.S. Treasury and, therefore, may not be backed by the full faith and credit of the United States. The maximum potential liability of the issuers of some U.S. government securities may greatly exceed their current resources, including any legal right to support from the U.S. Treasury. It is possible that the issuers of such securities will not have the funds to meet their payment obligations in the future.

MUNICIPAL INVESTMENTS RISK is the risk of a municipal security that generally depends on the financial and credit status of the issuer. Constitutional amendments, legislative enactments, executive orders, administrative regulations, voter initiatives, and the issuer's regional economic conditions may affect the municipal security's value, interest payments, repayment of principal and the Fund's ability to sell the security. The Fund may be more sensitive to adverse economic, business, political or public health developments if it focuses its assets in municipal bonds that are issued to finance similar projects (such as those relating to education, health care, housing, transportation, and utilities), industrial development bonds, in particular types of municipal securities (such as general obligation bonds, private activity bonds and moral obligation bonds), or in municipal securities of a particular state or territory. While income earned on municipal securities is generally not subject to federal tax, the failure of a municipal security issuer to comply with applicable tax requirements may make income paid thereon taxable, resulting in a decline in the security's value. In addition, there could be changes in applicable tax laws or tax treatments that reduce or eliminate the current federal income tax exemption on municipal securities or otherwise adversely affect the current federal or state tax status of municipal securities. The secondary market for municipal obligations also tends to be less well-developed and less liquid than many other securities markets, which may

limit the Fund's ability to sell its municipal obligations at attractive prices. Further, inventories of municipal securities held by brokers and dealers have decreased in recent years, lessening their ability to make a market in these securities, which has resulted in increased municipal security price volatility and trading costs, particularly during periods of economic or market stress.

CREDIT (OR DEFAULT) RISK is the risk that the inability or unwillingness of an issuer or guarantor of a fixed-income security, or a counterparty to a repurchase or other transaction, to meet its principal or interest payments or other financial obligations in a timely manner will adversely affect the value of the Fund's investments and its returns. Changes in an issuer's financial strength, the market's perception of an issuer's creditworthiness, or in the credit rating of the issuer or the security may also affect the value of the Fund's investment in that issuer.

ASSET-BACKED AND MORTGAGE-BACKED SECURITIES RISK Asset-backed and mortgage-backed securities may be less liquid than other bonds, and may be more sensitive than other bonds to the market's perception of issuers and creditworthiness of payees, particularly in declining general economic conditions when concern regarding mortgagees' ability to pay (e.g., the ability of homeowners, commercial mortgagees, consumers with student loans, automobile loans or credit card debt holders to make payments on the underlying loan pools) rises, which may result in the Fund experiencing difficulty selling or valuing these securities. In addition, these securities may not be backed by the full faith and credit of the U.S. government, have experienced extraordinary weakness and volatility at various times in recent years, and may decline quickly in the event of a substantial economic or market downturn. Those asset-backed and mortgage-backed securities that are guaranteed as to the timely payment of interest and principal by a government entity, are not guaranteed as to market price, which will fluctuate. Small movements in interest rates (both increases and decreases) may quickly and significantly reduce the value of certain asset-backed and mortgage-backed securities.

An unexpectedly high rate of defaults on the mortgages held by a mortgage pool may adversely affect the value of mortgage-backed securities and could result in losses to the Fund. Privately issued mortgage-backed securities and asset-backed securities may be less liquid than other types of securities and the Fund may be unable to sell these securities at the time or price it desires. During periods of market stress or high redemptions, the Fund may be forced to sell these securities at significantly reduced prices, resulting in losses. Liquid privately issued mortgage-backed securities and asset-backed securities can become illiquid during periods of market stress. Privately issued mortgage-related securities are not subject to the same underwriting requirements as those with government or government-sponsored entity guarantees and, therefore,

mortgage loans underlying privately issued mortgage-related securities may have less favorable collateral, credit risk, liquidity risk or other underwriting characteristics, and wider variances in interest rate, term, size, purpose and borrower characteristics. The Fund may invest in mortgage pools that include subprime mortgages, which are loans made to borrowers with weakened credit histories or with lower capacity to make timely payments on their mortgages. Liquidity and credit risks are even greater for mortgage pools that include subprime mortgages.

SOVEREIGN DEBT RISK is the risk that the Fund may invest in securities issued or guaranteed by foreign governmental entities (known as sovereign debt securities). These investments are subject to the risk of payment delays or defaults, due, for example, to cash flow problems, insufficient foreign currency reserves, political considerations, large debt positions relative to the country's economy or failure to implement economic reforms. There is no legal or bankruptcy process for collecting sovereign debt.

ZERO COUPON OR PAY-IN-KIND SECURITIES RISK The value, interest rates, and liquidity of non-cash paying instruments, such as zero coupon and pay-in-kind securities, are subject to greater fluctuation than other types of securities. The higher yields and interest rates on pay-in-kind securities reflect the payment deferral and increased credit risk associated with such instruments and that such investments may represent a higher credit risk than loans that periodically pay interest.

RESTRICTED SECURITIES RISK is the risk that limitations on the resale of restricted securities or other securities exempt from certain registration requirements, such as Rule 144A securities, may have an adverse effect on their marketability and may prevent the Fund from disposing of them promptly or at desirable prices. There can be no assurance that a trading market will exist at any time for any particular restricted security. Transaction costs may be higher for restricted securities and such securities may be difficult to value and may have significant volatility.

SECTOR RISK is the risk that companies in similar businesses may be similarly affected by particular economic or market events, which may, in certain circumstances, cause the value of securities of all companies in a particular sector of the market to decrease.

FOREIGN SECURITIES RISK is the risk that investing in foreign (non-U.S.) securities may result in the Fund experiencing more rapid and extreme changes in value than a fund that invests exclusively in securities of U.S. companies, due to less liquid markets, and adverse economic, political, diplomatic, financial, and regulatory factors. Foreign governments may impose limitations on foreigners' ownership of interests in local issuers, restrictions on the ability to repatriate assets, and may also impose taxes. Any of these events could cause the value of the

Fund's investments to decline. Foreign banks, agents and securities depositories that hold the Fund's foreign assets may be subject to little or no regulatory oversight over, or independent evaluation, of their operations. Additional costs associated with investments in foreign securities may include higher custodial fees than those applicable to domestic custodial arrangements.

MANAGEMENT RISK is the risk that a strategy used by the Fund's investment adviser may fail to produce the intended results or that imperfections, errors or limitations in the tools and data used by the investment adviser may cause unintended results.

DEBT EXTENSION RISK is the risk that when interest rates rise an issuer will exercise its right to pay principal on certain debt securities held by the Fund later than expected. This will cause the value of the security, and the Fund's NAV, to decrease, and the Fund may lose opportunities to invest in higher yielding securities.

INFLATION-INDEXED SECURITIES RISK is the risk that interest payments on inflation-indexed securities can be unpredictable and will vary as the principal and/or interest is periodically adjusted based on the rate of inflation. If the index measuring inflation falls, the interest payable on these securities will be reduced.

LIQUIDITY RISK is the risk that certain securities may be less liquid than others, which may make them difficult or impossible to sell at the time and the price that the Fund would like and the Fund may have to lower the price, sell other securities instead or forgo an investment opportunity, adversely affecting the value of the Fund's investments and its returns. In addition, less liquid securities may be more difficult to value and markets may become less liquid when there are fewer interested buyers or sellers or when dealers are unwilling or unable to make a market for certain securities, and if the Fund is forced to sell these investments to meet redemption requests or for other cash needs, the Fund may suffer a loss. Banking regulations may also cause certain dealers to reduce their inventories of certain securities, which may further decrease the Fund's ability to buy or sell such securities. All of these risks may increase during periods of market turmoil and could have a negative effect on the Fund's performance.

PORTFOLIO TURNOVER RISK is the risk that high portfolio turnover, including investments made on a shorter-term basis or instruments with a maturity of one year or less at the time of acquisition, may lead to increased Fund expenses that may result in lower investment returns. High portfolio turnover may also result in higher short-term capital gains taxable to shareholders.

PREPAYMENT (OR CALL) RISK is the risk that an issuer could exercise its right to pay principal on callable debt securities held by the Fund earlier than expected. Issuers may be more likely to prepay when interest rates fall, when credit spreads change, or

when an issuer's credit quality improves. If this happens, the Fund will not benefit from the rise in the market price of the securities that normally accompanies a decline in interest rates, and will be forced to reinvest prepayment proceeds in lower yielding securities, which may reduce the Fund's returns. The Fund may also lose any premium it paid to purchase the securities.

VALUATION RISK is the risk that the sale price the Fund could receive for a portfolio security may differ from the Fund's valuation of the security, particularly for securities that trade in low volume or volatile markets or that are valued using a fair value methodology. In addition, the value of the securities in the Fund's portfolio may change on days when shareholders will not be able to purchase or sell the Fund's shares.

As with any mutual fund, it is possible to lose money on an investment in the Fund. An investment in the Fund is not a deposit of any bank and is not insured or guaranteed by the Federal Deposit Insurance Corporation, any other government agency, or The Northern Trust Company, its affiliates, subsidiaries or any other bank.

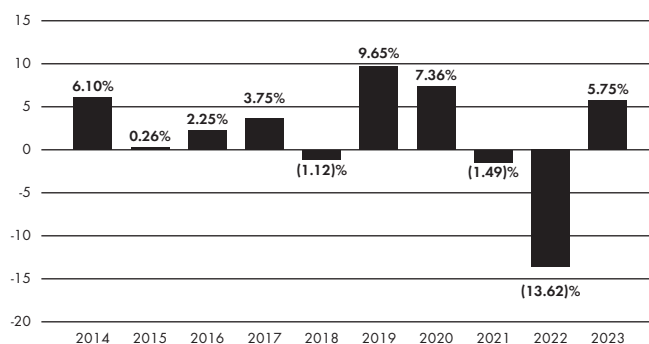
FUND PERFORMANCE

The bar chart and table that follow provide an indication of the risks of investing in the Fund by showing (A) changes in the performance of the Fund from year to year, and (B) how the average annual total returns of the Fund compare to those of a broad-based securities market index.

The Fund's past performance, before and after taxes, is not necessarily an indication of how the Fund will perform in the future.

Updated performance information for the Fund is available and may be obtained on the Fund's website at northerntrust.com/funds or by calling 800-595-9111.

CALENDAR YEAR TOTAL RETURN*



* Year to date total return for the six months ended June 30, 2024 was (0.42)%. For the periods shown in the bar chart above, the highest quarterly return was 6.95% in the fourth quarter of 2023, and the lowest quarterly return was (6.22)% in the first quarter of 2022.

AVERAGE ANNUAL TOTAL RETURN

(For the periods ended December 31, 2023)

	1-Year	5-Year	10-Year
Shares Class			
Returns before taxes	5.75%	1.16%	1.69%
Returns after taxes on distributions	4.17%	(0.02)%	0.49%
Returns after taxes on distributions and sale of Fund shares	3.37%	0.41%	0.78%
Bloomberg U.S. Aggregate Bond Index (reflects no deduction for fees, expenses, or taxes)	5.53%	1.10%	1.81%

After-tax returns are calculated using the historical highest individual federal marginal income tax rates and do not reflect the impact of state and local taxes. Actual after-tax returns depend on an investor's tax situation and may differ from those shown. After-tax returns shown are not relevant to investors who hold their shares through tax-advantaged arrangements, such as 401(k) plans or individual retirement accounts.

In calculating the federal income taxes due on redemptions, capital gains taxes resulting from redemptions are subtracted from the redemption proceeds and the tax benefits from capital losses resulting from the redemptions are added to the redemption proceeds. Under certain circumstances, the addition of the tax benefits from capital losses resulting from redemptions may cause the Returns after taxes on distributions and sale of Fund shares to be greater than the Returns after taxes on distributions or even the Returns before taxes.

MANAGEMENT

INVESTMENT ADVISER AND PORTFOLIO MANAGERS. NTI, an indirect subsidiary of Northern Trust Corporation, serves as the investment adviser of the Core Bond Fund. Christian Roth, Executive Vice President of NTI, Bilal Memon, Senior Vice President of NTI, Chaitanya Mandavakuriti, Senior Vice President of NTI, and Antulio Bomfim, Senior Vice President of NTI, have been managers of the Fund since July 2024, July 2023, July 2024 and July 2023, respectively. The Northern Trust Company, an affiliate of NTI, serves as transfer agent, custodian and sub-administrator to the Fund.

PURCHASE AND SALE OF FUND SHARES

You may purchase Shares Class shares of the Fund by opening an account directly with Northern Funds (the "Trust") with a minimum initial investment of \$2,500 in the Fund (\$500 for an IRA; \$250 under the Automatic Investment Plan; and \$500 for employees of Northern Trust and its affiliates). The minimum subsequent investment is \$50 (except for reinvestments of distributions for which there is no minimum). The Fund reserves the right to waive these minimums. You may also purchase Shares Class shares of the Fund through an account at Northern Trust (or an affiliate) or an authorized intermediary.

If you purchase, sell (redeem) or exchange Shares Class shares through an authorized intermediary, you may be required to

pay a commission and/or other forms of compensation to the intermediary. In addition, an authorized intermediary may impose different investment minimums than those set forth above. The Fund is not responsible for any investment minimums imposed by authorized intermediaries or for notifying shareholders of any changes to them.

On any business day, you may sell (redeem) or exchange shares through your account by contacting your Northern Trust account representative or authorized intermediary. If you purchase shares directly from the Trust, you may sell (redeem) or exchange your shares in one of the following ways:

- By Mail – Send a written request to: Northern Funds, P.O. Box 75986, Chicago, Illinois 60675-5986.
- By Telephone – Authorize the telephone privilege on your New Account Application. Call 800-595-9111 to use the telephone privilege.
- By Wire – Authorize wire redemptions on your New Account Application and have proceeds sent by federal wire transfer to a previously designated bank account (the minimum redemption amount by this method is \$250). You will be charged \$15 for each wire redemption unless the designated bank account is maintained at Northern Trust or an affiliated bank. Call 800-595-9111 for instructions.
- By Systematic Withdrawal – If you own shares of the Fund with a minimum value of \$10,000, you may elect to have a fixed sum redeemed at regular intervals and distributed in cash or reinvested in one or more other funds of the Trust. Call 800-595-9111 for an application form and additional information. The minimum amount is \$250 per withdrawal.
- By Exchange – Complete the Exchange Privilege section of your New Account Application to exchange shares of one fund in the Trust for shares of another fund in the Trust. Shares being exchanged must have a value of at least \$1,000 (\$2,500 if a new account is being established by the exchange, \$500 if the new account is an IRA). Call 800-595-9111 for more information.
- By Internet – You may initiate transactions between Northern Trust banking and Fund accounts by using Northern Trust Private Passport. For details and to sign up for this service, go to northerntrust.com/funds or contact your Relationship Manager.

TAX INFORMATION

The Fund's distributions are generally taxable to you as ordinary income, capital gains, or a combination of the two, unless you are investing through a tax-exempt or tax-advantaged arrangement, such as a 401(k) plan or an individual retirement account. Distributions may be taxable upon withdrawal from tax-advantaged accounts.

**PAYMENTS TO BROKERS-DEALERS AND OTHER
FINANCIAL INTERMEDIARIES**

If you purchase the Fund through a broker-dealer or other financial intermediary (such as a bank), the Fund and its related companies may pay the intermediary for the sale of Fund shares and related services. These payments may create a conflict of interest by influencing the broker-dealer or other intermediary and your salesperson to recommend the Fund over another investment. Ask your salesperson or visit your financial intermediary's website for more information.

INVESTMENT OBJECTIVE

The Fund seeks to maximize total return (capital appreciation and income) consistent with reasonable risk.

FEES AND EXPENSES OF THE FUND

This table describes the fees and expenses that you may pay if you buy, hold, and sell shares of the Fund. You may be required to pay commissions and/or other forms of compensation to a financial intermediary for transactions in Shares Class shares, which are not reflected in the tables or the examples below.

Shareholder Fees (fees paid directly from your investment)

None

Annual Fund Operating Expenses (expenses that you pay each year as a percentage of the value of your investment)

	Shares Class
Management Fees	0.43%
Other Expenses	0.08%
Transfer Agent Fees	0.04%
Other Operating Expenses	0.04%
Total Annual Fund Operating Expenses	0.51%
Expense Reimbursement ⁽¹⁾	(0.06)%
Total Annual Fund Operating Expenses After Expense Reimbursement⁽¹⁾	0.45%

⁽¹⁾ Northern Trust Investments, Inc. ("NTI") has contractually agreed to reimburse a portion of the operating expenses of the Fund so that after such reimbursement the Total Annual Fund Operating Expenses of the Fund (excluding (i) acquired fund fees and expenses; (ii) the compensation paid to each Independent Trustee of the Trust; (iii) expenses of third party consultants engaged by the Board of Trustees; (iv) membership dues paid to the Investment Company Institute and Mutual Fund Directors Forum; (v) expenses in connection with the negotiation and renewal of the revolving credit facility; and (vi) extraordinary expenses and interest) do not exceed 0.45%. NTI has also contractually agreed to reimburse the management fees payable by the Fund in an amount equal to the net management fee NTI earns on the amount invested by the Fund in money market funds managed by NTI, and to reimburse a portion of the operating expenses of the Fund in an amount equal to the acquired fund fees and expenses arising from the Fund's investments in other non-money market funds or exchange-traded funds managed by NTI. These contractual limitations may not be terminated before July 31, 2025 without the approval of the Board of Trustees.

EXAMPLE

The following Example is intended to help you compare the cost of investing in the Fund with the cost of investing in other mutual funds. The Example assumes that you invest \$10,000 in the Fund for the time periods indicated and then redeem all of your shares at the end of those periods. The Example also assumes that your investment has a 5% return each year and that the Fund's operating expenses remain the same (taking

into account the expense reimbursement arrangement for one year, if applicable). Although your actual costs may be higher or lower, based on these assumptions your costs would be:

	1 Year	3 Years	5 Years	10 Years
Shares Class	\$46	\$158	\$279	\$635

PORTFOLIO TURNOVER. The Fund pays transaction costs, such as commissions, when it buys and sells securities (or "turns over" its portfolio). A higher portfolio turnover rate may indicate higher transaction costs and may result in higher taxes when Fund shares are held in a taxable account. These costs, which are not reflected in annual fund operating expenses or in the Example, affect the Fund's performance. During the most recent fiscal year, the Fund's portfolio turnover rate was 81.39% of the average value of its portfolio.

PRINCIPAL INVESTMENT STRATEGIES

The Fund will seek capital appreciation and current income in its attempt to maximize total return. In doing so, the Fund will invest, under normal circumstances, at least 80% of its net assets in bonds and other fixed-income securities. These may include:

- Obligations of the U.S. government or its agencies, instrumentalities or sponsored enterprises, including obligations that are issued by private issuers that are guaranteed as to principal and interest by the U.S. government, its agencies or instrumentalities;
- Obligations of U.S. state and local governments, and foreign governments;
- Obligations of domestic and foreign banks and corporations;
- Zero coupon bonds, debentures, convertible securities and loan participations;
- Mortgage and other asset-backed securities;
- Inflation-indexed securities; and
- Stripped securities evidencing ownership of future interest or principal payments on debt obligations.

The Fund may also seek to obtain exposure to these securities through investments in affiliated or unaffiliated investment companies, including exchange-traded funds ("ETFs"). The Fund primarily invests in investment grade domestic debt obligations (i.e., obligations rated within the top four rating categories by a Nationally Recognized Statistical Rating Organization ("NRSRO") or of comparable quality as determined by NTI). However, the Fund may invest up to 20% of its total assets in domestic and foreign debt obligations that are rated below-investment grade (commonly referred to as "junk bonds"). Credit ratings are determined at the time of purchase.

The Fund may also invest in securities that are subject to resale restrictions such as those contained in Rule 144A promulgated under the Securities Act of 1933.

In buying and selling securities for the Fund, NTI uses a relative value approach. This approach involves an analysis of general economic and market conditions. It also involves the use of models that analyze and compare expected returns and assumed risks. Under the relative value approach, NTI will emphasize particular securities and types of securities (such as treasury, agency, asset-backed, mortgage-related and corporate securities) that the team believes will provide a favorable return in light of these risks.

The Fund's dollar-weighted average maturity, under normal circumstances, will range between three and fifteen years. From time to time the Fund may have a focused investment (i.e., investment exposure comprising more than 15% of its total assets) in one or more particular sectors. As of March 31, 2024, the Fund had focused investments in the financials and industrials sectors.

NTI may engage in active trading, and will not consider portfolio turnover a limiting factor in making decisions for the Fund.

PRINCIPAL RISKS

As with any investment, you could lose all or part of your investment in the Fund, and the Fund's performance could trail that of other investments. The Fund is subject to certain risks, including the principal risks noted below, any of which may adversely affect the Fund's net asset value ("NAV"), yield, total return and ability to meet its investment objective. Each risk noted below is considered a principal risk of investing in the Fund, regardless of the order in which it appears. The significance of each risk factor below may change over time and you should review each risk factor carefully.

MARKET RISK is the risk that the value of the Fund's investments may increase or decrease in response to expected, real or perceived economic, political or financial events in the U.S. or global markets. The frequency and magnitude of such changes in value cannot be predicted. Certain securities and other investments held by the Fund may experience increased volatility, illiquidity, or other potentially adverse effects in response to changing market conditions, inflation, changes in interest rates, lack of liquidity in the bond or equity markets or volatility in the equity markets. Market disruptions caused by local or regional events such as financial institution failures, war, acts of terrorism, the spread of infectious illness (including epidemics and pandemics) or other public health issues, recessions or other events or adverse investor sentiment could have a significant impact on the Fund and its investments. During periods of market disruption or other abnormal market

conditions, the Fund's exposure to risks described elsewhere in this summary will likely increase.

INTEREST RATE RISK is the risk that during periods of rising interest rates, the market value of a Fund's securities will tend to be lower than prevailing market rates and in periods of falling interest rates, the market value of a Fund's securities will tend to be higher. A Fund's yield will vary as short-term securities in its portfolio mature and the proceeds are reinvested in securities with different interest rates. In general, securities with longer maturities or durations are more sensitive to interest rate changes. A general rise in interest rates may cause investors to move out of fixed income securities on a large scale, which could adversely affect the price and liquidity of fixed income securities and could also result in increased redemptions for the Fund. During periods when inflation rates are high or rising, or during periods of low interest rates, the Fund may be subject to a greater risk of rising interest rates. Changing interest rates may have unpredictable effects on the markets and the Fund's investments, may result in heightened market volatility, may impact the liquidity of fixed-income securities and of the Fund, and may detract from Fund performance.

U.S. GOVERNMENT SECURITIES RISK is the risk that the U.S. government will not provide financial support to its agencies, instrumentalities or sponsored enterprises if it is not obligated to do so by law. Certain U.S. government securities purchased by the Fund are neither issued nor guaranteed by the U.S. Treasury and, therefore, may not be backed by the full faith and credit of the United States. The maximum potential liability of the issuers of some U.S. government securities may greatly exceed their current resources, including any legal right to support from the U.S. Treasury. It is possible that the issuers of such securities will not have the funds to meet their payment obligations in the future.

MUNICIPAL INVESTMENTS RISK is the risk of a municipal security that generally depends on the financial and credit status of the issuer. Constitutional amendments, legislative enactments, executive orders, administrative regulations, voter initiatives, and the issuer's regional economic conditions may affect the municipal security's value, interest payments, repayment of principal and the Fund's ability to sell the security. The Fund may be more sensitive to adverse economic, business, political or public health developments if it focuses its assets in municipal bonds that are issued to finance similar projects (such as those relating to education, health care, housing, transportation, and utilities), industrial development bonds, in particular types of municipal securities (such as general obligation bonds, private activity bonds and moral obligation bonds), or in municipal securities of a particular state or territory. While income earned on municipal securities is generally not subject to federal tax, the failure of a municipal security issuer to comply with applicable tax requirements may

make income paid thereon taxable, resulting in a decline in the security's value. In addition, there could be changes in applicable tax laws or tax treatments that reduce or eliminate the current federal income tax exemption on municipal securities or otherwise adversely affect the current federal or state tax status of municipal securities. The secondary market for municipal obligations also tends to be less well-developed and less liquid than many other securities markets, which may limit the Fund's ability to sell its municipal obligations at attractive prices. Further, inventories of municipal securities held by brokers and dealers have decreased in recent years, lessening their ability to make a market in these securities, which has resulted in increased municipal security price volatility and trading costs, particularly during periods of economic or market stress.

MANAGEMENT RISK is the risk that a strategy used by the Fund's investment adviser may fail to produce the intended results or that imperfections, errors or limitations in the tools and data used by the investment adviser may cause unintended results.

CREDIT (OR DEFAULT) RISK is the risk that the inability or unwillingness of an issuer or guarantor of a fixed-income security, or a counterparty to a repurchase or other transaction, to meet its principal or interest payments or other financial obligations in a timely manner will adversely affect the value of the Fund's investments and its returns. Changes in an issuer's financial strength, the market's perception of an issuer's creditworthiness, or in the credit rating of the issuer or the security may also affect the value of the Fund's investment in that issuer.

ASSET-BACKED AND MORTGAGE-BACKED SECURITIES RISK Asset-backed and mortgage-backed securities may be less liquid than other bonds, and may be more sensitive than other bonds to the market's perception of issuers and creditworthiness of payees, particularly in declining general economic conditions when concern regarding mortgagees' ability to pay (e.g., the ability of homeowners, commercial mortgagees, consumers with student loans, automobile loans or credit card debtholders to make payments on the underlying loan pools) rises, which may result in the Fund experiencing difficulty selling or valuing these securities. In addition, these securities may not be backed by the full faith and credit of the U.S. government, have experienced extraordinary weakness and volatility at various times in recent years, and may decline quickly in the event of a substantial economic or market downturn. Those asset-backed and mortgage-backed securities that are guaranteed as to the timely payment of interest and principal by a government entity, are not guaranteed as to market price, which will fluctuate. Small movements in interest rates (both increases and decreases) may quickly and significantly reduce the value of certain asset-backed and mortgage-backed securities.

An unexpectedly high rate of defaults on the mortgages held by a mortgage pool may adversely affect the value of mortgage-backed securities and could result in losses to the Fund. Privately issued mortgage-backed securities and asset-backed securities may be less liquid than other types of securities and the Fund may be unable to sell these securities at the time or price it desires. During periods of market stress or high redemptions, the Fund may be forced to sell these securities at significantly reduced prices, resulting in losses. Liquid privately issued mortgage-backed securities and asset-backed securities can become illiquid during periods of market stress. Privately issued mortgage-related securities are not subject to the same underwriting requirements as those with government or government-sponsored entity guarantees and, therefore, mortgage loans underlying privately issued mortgage-related securities may have less favorable collateral, credit risk, liquidity risk or other underwriting characteristics, and wider variances in interest rate, term, size, purpose and borrower characteristics. The Fund may invest in mortgage pools that include subprime mortgages, which are loans made to borrowers with weakened credit histories or with lower capacity to make timely payments on their mortgages. Liquidity and credit risks are even greater for mortgage pools that include subprime mortgages.

SOVEREIGN DEBT RISK is the risk that the Fund may invest in securities issued or guaranteed by foreign governmental entities (known as sovereign debt securities). These investments are subject to the risk of payment delays or defaults, due, for example, to cash flow problems, insufficient foreign currency reserves, political considerations, large debt positions relative to the country's economy or failure to implement economic reforms. There is no legal or bankruptcy process for collecting sovereign debt.

ZERO COUPON OR PAY-IN-KIND SECURITIES RISK The value, interest rates, and liquidity of non-cash paying instruments, such as zero coupon and pay-in-kind securities, are subject to greater fluctuation than other types of securities. The higher yields and interest rates on pay-in-kind securities reflect the payment deferral and increased credit risk associated with such instruments and that such investments may represent a higher credit risk than loans that periodically pay interest.

CONVERTIBLE SECURITIES RISK The market values of convertible securities are affected by market interest rates, the risk of actual issuer default on interest or principal payments and the value of the underlying common stock into which the convertible security may be converted. Additionally, a convertible security is subject to the same types of market and issuer risks as apply to the underlying common stock. Certain convertible securities are subject to involuntary conversions and may undergo principal write-downs upon the occurrence

of triggering events, and, as a result, are subject to an increased risk of loss. Convertible securities may be rated below investment grade.

LOAN PARTICIPATIONS RISK A loan participation agreement involves the purchase of a share of a loan made by a bank to a company in return for a corresponding share of a borrower's principal and interest payments. The principal risk associated with acquiring loan participation interests is the credit risk associated with the underlying corporate borrower. There is also a risk that there may not be a readily available market for loan participation interests and, in some cases, this could result in the Fund disposing of such securities at a substantial discount from face value or holding such securities until maturity.

RESTRICTED SECURITIES RISK is the risk that limitations on the resale of restricted securities or other securities exempt from certain registration requirements, such as Rule 144A securities, may have an adverse effect on their marketability and may prevent the Fund from disposing of them promptly or at desirable prices. There can be no assurance that a trading market will exist at any time for any particular restricted security. Transaction costs may be higher for restricted securities and such securities may be difficult to value and may have significant volatility.

SECTOR RISK is the risk that companies in similar businesses may be similarly affected by particular economic or market events, which may, in certain circumstances, cause the value of securities of all companies in a particular sector of the market to decrease.

- **FINANCIALS SECTOR RISK** is the risk that companies in the financials sector can be significantly affected by changes in interest rates, government regulation, the rate of corporate and consumer debt defaulted, price competition, and the availability and cost of capital, among other factors.
- **INDUSTRIALS SECTOR RISK** is the risk that companies in the industrials sector may be significantly affected by, among other things, worldwide economic growth, supply and demand for specific products and services, rapid technological developments, international political and economic developments, environmental issues, and tax and governmental regulatory policies.

DEBT EXTENSION RISK is the risk that when interest rates rise an issuer will exercise its right to pay principal on certain debt securities held by the Fund later than expected. This will cause the value of the security, and the Fund's NAV, to decrease, and the Fund may lose opportunities to invest in higher yielding securities.

FOREIGN SECURITIES RISK is the risk that investing in foreign (non-U.S.) securities may result in the Fund experiencing more rapid and extreme changes in value than a fund that invests

exclusively in securities of U.S. companies, due to less liquid markets and adverse economic, political, diplomatic, financial, and regulatory factors. Foreign governments may impose limitations on foreigners' ownership of interests in local issuers, restrictions on the ability to repatriate assets, and may also impose taxes. Any of these events could cause the value of the Fund's investments to decline. Foreign banks, agents and securities depositories that hold the Fund's foreign assets may be subject to little or no regulatory oversight over, or independent evaluation, of their operations. Additional costs associated with investments in foreign securities may include higher custodial fees than those applicable to domestic custodial arrangements and transaction costs of foreign currency conversions. Unless the Fund has hedged its foreign currency exposure, foreign securities risk also involves the risk of negative foreign currency rate fluctuations, which may cause the value of securities denominated in such foreign currency (or other instruments through which the Fund has exposure to foreign currencies) to decline in value. Currency exchange rates may fluctuate significantly over short periods of time. Currency hedging strategies, if used, are not always successful. For instance, forward foreign currency exchange contracts, if used by the Fund, could reduce performance if there are unanticipated changes in currency exchange rates.

HIGH-YIELD RISK is the risk that the Fund's below-investment grade fixed-income securities, sometimes known as "junk bonds," will be subject to greater credit risk, price volatility and risk of loss than investment grade securities, which can adversely impact the Fund's return and NAV. High yield securities are considered highly speculative and are subject to the increased risk of an issuer's inability to make principal and interest payments.

INFLATION-INDEXED SECURITIES RISK is the risk that interest payments on inflation-indexed securities can be unpredictable and will vary as the principal and/or interest is periodically adjusted based on the rate of inflation. If the index measuring inflation falls, the interest payable on these securities will be reduced.

INVESTMENT COMPANY RISK is the risk that the Fund will be subject to the risks associated with investments in registered investment companies, including ETFs (together, "Underlying Funds"), such as the possibility that the value of the securities or instruments held by the Underlying Funds could decrease. In addition, passively managed Underlying Funds may not track the performance of their respective reference assets and may hold troubled securities or other investments. Investments in Underlying Funds may involve duplication of management fees and certain other expenses, as the Fund indirectly bears its proportionate share of any expenses paid by the Underlying Funds in which it invests. Further, investments in ETFs are subject to the following additional risks: (1) an ETF's shares may trade above or below its net asset value; (2) an active

trading market for the ETF's shares may not develop or be maintained; and (3) trading an ETF's shares may be halted by the listing exchange. NTI may be subject to potential conflicts of interest with respect to investments in affiliated Underlying Funds, which are Underlying Funds managed by NTI or its affiliates, because the fees paid to NTI by some affiliated Underlying Funds may be higher than the fees paid by other Underlying Funds.

LIQUIDITY RISK is the risk that certain securities may be less liquid than others, which may make them difficult or impossible to sell at the time and the price that the Fund would like and the Fund may have to lower the price, sell other securities instead or forgo an investment opportunity, adversely affecting the value of the Fund's investments and its returns. In addition, less liquid securities may be more difficult to value and markets may become less liquid when there are fewer interested buyers or sellers or when dealers are unwilling or unable to make a market for certain securities, and if the Fund is forced to sell these investments to meet redemption requests or for other cash needs, the Fund may suffer a loss. Banking regulations may also cause certain dealers to reduce their inventories of certain securities, which may further decrease the Fund's ability to buy or sell such securities. All of these risks may increase during periods of market turmoil and could have a negative effect on the Fund's performance.

PORTFOLIO TURNOVER RISK is the risk that high portfolio turnover, including investments made on a shorter-term basis or instruments with a maturity of one year or less at the time of acquisition, may lead to increased Fund expenses that may result in lower investment returns. High portfolio turnover may also result in higher short-term capital gains taxable to shareholders.

PREPAYMENT (OR CALL) RISK is the risk that an issuer could exercise its right to pay principal on callable debt securities held by the Fund earlier than expected. Issuers may be more likely to prepay when interest rates fall, when credit spreads change, or when an issuer's credit quality improves. If this happens, the Fund will not benefit from the rise in the market price of the securities that normally accompanies a decline in interest rates, and will be forced to reinvest prepayment proceeds in lower yielding securities, which may reduce the Fund's returns. The Fund may also lose any premium it paid to purchase the securities.

VALUATION RISK is the risk that the sale price the Fund could receive for a portfolio security may differ from the Fund's valuation of the security, particularly for securities that trade in low volume or volatile markets or that are valued using a fair value methodology. In addition, the value of the securities in the Fund's portfolio may change on days when shareholders will not be able to purchase or sell the Fund's shares.

As with any mutual fund, it is possible to lose money on an investment in the Fund. An investment in the Fund is not a deposit of any bank and is not insured or guaranteed by the Federal Deposit Insurance Corporation, any other government agency, or The Northern Trust Company, its affiliates, subsidiaries or any other bank.

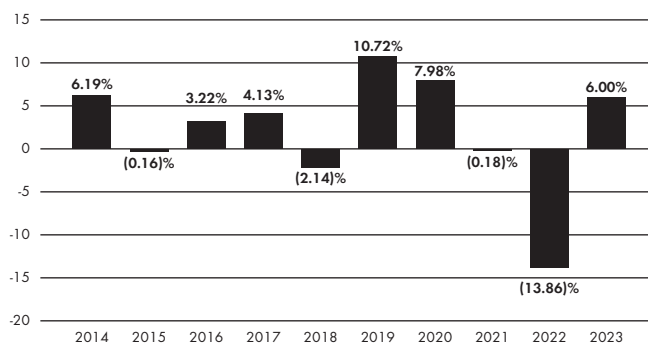
FUND PERFORMANCE

The bar chart and table that follow provide an indication of the risks of investing in the Fund by showing (A) changes in the performance of the Fund from year to year, and (B) how the average annual total returns of the Fund compare to those of a broad-based securities market index.

The Fund's past performance, before and after taxes, is not necessarily an indication of how the Fund will perform in the future.

Updated performance information for the Fund is available and may be obtained on the Fund's website at northerntrust.com/funds or by calling 800-595-9111.

CALENDAR YEAR TOTAL RETURN*



* Year to date total return for the six months ended June 30, 2024 was (0.39)%. For the periods shown in the bar chart above, the highest quarterly return was 7.11% in the fourth quarter of 2023, and the lowest quarterly return was (6.35)% in the first quarter of 2022.

AVERAGE ANNUAL TOTAL RETURN

(For the periods ended December 31, 2023)

	1-Year	5-Year	10-Year
Shares Class			
Returns before taxes	6.00%	1.73%	1.97%
Returns after taxes on distributions	4.37%	0.48%	0.67%
Returns after taxes on distributions and sale of Fund shares	3.51%	0.81%	0.95%
Bloomberg U.S. Aggregate Bond Index (reflects no deduction for fees, expenses, or taxes)	5.53%	1.10%	1.81%

After-tax returns are calculated using the historical highest individual federal marginal income tax rates and do not reflect the impact of

state and local taxes. Actual after-tax returns depend on an investor's tax situation and may differ from those shown. After-tax returns shown are not relevant to investors who hold their shares through tax-advantaged arrangements, such as 401(k) plans or individual retirement accounts.

In calculating the federal income taxes due on redemptions, capital gains taxes resulting from redemptions are subtracted from the redemption proceeds and the tax benefits from capital losses resulting from the redemptions are added to the redemption proceeds. Under certain circumstances, the addition of the tax benefits from capital losses resulting from redemptions may cause the Returns after taxes on distributions and sale of Fund shares to be greater than the Returns after taxes on distributions or even the Returns before taxes.

MANAGEMENT

INVESTMENT ADVISER AND PORTFOLIO MANAGERS. NTI, an indirect subsidiary of Northern Trust Corporation, serves as the investment adviser of the Fixed Income Fund. Christian Roth, Executive Vice President of NTI, Bilal Memon, Senior Vice President of NTI, Chaitanya Mandavakuriti, Senior Vice President of NTI, Eric R. Williams, Senior Vice President of NTI, and Antulio Bomfim, Senior Vice President of NTI, have been managers of the Fund since July 2024, July 2023, July 2024, July 2023 and July 2023, respectively. The Northern Trust Company, an affiliate of NTI, serves as transfer agent, custodian and sub-administrator to the Fund.

PURCHASE AND SALE OF FUND SHARES

You may purchase Shares Class shares of the Fund by opening an account directly with Northern Funds (the "Trust") with a minimum initial investment of \$2,500 in the Fund (\$500 for an IRA; \$250 under the Automatic Investment Plan; and \$500 for employees of Northern Trust and its affiliates). The minimum subsequent investment is \$50 (except for reinvestments of distributions for which there is no minimum). The Fund reserves the right to waive these minimums. You may also purchase Shares Class shares of the Fund through an account at Northern Trust (or an affiliate) or an authorized intermediary.

If you purchase, sell (redeem) or exchange Shares Class shares through an authorized intermediary, you may be required to pay a commission and/or other forms of compensation to the intermediary. In addition, an authorized intermediary may impose different investment minimums than those set forth above. The Fund is not responsible for any investment minimums imposed by authorized intermediaries or for notifying shareholders of any changes to them.

On any business day, you may sell (redeem) or exchange shares through your account by contacting your Northern Trust account representative or authorized intermediary. If you purchase shares directly from the Trust, you may sell (redeem) or exchange your shares in one of the following ways:

- By Mail – Send a written request to: Northern Funds, P.O. Box 75986, Chicago, Illinois 60675-5986.
- By Telephone – Authorize the telephone privilege on your New Account Application. Call 800-595-9111 to use the telephone privilege.
- By Wire – Authorize wire redemptions on your New Account Application and have proceeds sent by federal wire transfer to a previously designated bank account (the minimum redemption amount by this method is \$250). You will be charged \$15 for each wire redemption unless the designated bank account is maintained at Northern Trust or an affiliated bank. Call 800-595-9111 for instructions.
- By Systematic Withdrawal – If you own shares of the Fund with a minimum value of \$10,000, you may elect to have a fixed sum redeemed at regular intervals and distributed in cash or reinvested in one or more other funds of the Trust. Call 800-595-9111 for an application form and additional information. The minimum amount is \$250 per withdrawal.
- By Exchange – Complete the Exchange Privilege section of your New Account Application to exchange shares of one fund in the Trust for shares of another fund in the Trust. Shares being exchanged must have a value of at least \$1,000 (\$2,500 if a new account is being established by the exchange, \$500 if the new account is an IRA). Call 800-595-9111 for more information.
- By Internet – You may initiate transactions between Northern Trust banking and Fund accounts by using Northern Trust Private Passport. For details and to sign up for this service, go to northerntrust.com/funds or contact your Relationship Manager.

TAX INFORMATION

The Fund's distributions are generally taxable to you as ordinary income, capital gains, or a combination of the two, unless you are investing through a tax-exempt or tax-advantaged arrangement, such as a 401(k) plan or an individual retirement account. Distributions may be taxable upon withdrawal from tax-advantaged accounts.

PAYMENTS TO BROKERS-DEALERS AND OTHER FINANCIAL INTERMEDIARIES

If you purchase the Fund through a broker-dealer or other financial intermediary (such as a bank), the Fund and its related companies may pay the intermediary for the sale of Fund shares and related services. These payments may create a conflict of interest by influencing the broker-dealer or other intermediary and your salesperson to recommend the Fund over another investment. Ask your salesperson or visit your financial intermediary's website for more information.

INVESTMENT OBJECTIVE

The Fund seeks a high level of current income. In doing so, the Fund also may consider the potential for capital appreciation.

FEES AND EXPENSES OF THE FUND

This table describes the fees and expenses that you may pay if you buy, hold, and sell shares of the Fund. You may be required to pay commissions and/or other forms of compensation to a financial intermediary for transactions in Shares Class shares, which are not reflected in the tables or the examples below.

Shareholder Fees (fees paid directly from your investment)

Maximum Sales Charge (Load) Imposed on Purchases (as a percentage of offering price)	None
--	------

Redemption Fee (30 days or less after purchase) (as a percentage of amount redeemed, if applicable)	2.00%
---	-------

Annual Fund Operating Expenses (expenses that you pay each year as a percentage of the value of your investment)

	Shares Class
Management Fees	0.58%
Other Expenses	0.06%
Transfer Agent Fees	0.04%
Other Operating Expenses	0.02%
Acquired Fund Fees & Expenses ⁽¹⁾	0.01%
Total Annual Fund Operating Expenses⁽¹⁾	0.65%
Expense Reimbursement ⁽²⁾	(0.04)%
Total Annual Fund Operating Expenses After Expense Reimbursement⁽²⁾	0.61%

⁽¹⁾ The Total Annual Fund Operating Expenses do not correlate to the ratio of expenses to average net assets as reported in the "Financial Highlights" section of the Prospectus, which reflects the operating expenses of the Fund and does not include Acquired Fund Fees and Expenses.

⁽²⁾ Northern Trust Investments, Inc. ("NTI") has contractually agreed to reimburse a portion of the operating expenses of the Fund so that after such reimbursement the Total Annual Fund Operating Expenses of the Fund (excluding (i) acquired fund fees and expenses; (ii) the compensation paid to each Independent Trustee of the Trust; (iii) expenses of third party consultants engaged by the Board of Trustees; (iv) membership dues paid to the Investment Company Institute and Mutual Fund Directors Forum; (v) expenses in connection with the negotiation and renewal of the revolving credit facility; and (vi) extraordinary expenses and interest) do not exceed 0.60%. NTI has also contractually agreed to reimburse the management fees payable by the Fund in an amount equal to the net management fee NTI earns on the amount invested by the Fund in money market funds managed by NTI. These contractual limitations may not be terminated before July 31, 2025 without the approval of the Board of Trustees.

EXAMPLE

The following Example is intended to help you compare the cost of investing in the Fund with the cost of investing in other mutual funds.

The Example assumes that you invest \$10,000 in the Fund for the time periods indicated and then redeem all of your shares at the end of those periods. The Example also assumes that your investment has a 5% return each year and that the Fund's operating expenses remain the same (taking into account the expense reimbursement arrangement for one year, if applicable). Although your actual costs may be higher or lower, based on these assumptions your costs would be:

	1 Year	3 Years	5 Years	10 Years
Shares Class	\$62	\$204	\$358	\$807

PORTFOLIO TURNOVER. The Fund pays transaction costs, such as commissions, when it buys and sells securities (or "turns over" its portfolio). A higher portfolio turnover rate may indicate higher transaction costs and may result in higher taxes when Fund shares are held in a taxable account. These costs, which are not reflected in annual fund operating expenses or in the Example, affect the Fund's performance. During the most recent fiscal year, the Fund's portfolio turnover rate was 33.79% of the average value of its portfolio.

PRINCIPAL INVESTMENT STRATEGIES

In seeking to achieve its investment objective, the Fund will invest, under normal circumstances, at least 80% of its net assets in lower quality bonds and other fixed-income securities (commonly referred to as "junk bonds"). These may include:

- Obligations of U.S. and foreign corporations and banks;
- Obligations of U.S. state and local governments, and foreign governments;
- Obligations of the U.S. government or its agencies, instrumentalities or sponsored enterprises, including obligations that are issued by private issuers that are guaranteed as to principal and interest by the U.S. or foreign governments, their agencies or instrumentalities;
- Senior and subordinated bonds and debentures;
- Zero coupon, pay-in-kind and capital appreciation bonds;
- Convertible securities, preferred stock, structured securities and loan participations;
- Inflation-indexed securities;

- Warrants, rights and other equity securities that are acquired in connection with the Fund's investments in debt or convertible securities; and
- Repurchase agreements relating to the above instruments.

Lower quality or below-investment grade securities are rated BB, Ba or lower by a Nationally Recognized Statistical Rating Organization ("NRSRO"), or unrated securities determined to be of comparable quality by NTI. Credit ratings are determined at the time of purchase.

There is no minimum rating for a security purchased or held by the Fund, and the Fund may purchase securities that are in default.

The Fund may also invest in securities that are subject to resale restrictions such as those contained in Rule 144A promulgated under the Securities Act of 1933.

In buying and selling securities for the Fund, the Fund's investment adviser uses a relative value approach. This approach involves an analysis of general economic and market conditions. It also involves the use of models that analyze and compare expected returns and assumed risks. Under the relative value approach, NTI will emphasize particular securities and types of securities (such as asset-backed, mortgage-backed and corporate securities) that the team believes will provide a favorable return in light of the risks. NTI also may consider obligations with a more favorable or improving credit or industry outlook that provide the potential for capital appreciation.

The Fund does not have any portfolio maturity limitation, and may invest its assets from time to time in instruments with short, medium or long maturities. From time to time the Fund may have a focused investment (i.e., investment exposure comprising more than 15% of its total assets) in one or more particular sectors. As of March 31, 2024, the Fund had a focused investment in the industrials sector.

NTI may engage in active trading, and will not consider portfolio turnover a limiting factor in making decisions for the Fund.

PRINCIPAL RISKS

As with any investment, you could lose all or part of your investment in the Fund, and the Fund's performance could trail that of other investments. The Fund is subject to certain risks, including the principal risks noted below, any of which may adversely affect the Fund's net asset value ("NAV"), yield, total return and ability to meet its investment objective. Each risk noted below is considered a principal risk of investing in the Fund, regardless of the order in which it appears. The significance of each risk factor below may change over time and you should review each risk factor carefully.

MARKET RISK is the risk that the value of the Fund's investments may increase or decrease in response to expected, real or perceived economic, political or financial events in the U.S. or global markets. The frequency and magnitude of such changes in value cannot be predicted. Certain securities and other investments held by the Fund may experience increased volatility, illiquidity, or other potentially adverse effects in response to changing market conditions, inflation, changes in interest rates, lack of liquidity in the bond or equity markets or volatility in the equity markets. Market disruptions caused by local or regional events such as financial institution failures, war, acts of terrorism, the spread of infectious illness (including epidemics and pandemics) or other public health issues, recessions or other events or adverse investor sentiment could have a significant impact on the Fund and its investments. During periods of market disruption or other abnormal market conditions, the Fund's exposure to risks described elsewhere in this summary will likely increase.

HIGH-YIELD RISK is the risk that the Fund's below-investment grade fixed-income securities, sometimes known as "junk bonds," will be subject to greater credit risk, price volatility and risk of loss than investment grade securities, which can adversely impact the Fund's return and NAV. High yield securities are considered highly speculative and are subject to the increased risk of an issuer's inability to make principal and interest payments.

CREDIT (OR DEFAULT) RISK is the risk that the inability or unwillingness of an issuer or guarantor of a fixed-income security, or a counterparty to a repurchase or other transaction, to meet its principal or interest payments or other financial obligations in a timely manner will adversely affect the value of the Fund's investments and its returns. Changes in an issuer's financial strength, the market's perception of an issuer's creditworthiness, or in the credit rating of the issuer or the security may also affect the value of the Fund's investment in that issuer.

FOREIGN SECURITIES RISK is the risk that investing in foreign (non-U.S.) securities may result in the Fund experiencing more rapid and extreme changes in value than a fund that invests exclusively in securities of U.S. companies, due to less liquid markets and adverse economic, political, diplomatic, financial, and regulatory factors. Foreign governments may impose limitations on foreigners' ownership of interests in local issuers, restrictions on the ability to repatriate assets, and may also impose taxes. Any of these events could cause the value of the Fund's investments to decline. Foreign banks, agents and securities depositories that hold the Fund's foreign assets may be subject to little or no regulatory oversight over, or independent evaluation, of their operations. Additional costs associated with investments in foreign securities may include higher custodial fees than those applicable to domestic custodial arrangements and transaction costs of foreign

currency conversions. Unless the Fund has hedged its foreign currency exposure, foreign securities risk also involves the risk of negative foreign currency rate fluctuations, which may cause the value of securities denominated in such foreign currency (or other instruments through which the Fund has exposure to foreign currencies) to decline in value. Currency exchange rates may fluctuate significantly over short periods of time. Currency hedging strategies, if used, are not always successful. For instance, forward foreign currency exchange contracts, if used by the Fund, could reduce performance if there are unanticipated changes in currency exchange rates.

INTEREST RATE RISK is the risk that during periods of rising interest rates, the market value of a Fund's securities will tend to be lower than prevailing market rates and in periods of falling interest rates, the market value of a Fund's securities will tend to be higher. A Fund's yield will vary as short-term securities in its portfolio mature and the proceeds are reinvested in securities with different interest rates. In general, securities with longer maturities or durations are more sensitive to interest rate changes. A general rise in interest rates may cause investors to move out of fixed income securities on a large scale, which could adversely affect the price and liquidity of fixed income securities and could also result in increased redemptions for the Fund. During periods when inflation rates are high or rising, or during periods of low interest rates, the Fund may be subject to a greater risk of rising interest rates. Changing interest rates may have unpredictable effects on the markets and the Fund's investments, may result in heightened market volatility, may impact the liquidity of fixed-income securities and of the Fund, and may detract from Fund performance.

RESTRICTED SECURITIES RISK is the risk that limitations on the resale of restricted securities or other securities exempt from certain registration requirements, such as Rule 144A securities, may have an adverse effect on their marketability and may prevent the Fund from disposing of them promptly or at desirable prices. There can be no assurance that a trading market will exist at any time for any particular restricted security. Transaction costs may be higher for restricted securities and such securities may be difficult to value and may have significant volatility.

MANAGEMENT RISK is the risk that a strategy used by the Fund's investment adviser may fail to produce the intended results or that imperfections, errors or limitations in the tools and data used by the investment adviser may cause unintended results.

SOVEREIGN DEBT RISK is the risk that the Fund may invest in securities issued or guaranteed by foreign governmental entities (known as sovereign debt securities). These investments are subject to the risk of payment delays or defaults, due, for example, to cash flow problems, insufficient foreign currency

reserves, political considerations, large debt positions relative to the country's economy or failure to implement economic reforms. There is no legal or bankruptcy process for collecting sovereign debt.

ZERO COUPON OR PAY-IN-KIND SECURITIES RISK The value, interest rates, and liquidity of non-cash paying instruments, such as zero coupon and pay-in-kind securities, are subject to greater fluctuation than other types of securities. The higher yields and interest rates on pay-in-kind securities reflect the payment deferral and increased credit risk associated with such instruments and that such investments may represent a higher credit risk than loans that periodically pay interest.

CONVERTIBLE SECURITIES RISK The market values of convertible securities are affected by market interest rates, the risk of actual issuer default on interest or principal payments and the value of the underlying common stock into which the convertible security may be converted. Additionally, a convertible security is subject to the same types of market and issuer risks as apply to the underlying common stock. Certain convertible securities are subject to involuntary conversions and may undergo principal write-downs upon the occurrence of triggering events, and, as a result, are subject to an increased risk of loss. Convertible securities may be rated below investment grade.

DEFAULTED SECURITIES RISK Defaulted securities pose a greater risk that principal will not be repaid than non-defaulted securities.

Defaulted securities and any securities received in an exchange for such securities may be subject to restrictions on resale.

PREFERRED SECURITIES RISK Preferred securities are subject to issuer-specific and market risks applicable generally to equity securities. Preferred securities also may be subordinated to bonds or other debt instruments, subjecting them to a greater risk of non-payment, may be less liquid than many other securities, such as common stocks, and generally offer no voting rights with respect to the issuer.

LOAN PARTICIPATIONS RISK A loan participation agreement involves the purchase of a share of a loan made by a bank to a company in return for a corresponding share of a borrower's principal and interest payments. The principal risk associated with acquiring loan participation interests is the credit risk associated with the underlying corporate borrower. There is also a risk that there may not be a readily available market for loan participation interests and, in some cases, this could result in the Fund disposing of such securities at a substantial discount from face value or holding such securities until maturity.

REPURCHASE AGREEMENTS RISK is the risk that the counterparty may default on its obligation to repurchase the underlying instruments collateralizing the repurchase

agreement, which may cause the Fund to lose money. This risk is magnified to the extent that a repurchase agreement is secured by securities other than cash or U.S. Government securities.

SECTOR RISK is the risk that companies in similar businesses may be similarly affected by particular economic or market events, which may, in certain circumstances, cause the value of securities of all companies in a particular sector of the market to decrease.

- **INDUSTRIALS SECTOR RISK** is the risk that companies in the industrials sector may be significantly affected by, among other things, worldwide economic growth, supply and demand for specific products and services, rapid technological developments, international political and economic developments, environmental issues, and tax and governmental regulatory policies.

DEBT EXTENSION RISK is the risk that when interest rates rise an issuer will exercise its right to pay principal on certain debt securities held by the Fund later than expected. This will cause the value of the security, and the Fund's NAV, to decrease, and the Fund may lose opportunities to invest in higher yielding securities.

INFLATION-INDEXED SECURITIES RISK is the risk that interest payments on inflation-indexed securities can be unpredictable and will vary as the principal and/or interest is periodically adjusted based on the rate of inflation. If the index measuring inflation falls, the interest payable on these securities will be reduced.

LIQUIDITY RISK is the risk that certain securities may be less liquid than others, which may make them difficult or impossible to sell at the time and the price that the Fund would like and the Fund may have to lower the price, sell other securities instead or forgo an investment opportunity, adversely affecting the value of the Fund's investments and its returns. In addition, less liquid securities may be more difficult to value and markets may become less liquid when there are fewer interested buyers or sellers or when dealers are unwilling or unable to make a market for certain securities, and if the Fund is forced to sell these investments to meet redemption requests or for other cash needs, the Fund may suffer a loss. Banking regulations may also cause certain dealers to reduce their inventories of certain securities, which may further decrease the Fund's ability to buy or sell such securities. All of these risks may increase during periods of market turmoil and could have a negative effect on the Fund's performance.

PREPAYMENT (OR CALL) RISK is the risk that an issuer could exercise its right to pay principal on callable debt securities held by the Fund earlier than expected. Issuers may be more likely to prepay when interest rates fall, when credit spreads change, or when an issuer's credit quality improves. If this happens, the

Fund will not benefit from the rise in the market price of the securities that normally accompanies a decline in interest rates, and will be forced to reinvest prepayment proceeds in lower yielding securities, which may reduce the Fund's returns. The Fund may also lose any premium it paid to purchase the securities.

STRUCTURED SECURITIES RISK is the risk structured securities may be more volatile, less liquid and more difficult to price accurately than less complex securities due to their derivative nature. As a result, investments in structured securities may adversely affect the Fund's NAV. In some cases, it is possible that the Fund may suffer a total loss on its investment in a structured security. In addition, the performance and payment of principal and interest of a structured security is tied to that of a reference obligation. Accordingly, risks of structured securities also include those risks associated with the underlying reference obligation including, but not limited to, market risk, interest rate risk, credit risk, default risk and foreign currency risk.

U.S. GOVERNMENT SECURITIES RISK is the risk that the U.S. government will not provide financial support to its agencies, instrumentalities or sponsored enterprises if it is not obligated to do so by law. Certain U.S. government securities purchased by the Fund are neither issued nor guaranteed by the U.S. Treasury and, therefore, may not be backed by the full faith and credit of the United States. The maximum potential liability of the issuers of some U.S. government securities may greatly exceed their current resources, including any legal right to support from the U.S. Treasury. It is possible that the issuers of such securities will not have the funds to meet their payment obligations in the future.

MUNICIPAL INVESTMENTS RISK is the risk of a municipal security that generally depends on the financial and credit status of the issuer. Constitutional amendments, legislative enactments, executive orders, administrative regulations, voter initiatives, and the issuer's regional economic conditions may affect the municipal security's value, interest payments, repayment of principal and the Fund's ability to sell the security. While income earned on municipal securities is generally not subject to federal tax, the failure of a municipal security issuer to comply with applicable tax requirements may make income paid thereon taxable, resulting in a decline in the security's value. In addition, there could be changes in applicable tax laws or tax treatments that reduce or eliminate the current federal income tax exemption on municipal securities or otherwise adversely affect the current federal or state tax status of municipal securities. The secondary market for municipal obligations also tends to be less well-developed and less liquid than many other securities markets, which may limit the Fund's ability to sell its municipal obligations at attractive prices. Further, inventories of municipal securities held by brokers and dealers have decreased in recent years,

lessening their ability to make a market in these securities, which has resulted in increased municipal security price volatility and trading costs, particularly during periods of economic or market stress.

VALUATION RISK is the risk that the sale price the Fund could receive for a portfolio security may differ from the Fund's valuation of the security, particularly for securities that trade in low volume or volatile markets or that are valued using a fair value methodology. In addition, the value of the securities in the Fund's portfolio may change on days when shareholders will not be able to purchase or sell the Fund's shares.

As with any mutual fund, it is possible to lose money on an investment in the Fund. An investment in the Fund is not a deposit of any bank and is not insured or guaranteed by the Federal Deposit Insurance Corporation, any other government agency, or The Northern Trust Company, its affiliates, subsidiaries or any other bank.

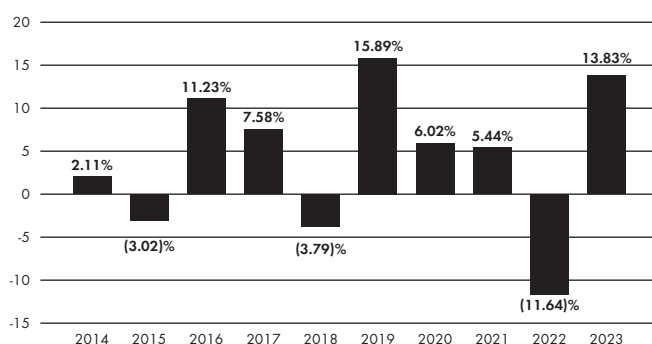
FUND PERFORMANCE

The bar chart and table that follow provide an indication of the risks of investing in the Fund by showing (A) changes in the performance of the Fund from year to year, and (B) how the average annual total returns of the Fund compare to those of a broad-based securities market index and a style-specific index (one reflecting the market segments in which the Fund invests), in that order.

The Fund's past performance, before and after taxes, is not necessarily an indication of how the Fund will perform in the future.

Updated performance information for the Fund is available and may be obtained on the Fund's website at northerntrust.com/funds or by calling 800-595-9111.

CALENDAR YEAR TOTAL RETURN*



* Year to date total return for the six months ended June 30, 2024 was 2.71%. For the periods shown in the bar chart above, the highest quarterly return was 12.09% in the second quarter of 2020, and the lowest quarterly return was (16.22)% in the first quarter of 2020.

AVERAGE ANNUAL TOTAL RETURN

(For the periods ended December 31, 2023)

	1-Year	5-Year	10-Year
Shares Class			
Returns before taxes	13.83%	5.43%	4.03%
Returns after taxes on distributions	10.74%	2.87%	1.41%
Returns after taxes on distributions and sale of Fund shares	8.06%	3.06%	1.88%
Bloomberg Universal Index (reflects no deduction for fees, expenses, or taxes) ⁽¹⁾	6.17%	1.44%	2.08%
Bloomberg U.S. Corporate High Yield 2% Issuer Capped Index (reflects no deduction for fees, expenses, or taxes)	13.44%	5.35%	4.59%

⁽¹⁾ Effective July 31, 2024, the Fund changed its broad-based securities market index from the Bloomberg U.S. Corporate High Yield 2% Issuer Capped Index to the Bloomberg Universal Index in connection with new regulatory requirements.

After-tax returns are calculated using the historical highest individual federal marginal income tax rates and do not reflect the impact of state and local taxes. Actual after-tax returns depend on an investor's tax situation and may differ from those shown. After-tax returns shown are not relevant to investors who hold their shares through tax-advantaged arrangements, such as 401(k) plans or individual retirement accounts.

In calculating the federal income taxes due on redemptions, capital gains taxes resulting from redemptions are subtracted from the redemption proceeds and the tax benefits from capital losses resulting from the redemptions are added to the redemption proceeds. Under certain circumstances, the addition of the tax benefits from capital losses resulting from redemptions may cause the Returns after taxes on distributions and sale of Fund shares to be greater than the Returns after taxes on distributions.

MANAGEMENT

INVESTMENT ADVISER AND PORTFOLIO MANAGER. NTI, an indirect subsidiary of Northern Trust Corporation, serves as the investment adviser of the High Yield Fixed Income Fund. Eric R. Williams, Senior Vice President of NTI, and Benjamin McCubbin, CFA, Vice President of NTI, have been managers of the Fund since October 2016 and July 2024, respectively. The Northern Trust Company, an affiliate of NTI, serves as transfer agent, custodian and sub-administrator to the Fund.

PURCHASE AND SALE OF FUND SHARES

You may purchase Shares Class shares of the Fund by opening an account directly with Northern Funds (the "Trust") with a minimum initial investment of \$2,500 in the Fund (\$500 for an IRA; \$250 under the Automatic Investment Plan; and \$500 for employees of Northern Trust and its affiliates). The minimum subsequent investment is \$50 (except for reinvestments of distributions for which there is no minimum). The Fund reserves the right to waive these minimums. You may also

purchase Shares Class shares of the Fund through an account at Northern Trust (or an affiliate) or an authorized intermediary.

If you purchase, sell (redeem) or exchange Shares Class shares through an authorized intermediary, you may be required to pay a commission and/or other forms of compensation to the intermediary. In addition, an authorized intermediary may impose different investment minimums than those set forth above. The Fund is not responsible for any investment minimums imposed by authorized intermediaries or for notifying shareholders of any changes to them.

On any business day, you may sell (redeem) or exchange shares through your account by contacting your Northern Trust account representative or authorized intermediary. If you purchase shares directly from the Trust, you may sell (redeem) or exchange your shares in one of the following ways:

- By Mail – Send a written request to: Northern Funds, P.O. Box 75986, Chicago, Illinois 60675-5986.
- By Telephone – Authorize the telephone privilege on your New Account Application. Call 800-595-9111 to use the telephone privilege.
- By Wire – Authorize wire redemptions on your New Account Application and have proceeds sent by federal wire transfer to a previously designated bank account (the minimum redemption amount by this method is \$250). You will be charged \$15 for each wire redemption unless the designated bank account is maintained at Northern Trust or an affiliated bank. Call 800-595-9111 for instructions.
- By Systematic Withdrawal – If you own shares of the Fund with a minimum value of \$10,000, you may elect to have a fixed sum redeemed at regular intervals and distributed in cash or reinvested in one or more other funds of the Trust. Call 800-595-9111 for an application form and additional information. The minimum amount is \$250 per withdrawal.
- By Exchange – Complete the Exchange Privilege section of your New Account Application to exchange shares of one fund in the Trust for shares of another fund in the Trust. Shares being exchanged must have a value of at least \$1,000 (\$2,500 if a new account is being established by the exchange, \$500 if the new account is an IRA). Call 800-595-9111 for more information.
- By Internet – You may initiate transactions between Northern Trust banking and Fund accounts by using Northern Trust Private Passport. For details and to sign up for this service, go to northerntrust.com/funds or contact your Relationship Manager.

TAX INFORMATION

The Fund's distributions are generally taxable to you as ordinary income, capital gains, or a combination of the two, unless you are investing through a tax-exempt or tax-advantaged arrangement, such as a 401(k) plan or an individual retirement account. Distributions may be taxable upon withdrawal from tax-advantaged accounts.

PAYMENTS TO BROKERS-DEALERS AND OTHER FINANCIAL INTERMEDIARIES

If you purchase the Fund through a broker-dealer or other financial intermediary (such as a bank), the Fund and its related companies may pay the intermediary for the sale of Fund shares and related services. These payments may create a conflict of interest by influencing the broker-dealer or other intermediary and your salesperson to recommend the Fund over another investment. Ask your salesperson or visit your financial intermediary's website for more information.

INVESTMENT OBJECTIVE

The Fund seeks to maximize total return (capital appreciation and income) with minimal reasonable risk.

FEES AND EXPENSES OF THE FUND

This table describes the fees and expenses that you may pay if you buy, hold, and sell shares of the Fund. You may be required to pay commissions and/or other forms of compensation to a financial intermediary for transactions in Shares Class shares, which are not reflected in the tables or the examples below.

Shareholder Fees (fees paid directly from your investment)

None

Annual Fund Operating Expenses (expenses that you pay each year as a percentage of the value of your investment)

	Shares Class
Management Fees	0.38%
Other Expenses	0.07%
Transfer Agent Fees	0.04%
Other Operating Expenses	0.03%
Total Annual Fund Operating Expenses	0.45%
Expense Reimbursement ⁽¹⁾	(0.05)%
Total Annual Fund Operating Expenses After Expense Reimbursement⁽¹⁾	0.40%

⁽¹⁾ Northern Trust Investments, Inc. ("NTI") has contractually agreed to reimburse a portion of the operating expenses of the Fund so that after such reimbursement the Total Annual Fund Operating Expenses of the Fund (excluding (i) acquired fund fees and expenses; (ii) the compensation paid to each Independent Trustee of the Trust; (iii) expenses of third party consultants engaged by the Board of Trustees; (iv) membership dues paid to the Investment Company Institute and Mutual Fund Directors Forum; (v) expenses in connection with the negotiation and renewal of the revolving credit facility; and (vi) extraordinary expenses and interest) do not exceed 0.40%. NTI has also contractually agreed to reimburse the management fees payable by the Fund in an amount equal to the net management fee NTI earns on the amount invested by the Fund in money market funds managed by NTI, and to reimburse a portion of the operating expenses of the Fund in an amount equal to the acquired fund fees and expenses arising from the Fund's investments in other non-money market funds or exchange-traded funds managed by NTI. These contractual limitations may not be terminated before July 31, 2025 without the approval of the Board of Trustees.

EXAMPLE

The following Example is intended to help you compare the cost of investing in the Fund with the cost of investing in other mutual funds. The Example assumes that you invest \$10,000 in the Fund for the time periods indicated and then redeem all of your shares at the end of those periods. The Example also assumes that your investment has a 5% return each year and that the Fund's operating expenses remain the same (taking into account the expense reimbursement arrangement for one year,

if applicable). Although your actual costs may be higher or lower, based on these assumptions your costs would be:

	1 Year	3 Years	5 Years	10 Years
Shares Class	\$41	\$139	\$247	\$562

PORTFOLIO TURNOVER. The Fund pays transaction costs, such as commissions, when it buys and sells securities (or "turns over" its portfolio). A higher portfolio turnover rate may indicate higher transaction costs and may result in higher taxes when Fund shares are held in a taxable account. These costs, which are not reflected in annual fund operating expenses or in the Example, affect the Fund's performance. During the most recent fiscal year, the Fund's portfolio turnover rate was 78.89% of the average value of its portfolio.

PRINCIPAL INVESTMENT STRATEGIES

The Fund will seek capital appreciation and current income in its attempt to maximize total return. In doing so, the Fund will invest, under normal circumstances, at least 80% of its net assets in bonds and other fixed-income securities. These may include:

- Obligations of the U.S. government or its agencies, instrumentalities or sponsored enterprises, including obligations issued by private issuers that are guaranteed as to principal and interest by the U.S. government, its agencies or instrumentalities;
- Obligations of U.S. state and local governments, and foreign governments;
- Obligations of domestic and foreign banks and corporations;
- Debentures and convertible securities;
- Mortgage and other asset-backed securities;
- Inflation-indexed securities;
- Stripped securities evidencing ownership of future interest or principal payments on debt obligations; and
- Repurchase agreements relating to the above instruments.

The Fund may also seek to obtain exposure to these securities through investments in affiliated or unaffiliated investment companies, including exchange-traded funds ("ETFs").

Although the Fund will generally invest primarily in investment grade domestic debt obligations (i.e., obligations rated within the top four rating categories by a Nationally Recognized Statistical Rating Organization ("NRSRO") or of comparable quality as determined by NTI), it may also invest up to 20% of its total assets in domestic and foreign debt obligations that are rated below-investment grade (commonly referred to as "junk bonds"). Credit ratings are determined at the time of purchase.

The Fund may also invest in securities that are subject to resale restrictions such as those contained in Rule 144A promulgated under the Securities Act of 1933.

In buying and selling securities for the Fund, NTI uses a relative value approach. This approach involves an analysis of general economic and market conditions. It also involves the use of models that analyze and compare expected returns and assumed risks. Under the relative value approach, NTI will emphasize particular securities and types of securities (such as treasury, agency, asset-backed, mortgage-related and corporate securities) that the team believes will provide a favorable return in light of these risks.

The Fund's dollar-weighted average maturity, under normal circumstances, will range between one and three years.

From time to time the Fund may have a focused investment (i.e., investment exposure comprising more than 15% of its total assets) in one or more particular sectors. As of March 31, 2024, the Fund had a focused investment in the financials sector.

NTI may engage in active trading, and will not consider portfolio turnover a limiting factor in making decisions for the Fund.

PRINCIPAL RISKS

As with any investment, you could lose all or part of your investment in the Fund, and the Fund's performance could trail that of other investments. The Fund is subject to certain risks, including the principal risks noted below, any of which may adversely affect the Fund's net asset value ("NAV"), yield, total return and ability to meet its investment objective. Each risk noted below is considered a principal risk of investing in the Fund, regardless of the order in which it appears. The significance of each risk factor below may change over time and you should review each risk factor carefully.

MARKET RISK is the risk that the value of the Fund's investments may increase or decrease in response to expected, real or perceived economic, political or financial events in the U.S. or global markets. The frequency and magnitude of such changes in value cannot be predicted. Certain securities and other investments held by the Fund may experience increased volatility, illiquidity, or other potentially adverse effects in response to changing market conditions, inflation, changes in interest rates, lack of liquidity in the bond or equity markets or volatility in the equity markets. Market disruptions caused by local or regional events such as financial institution failures, war, acts of terrorism, the spread of infectious illness (including epidemics and pandemics) or other public health issues, recessions or other events or adverse investor sentiment could have a significant impact on the Fund and its investments.

During periods of market disruption or other abnormal market conditions, the Fund's exposure to risks described elsewhere in this summary will likely increase.

INTEREST RATE RISK is the risk that during periods of rising interest rates, the market value of a Fund's securities will tend to be lower than prevailing market rates and in periods of falling interest rates, the market value of a Fund's securities will tend to be higher. A Fund's yield will vary as short-term securities in its portfolio mature and the proceeds are reinvested in securities with different interest rates. In general, securities with longer maturities or durations are more sensitive to interest rate changes. A general rise in interest rates may cause investors to move out of fixed income securities on a large scale, which could adversely affect the price and liquidity of fixed income securities and could also result in increased redemptions for the Fund. During periods when inflation rates are high or rising, or during periods of low interest rates, the Fund may be subject to a greater risk of rising interest rates. Changing interest rates may have unpredictable effects on the markets and the Fund's investments, may result in heightened market volatility, may impact the liquidity of fixed-income securities and of the Fund, and may detract from Fund performance.

U.S. GOVERNMENT SECURITIES RISK is the risk that the U.S. government will not provide financial support to its agencies, instrumentalities or sponsored enterprises if it is not obligated to do so by law. Certain U.S. government securities purchased by the Fund are neither issued nor guaranteed by the U.S. Treasury and, therefore, may not be backed by the full faith and credit of the United States. The maximum potential liability of the issuers of some U.S. government securities may greatly exceed their current resources, including any legal right to support from the U.S. Treasury. It is possible that the issuers of such securities will not have the funds to meet their payment obligations in the future.

MUNICIPAL INVESTMENTS RISK is the risk of a municipal security that generally depends on the financial and credit status of the issuer. Constitutional amendments, legislative enactments, executive orders, administrative regulations, voter initiatives, and the issuer's regional economic conditions may affect the municipal security's value, interest payments, repayment of principal and the Fund's ability to sell the security. The Fund may be more sensitive to adverse economic, business, political or public health developments if it focuses its assets in municipal bonds that are issued to finance similar projects (such as those relating to education, health care, housing, transportation, and utilities), industrial development bonds, in particular types of municipal securities (such as general obligation bonds, private activity bonds and moral obligation bonds), or in municipal securities of a particular state or territory. While income earned on municipal securities is generally not subject to federal tax, the failure of a municipal

security issuer to comply with applicable tax requirements may make income paid thereon taxable, resulting in a decline in the security's value. In addition, there could be changes in applicable tax laws or tax treatments that reduce or eliminate the current federal income tax exemption on municipal securities or otherwise adversely affect the current federal or state tax status of municipal securities. The secondary market for municipal obligations also tends to be less well-developed and less liquid than many other securities markets, which may limit the Fund's ability to sell its municipal obligations at attractive prices. Further, inventories of municipal securities held by brokers and dealers have decreased in recent years, lessening their ability to make a market in these securities, which has resulted in increased municipal security price volatility and trading costs, particularly during periods of economic or market stress.

MANAGEMENT RISK is the risk that a strategy used by the Fund's investment adviser may fail to produce the intended results or that imperfections, errors or limitations in the tools and data used by the investment adviser may cause unintended results.

CREDIT (OR DEFAULT) RISK is the risk that the inability or unwillingness of an issuer or guarantor of a fixed-income security, or a counterparty to a repurchase or other transaction, to meet its principal or interest payments or other financial obligations in a timely manner will adversely affect the value of the Fund's investments and its returns. Changes in an issuer's financial strength, the market's perception of an issuer's creditworthiness, or in the credit rating of the issuer or the security may also affect the value of the Fund's investment in that issuer.

ASSET-BACKED AND MORTGAGE-BACKED SECURITIES RISK

Asset-backed and mortgage-backed securities may be less liquid than other bonds, and may be more sensitive than other bonds to the market's perception of issuers and creditworthiness of payees, particularly in declining general economic conditions when concern regarding mortgagees' ability to pay (e.g., the ability of homeowners, commercial mortgagees, consumers with student loans, automobile loans or credit card debtholders to make payments on the underlying loan pools) rises, which may result in the Fund experiencing difficulty selling or valuing these securities. In addition, these securities may not be backed by the full faith and credit of the U.S. government, have experienced extraordinary weakness and volatility at various times in recent years, and may decline quickly in the event of a substantial economic or market downturn. Those asset-backed and mortgage-backed securities that are guaranteed as to the timely payment of interest and principal by a government entity, are not guaranteed as to market price, which will fluctuate. Small movements in interest rates (both increases and decreases) may quickly and significantly reduce the value of certain asset-backed and mortgage-backed securities.

An unexpectedly high rate of defaults on the mortgages held by a mortgage pool may adversely affect the value of mortgage-backed securities and could result in losses to the Fund. Privately issued mortgage-backed securities and asset-backed securities may be less liquid than other types of securities and the Fund may be unable to sell these securities at the time or price it desires. During periods of market stress or high redemptions, the Fund may be forced to sell these securities at significantly reduced prices, resulting in losses. Liquid privately issued mortgage-backed securities and asset-backed securities can become illiquid during periods of market stress. Privately issued mortgage-related securities are not subject to the same underwriting requirements as those with government or government-sponsored entity guarantees and, therefore, mortgage loans underlying privately issued mortgage-related securities may have less favorable collateral, credit risk, liquidity risk or other underwriting characteristics, and wider variances in interest rate, term, size, purpose and borrower characteristics. The Fund may invest in mortgage pools that include subprime mortgages, which are loans made to borrowers with weakened credit histories or with lower capacity to make timely payments on their mortgages. Liquidity and credit risks are even greater for mortgage pools that include subprime mortgages.

SOVEREIGN DEBT RISK is the risk that the Fund may invest in securities issued or guaranteed by foreign governmental entities (known as sovereign debt securities). These investments are subject to the risk of payment delays or defaults, due, for example, to cash flow problems, insufficient foreign currency reserves, political considerations, large debt positions relative to the country's economy or failure to implement economic reforms. There is no legal or bankruptcy process for collecting sovereign debt.

CONVERTIBLE SECURITIES RISK The market values of convertible securities are affected by market interest rates, the risk of actual issuer default on interest or principal payments and the value of the underlying common stock into which the convertible security may be converted. Additionally, a convertible security is subject to the same types of market and issuer risks as apply to the underlying common stock. Certain convertible securities are subject to involuntary conversions and may undergo principal write-downs upon the occurrence of triggering events, and, as a result, are subject to an increased risk of loss. Convertible securities may be rated below investment grade.

REPURCHASE AGREEMENTS RISK is the risk that the counterparty may default on its obligation to repurchase the underlying instruments collateralizing the repurchase agreement, which may cause the Fund to lose money. This risk is magnified to the extent that a repurchase agreement is secured by securities other than cash or U.S. Government securities.

RESTRICTED SECURITIES RISK is the risk that limitations on the resale of restricted securities or other securities exempt from certain registration requirements, such as Rule 144A securities, may have an adverse effect on their marketability and may prevent the Fund from disposing of them promptly or at desirable prices. There can be no assurance that a trading market will exist at any time for any particular restricted security. Transaction costs may be higher for restricted securities and such securities may be difficult to value and may have significant volatility.

SECTOR RISK is the risk that companies in similar businesses may be similarly affected by particular economic or market events, which may, in certain circumstances, cause the value of securities of all companies in a particular sector of the market to decrease.

- **FINANCIALS SECTOR RISK** is the risk that companies in the financials sector can be significantly affected by changes in interest rates, government regulation, the rate of corporate and consumer debt defaulted, price competition, and the availability and cost of capital, among other factors.

DEBT EXTENSION RISK is the risk that when interest rates rise an issuer will exercise its right to pay principal on certain debt securities held by the Fund later than expected. This will cause the value of the security, and the Fund's NAV, to decrease, and the Fund may lose opportunities to invest in higher yielding securities.

FOREIGN SECURITIES RISK is the risk that investing in foreign (non-U.S.) securities may result in the Fund experiencing more rapid and extreme changes in value than a fund that invests exclusively in securities of U.S. companies, due to less liquid markets, and adverse economic, political, diplomatic, financial, and regulatory factors. Foreign governments may impose limitations on foreigners' ownership of interests in local issuers, restrictions on the ability to repatriate assets, and may also impose taxes. Any of these events could cause the value of the Fund's investments to decline. Foreign banks, agents and securities depositories that hold the Fund's foreign assets may be subject to little or no regulatory oversight over, or independent evaluation, of their operations. Additional costs associated with investments in foreign securities may include higher custodial fees than those applicable to domestic custodial arrangements and transaction costs of foreign currency conversions. Unless the Fund has hedged its foreign currency exposure, foreign securities risk also involves the risk of negative foreign currency rate fluctuations, which may cause the value of securities denominated in such foreign currency (or other instruments through which the Fund has exposure to foreign currencies) to decline in value. Currency exchange rates may fluctuate significantly over short periods of time. Currency hedging strategies, if used, are not always successful. For instance, forward foreign currency exchange contracts, if used

by the Fund, could reduce performance if there are unanticipated changes in currency exchange rates.

HIGH-YIELD RISK is the risk that the Fund's below-investment grade fixed-income securities, sometimes known as "junk bonds," will be subject to greater credit risk, price volatility and risk of loss than investment grade securities, which can adversely impact the Fund's return and NAV. High yield securities are considered highly speculative and are subject to the increased risk of an issuer's inability to make principal and interest payment.

INFLATION-INDEXED SECURITIES RISK is the risk that interest payments on inflation-indexed securities can be unpredictable and will vary as the principal and/or interest is periodically adjusted based on the rate of inflation. If the index measuring inflation falls, the interest payable on these securities will be reduced.

INVESTMENT COMPANY RISK is the risk that the Fund will be subject to the risks associated with investments in registered investment companies, including ETFs (together, "Underlying Funds"), such as the possibility that the value of the securities or instruments held by the Underlying Funds could decrease. In addition, passively managed Underlying Funds may not track the performance of their respective reference assets and may hold troubled securities or other investments. Investments in Underlying Funds may involve duplication of management fees and certain other expenses, as the Fund indirectly bears its proportionate share of any expenses paid by the Underlying Funds in which it invests. Further, investments in ETFs are subject to the following additional risks: (1) an ETF's shares may trade above or below its net asset value; (2) an active trading market for the ETF's shares may not develop or be maintained; and (3) trading an ETF's shares may be halted by the listing exchange. NTI may be subject to potential conflicts of interest with respect to investments in affiliated Underlying Funds, which are Underlying Funds managed by NTI or its affiliates, because the fees paid to NTI by some affiliated Underlying Funds may be higher than the fees paid by other Underlying Funds.

LIQUIDITY RISK is the risk that certain securities may be less liquid than others, which may make them difficult or impossible to sell at the time and the price that the Fund would like and the Fund may have to lower the price, sell other securities instead or forgo an investment opportunity, adversely affecting the value of the Fund's investments and its returns. In addition, less liquid securities may be more difficult to value and markets may become less liquid when there are fewer interested buyers or sellers or when dealers are unwilling or unable to make a market for certain securities, and if the Fund is forced to sell these investments to meet redemption requests or for other cash needs, the Fund may suffer a loss. Banking regulations may also cause certain dealers to reduce their

inventories of certain securities, which may further decrease the Fund's ability to buy or sell such securities. All of these risks may increase during periods of market turmoil and could have a negative effect on the Fund's performance.

PREPAYMENT (OR CALL) RISK is the risk that an issuer could exercise its right to pay principal on callable debt securities held by the Fund earlier than expected. Issuers may be more likely to prepay when interest rates fall, when credit spreads change, or when an issuer's credit quality improves. If this happens, the Fund will not benefit from the rise in the market price of the securities that normally accompanies a decline in interest rates, and will be forced to reinvest prepayment proceeds in lower yielding securities, which may reduce the Fund's returns. The Fund may also lose any premium it paid to purchase the securities.

VALUATION RISK is the risk that the sale price the Fund could receive for a portfolio security may differ from the Fund's valuation of the security, particularly for securities that trade in low volume or volatile markets or that are valued using a fair value methodology. In addition, the value of the securities in the Fund's portfolio may change on days when shareholders will not be able to purchase or sell the Fund's shares.

As with any mutual fund, it is possible to lose money on an investment in the Fund. An investment in the Fund is not a deposit of any bank and is not insured or guaranteed by the Federal Deposit Insurance Corporation, any other government agency, or The Northern Trust Company, its affiliates, subsidiaries or any other bank.

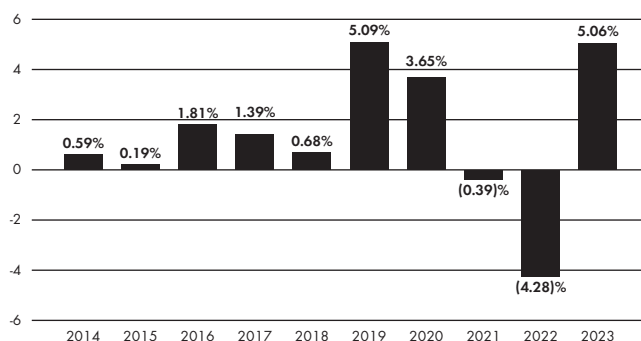
FUND PERFORMANCE

The bar chart and table that follow provide an indication of the risks of investing in the Fund by showing (A) changes in the performance of the Fund from year to year, and (B) how the average annual total returns of the Fund compare to those of a broad-based securities market index and a style-specific index (one reflecting the market segments in which the Fund invests), in that order.

The Fund's past performance, before and after taxes, is not necessarily an indication of how the Fund will perform in the future.

Updated performance information for the Fund is available and may be obtained on the Fund's website at northerntrust.com/funds or by calling 800-595-9111.

CALENDAR YEAR TOTAL RETURN*



* Year to date total return for the six months ended June 30, 2024 was 1.53%. For the periods shown in the bar chart above, the highest quarterly return was 2.95% in the second quarter of 2020, and the lowest quarterly return was (2.80)% in the first quarter of 2022.

AVERAGE ANNUAL TOTAL RETURN

(For the periods ended December 31, 2023)

	1-Year	5-Year	10-Year
Shares Class			
Returns before taxes	5.06%	1.76%	1.34%
Returns after taxes on distributions	3.76%	0.90%	0.56%
Returns after taxes on distributions and sale of Fund shares	2.97%	0.98%	0.69%
Bloomberg U.S. Aggregate Bond Index (reflects no deduction for fees, expenses, or taxes) ⁽¹⁾	5.53%	1.10%	1.81%
Bloomberg 1-3 Year U.S. Government/Credit Index (reflects no deduction for fees, expenses, or taxes)	4.61%	1.51%	1.27%

⁽¹⁾ Effective July 31, 2024, the Fund changed its broad-based securities market index from the Bloomberg 1-3 Year U.S. Government/Credit Index to the Bloomberg U.S. Aggregate Bond Index in connection with new regulatory requirements.

After-tax returns are calculated using the historical highest individual federal marginal income tax rates and do not reflect the impact of state and local taxes. Actual after-tax returns depend on an investor's tax situation and may differ from those shown. After-tax returns shown are not relevant to investors who hold their shares through tax-advantaged arrangements, such as 401(k) plans or individual retirement accounts.

In calculating the federal income taxes due on redemptions, capital gains taxes resulting from redemptions are subtracted from the redemption proceeds and the tax benefits from capital losses resulting from the redemptions are added to the redemption proceeds. Under certain circumstances, the addition of the tax benefits from capital losses resulting from redemptions may cause the Returns after taxes on distributions and sale of Fund shares to be greater than the Returns after taxes on distributions or even the Returns before taxes.

MANAGEMENT

INVESTMENT ADVISER AND PORTFOLIO MANAGERS. NTI, an indirect subsidiary of Northern Trust Corporation, serves as the investment adviser of the Short Bond Fund. Bilal Memon,

Eric R. Williams, Chaitanya Mandavakuriti and Antulio Bomfim, each a Senior Vice President of NTI, have been managers of the Fund since July 2019, July 2023, July 2024 and July 2023, respectively. The Northern Trust Company, an affiliate of NTI, serves as transfer agent, custodian and sub-administrator to the Fund.

PURCHASE AND SALE OF FUND SHARES

You may purchase Shares Class shares of the Fund by opening an account directly with Northern Funds (the “Trust”) with a minimum initial investment of \$2,500 in the Fund (\$500 for an IRA; \$250 under the Automatic Investment Plan; and \$500 for employees of Northern Trust and its affiliates). The minimum subsequent investment is \$50 (except for reinvestments of distributions for which there is no minimum). The Fund reserves the right to waive these minimums. You may also purchase Shares Class shares of the Fund through an account at Northern Trust (or an affiliate) or an authorized intermediary.

If you purchase, sell (redeem) or exchange Shares Class shares through an authorized intermediary, you may be required to pay a commission and/or other forms of compensation to the intermediary. In addition, an authorized intermediary may impose different investment minimums than those set forth above. The Fund is not responsible for any investment minimums imposed by authorized intermediaries or for notifying shareholders of any changes to them.

On any business day, you may sell (redeem) or exchange shares through your account by contacting your Northern Trust account representative or authorized intermediary. If you purchase shares directly from the Trust, you may sell (redeem) or exchange your shares in one of the following ways:

- By Mail – Send a written request to: Northern Funds, P.O. Box 75986, Chicago, Illinois 60675-5986.
- By Telephone – Authorize the telephone privilege on your New Account Application. Call 800-595-9111 to use the telephone privilege.
- By Wire – Authorize wire redemptions on your New Account Application and have proceeds sent by federal wire transfer to a previously designated bank account (the minimum redemption amount by this method is \$250). You will be charged \$15 for each wire redemption unless the designated

bank account is maintained at Northern Trust or an affiliated bank. Call 800-595-9111 for instructions.

- By Systematic Withdrawal – If you own shares of the Fund with a minimum value of \$10,000, you may elect to have a fixed sum redeemed at regular intervals and distributed in cash or reinvested in one or more other funds of the Trust. Call 800-595-9111 for an application form and additional information. The minimum amount is \$250 per withdrawal.
- By Exchange – Complete the Exchange Privilege section of your New Account Application to exchange shares of one fund in the Trust for shares of another fund in the Trust. Shares being exchanged must have a value of at least \$1,000 (\$2,500 if a new account is being established by the exchange, \$500 if the new account is an IRA). Call 800-595-9111 for more information.
- By Internet – You may initiate transactions between Northern Trust banking and Fund accounts by using Northern Trust Private Passport. For details and to sign up for this service, go to northerntrust.com/funds or contact your Relationship Manager.

TAX INFORMATION

The Fund’s distributions are generally taxable to you as ordinary income, capital gains, or a combination of the two, unless you are investing through a tax-exempt or tax-advantaged arrangement, such as a 401(k) plan or an individual retirement account. Distributions may be taxable upon withdrawal from tax-advantaged accounts.

PAYMENTS TO BROKERS-DEALERS AND OTHER FINANCIAL INTERMEDIARIES

If you purchase the Fund through a broker-dealer or other financial intermediary (such as a bank), the Fund and its related companies may pay the intermediary for the sale of Fund shares and related services. These payments may create a conflict of interest by influencing the broker-dealer or other intermediary and your salesperson to recommend the Fund over another investment. Ask your salesperson or visit your financial intermediary’s website for more information.

INVESTMENT OBJECTIVE

The Fund seeks to maximize total return (capital appreciation and income) with minimal reasonable risk.

FEES AND EXPENSES OF THE FUND

This table describes the fees and expenses that you may pay if you buy, hold, and sell shares of the Fund. You may be required to pay commissions and/or other forms of compensation to a financial intermediary for transactions in Shares Class shares, which are not reflected in the tables or the examples below.

Shareholder Fees (fees paid directly from your investment)

None

Annual Fund Operating Expenses (expenses that you pay each year as a percentage of the value of your investment)

	Shares Class
Management Fees	0.38%
Other Expenses	0.26%
Transfer Agent Fees	0.04%
Other Operating Expenses	0.22%
Total Annual Fund Operating Expenses	0.64%
Expense Reimbursement ⁽¹⁾	(0.22)%
Total Annual Fund Operating Expenses After Expense Reimbursement⁽¹⁾	0.42%

⁽¹⁾ Northern Trust Investments, Inc. ("NTI") has contractually agreed to reimburse a portion of the operating expenses of the Fund so that after such reimbursement the Total Annual Fund Operating Expenses of the Fund (excluding (i) acquired fund fees and expenses; (ii) the compensation paid to each Independent Trustee of the Trust; (iii) expenses of third party consultants engaged by the Board of Trustees; (iv) membership dues paid to the Investment Company Institute and Mutual Fund Directors Forum; (v) expenses in connection with the negotiation and renewal of the revolving credit facility; and (vi) extraordinary expenses and interest) do not exceed 0.40%. NTI has also contractually agreed to reimburse the management fees payable by the Fund in an amount equal to the net management fee NTI earns on the amount invested by the Fund in money market funds managed by NTI, and to reimburse a portion of the operating expenses of the Fund in an amount equal to the acquired fund fees and expenses arising from the Fund's investments in other non-money market funds or exchange-traded funds managed by NTI. These contractual limitations may not be terminated before July 31, 2025 without the approval of the Board of Trustees.

EXAMPLE

The following Example is intended to help you compare the cost of investing in the Fund with the cost of investing in other mutual funds. The Example assumes that you invest \$10,000 in the Fund for the time periods indicated and then redeem all of your shares at the end of those periods. The Example also assumes that your investment has a 5% return each year and that the Fund's operating expenses remain the same (taking into account the expense reimbursement arrangement for one

year, if applicable). Although your actual costs may be higher or lower, based on these assumptions your costs would be:

	1 Year	3 Years	5 Years	10 Years
Shares Class	\$43	\$183	\$335	\$777

PORTFOLIO TURNOVER. The Fund pays transaction costs, such as commissions, when it buys and sells securities (or "turns over" its portfolio). A higher portfolio turnover rate may indicate higher transaction costs and may result in higher taxes when Fund shares are held in a taxable account. These costs, which are not reflected in annual fund operating expenses or in the Example, affect the Fund's performance. During the most recent fiscal year, the Fund's portfolio turnover rate was 46.49% of the average value of its portfolio.

PRINCIPAL INVESTMENT STRATEGIES

The Fund will seek capital appreciation and current income in its attempt to maximize total return. In doing so, the Fund will invest, under normal circumstances, at least 80% of its net assets in securities issued or guaranteed by the U.S. government or by its agencies, instrumentalities or sponsored enterprises and repurchase agreements relating to such securities. These may include:

- U.S. Treasury bills, notes and bonds;
- Obligations of the U.S. government or its agencies, instrumentalities or sponsored enterprises, including obligations that are issued by private issuers that are guaranteed as to principal and interest by the U.S. government, its agencies or instrumentalities;
- Mortgage-related securities issued or guaranteed by the U.S. government or by its agencies, instrumentalities or sponsored enterprises, including U.S. agency mortgage-backed pass through securities ("MBS") that may not be backed by the full faith and credit of the U.S. government;
- Stripped securities evidencing ownership of future interest or principal payments on obligations of the U.S. government or its agencies, instrumentalities or sponsored enterprises;
- Obligations of supranational organizations (such as the World Bank); and
- Inflation-indexed securities.

The Fund may also seek to obtain all or a portion of the Fund's exposure to MBS by investing in shares of one or more affiliated or unaffiliated investment companies, including exchange-traded funds ("ETFs").

In buying and selling securities for the Fund, NTI uses a relative value approach. This approach involves an analysis of general economic and market conditions. It also involves the use of models that analyze and compare expected returns and

assumed risks. Under the relative value approach, NTI will emphasize particular securities and types of securities (such as treasury, agency, asset-backed and mortgage-related securities) that the team believes will provide a favorable return in light of these risks.

The Fund's dollar-weighted average maturity, under normal circumstances, will range between two and five years.

The Fund may also invest in securities issued by U.S. government-sponsored enterprises. Obligations issued by U.S. government-sponsored enterprises are neither issued nor guaranteed by the U.S. Treasury and therefore are not backed by the full faith and credit of the United States.

NTI may engage in active trading, and will not consider portfolio turnover a limiting factor in making decisions for the Fund.

PRINCIPAL RISKS

As with any investment, you could lose all or part of your investment in the Fund, and the Fund's performance could trail that of other investments. The Fund is subject to certain risks, including the principal risks noted below, any of which may adversely affect the Fund's net asset value ("NAV"), yield, total return and ability to meet its investment objective. Each risk noted below is considered a principal risk of investing in the Fund, regardless of the order in which it appears. The significance of each risk factor below may change over time and you should review each risk factor carefully.

MARKET RISK is the risk that the value of the Fund's investments may increase or decrease in response to expected, real or perceived economic, political or financial events in the U.S. or global markets. The frequency and magnitude of such changes in value cannot be predicted. Certain securities and other investments held by the Fund may experience increased volatility, illiquidity, or other potentially adverse effects in response to changing market conditions, inflation, changes in interest rates, lack of liquidity in the bond or equity markets or volatility in the equity markets. Market disruptions caused by local or regional events such as financial institution failures, war, acts of terrorism, the spread of infectious illness (including epidemics and pandemics) or other public health issues, recessions or other events or adverse investor sentiment could have a significant impact on the Fund and its investments. During periods of market disruption or other abnormal market conditions, the Fund's exposure to risks described elsewhere in this summary will likely increase.

U.S. GOVERNMENT SECURITIES RISK is the risk that the U.S. government will not provide financial support to its agencies, instrumentalities or sponsored enterprises if it is not obligated

to do so by law. Certain U.S. government securities purchased by the Fund are neither issued nor guaranteed by the U.S. Treasury and, therefore, may not be backed by the full faith and credit of the United States. The maximum potential liability of the issuers of some U.S. government securities may greatly exceed their current resources, including any legal right to support from the U.S. Treasury. It is possible that the issuers of such securities will not have the funds to meet their payment obligations in the future.

INTEREST RATE RISK is the risk that during periods of rising interest rates, the market value of a Fund's securities will tend to be lower than prevailing market rates and in periods of falling interest rates, the market value of a Fund's securities will tend to be higher. A Fund's yield will vary as short-term securities in its portfolio mature and the proceeds are reinvested in securities with different interest rates. In general, securities with longer maturities or durations are more sensitive to interest rate changes. A general rise in interest rates may cause investors to move out of fixed income securities on a large scale, which could adversely affect the price and liquidity of fixed income securities and could also result in increased redemptions for the Fund. During periods when inflation rates are high or rising, or during periods of low interest rates, the Fund may be subject to a greater risk of rising interest rates. Changing interest rates may have unpredictable effects on the markets and the Fund's investments, may result in heightened market volatility, may impact the liquidity of fixed-income securities and of the Fund, and may detract from Fund performance.

MANAGEMENT RISK is the risk that a strategy used by the Fund's investment adviser may fail to produce the intended results or that imperfections, errors or limitations in the tools and data used by the investment adviser may cause unintended results.

CREDIT (OR DEFAULT) RISK is the risk that the inability or unwillingness of an issuer or guarantor of a fixed-income security, or a counterparty to a repurchase or other transaction, to meet its principal or interest payments or other financial obligations in a timely manner will adversely affect the value of the Fund's investments and its returns. Changes in an issuer's financial strength, the market's perception of an issuer's creditworthiness, or in the credit rating of the issuer or the security may also affect the value of the Fund's investment in that issuer.

DEBT EXTENSION RISK is the risk that when interest rates rise an issuer will exercise its right to pay principal on certain debt securities held by the Fund later than expected. This will cause the value of the security, and the Fund's NAV, to decrease, and the Fund may lose opportunities to invest in higher yielding securities.

INFLATION-INDEXED SECURITIES RISK is the risk that interest payments on inflation-indexed securities can be unpredictable and will vary as the principal and/or interest is periodically adjusted based on the rate of inflation. If the index measuring inflation falls, the interest payable on these securities will be reduced.

INVESTMENT COMPANY RISK is the risk that the Fund will be subject to the risks associated with investments in registered investment companies, including ETFs (together, “Underlying Funds”), such as the possibility that the value of the securities or instruments held by the Underlying Funds could decrease. In addition, passively managed Underlying Funds may not track the performance of their respective reference assets and may hold troubled securities or other investments. Investments in Underlying Funds may involve duplication of management fees and certain other expenses, as the Fund indirectly bears its proportionate share of any expenses paid by the Underlying Funds in which it invests. Further, investments in ETFs are subject to the following additional risks: (1) an ETF’s shares may trade above or below its net asset value; (2) an active trading market for the ETF’s shares may not develop or be maintained; and (3) trading an ETF’s shares may be halted by the listing exchange. NTI may be subject to potential conflicts of interest with respect to investments in affiliated Underlying Funds, which are Underlying Funds managed by NTI or its affiliates, because the fees paid to NTI by some affiliated Underlying Funds may be higher than the fees paid by other Underlying Funds.

ASSET-BACKED AND MORTGAGE-BACKED SECURITIES RISK

Asset-backed and mortgage-backed securities may be less liquid than other bonds, and may be more sensitive than other bonds to the market’s perception of issuers and creditworthiness of payees, particularly in declining general economic conditions when concern regarding mortgagees’ ability to pay (e.g., the ability of homeowners, commercial mortgagees, consumers with student loans, automobile loans or credit card debtholders to make payments on the underlying loan pools) rises, which may result in the Fund experiencing difficulty selling or valuing these securities. In addition, these securities may not be backed by the full faith and credit of the U.S. government, have experienced extraordinary weakness and volatility at various times in recent years, and may decline quickly in the event of a substantial economic or market downturn. Those asset-backed and mortgage-backed securities that are guaranteed as to the timely payment of interest and principal by a government entity, are not guaranteed as to market price, which will fluctuate. Small movements in interest rates (both increases and decreases) may quickly and significantly reduce the value of certain asset-backed and mortgage-backed securities.

An unexpectedly high rate of defaults on the mortgages held by a mortgage pool may adversely affect the value of mortgage-backed securities and could result in losses to the Fund.

Privately issued mortgage-backed securities and asset-backed securities may be less liquid than other types of securities and the Fund may be unable to sell these securities at the time or price it desires. During periods of market stress or high redemptions, the Fund may be forced to sell these securities at significantly reduced prices, resulting in losses. Liquid privately issued mortgage-backed securities and asset-backed securities can become illiquid during periods of market stress. Privately issued mortgage-related securities are not subject to the same underwriting requirements as those with government or government-sponsored entity guarantees and, therefore, mortgage loans underlying privately issued mortgage-related securities may have less favorable collateral, credit risk, liquidity risk or other underwriting characteristics, and wider variances in interest rate, term, size, purpose and borrower characteristics. The Fund may invest in mortgage pools that include subprime mortgages, which are loans made to borrowers with weakened credit histories or with lower capacity to make timely payments on their mortgages. Liquidity and credit risks are even greater for mortgage pools that include subprime mortgages.

PORTFOLIO TURNOVER RISK is the risk that high portfolio turnover, including investments made on a shorter-term basis or instruments with a maturity of one year or less at the time of acquisition, may lead to increased Fund expenses that may result in lower investment returns. High portfolio turnover may also result in higher short-term capital gains taxable to shareholders.

PREPAYMENT (OR CALL) RISK is the risk that an issuer could exercise its right to pay principal on callable debt securities held by the Fund earlier than expected. Issuers may be more likely to prepay when interest rates fall, when credit spreads change, or when an issuer’s credit quality improves. If this happens, the Fund will not benefit from the rise in the market price of the securities that normally accompanies a decline in interest rates, and will be forced to reinvest prepayment proceeds in lower yielding securities, which may reduce the Fund’s returns. The Fund may also lose any premium it paid to purchase the securities.

As with any mutual fund, it is possible to lose money on an investment in the Fund. An investment in the Fund is not a deposit of any bank and is not insured or guaranteed by the Federal Deposit Insurance Corporation, any other government agency, or The Northern Trust Company, its affiliates, subsidiaries or any other bank.

FUND PERFORMANCE

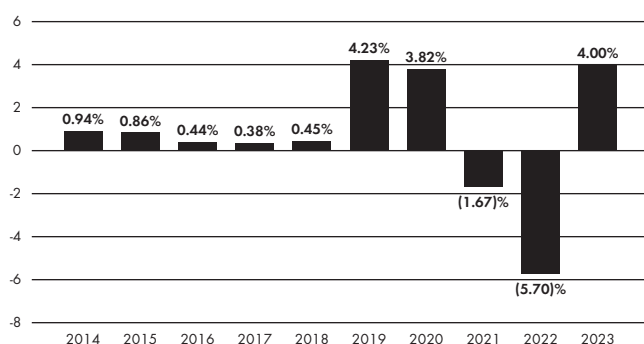
The bar chart and table that follow provide an indication of the risks of investing in the Fund by showing (A) changes in the performance of the Fund from year to year, and (B) how the average annual total returns of the Fund compare to those of a

broad-based securities market index and a style-specific index (one reflecting the market segments in which the Fund invests), in that order.

The Fund's past performance, before and after taxes, is not necessarily an indication of how the Fund will perform in the future.

Updated performance information for the Fund is available and may be obtained on the Fund's website at northerntrust.com/funds or by calling 800-595-9111.

CALENDAR YEAR TOTAL RETURN*



* Year to date total return for the six months ended June 30, 2024 was 0.77%. For the periods shown in the bar chart above, the highest quarterly return was 3.38% in the first quarter of 2020, and the lowest quarterly return was (3.48)% in the first quarter of 2022.

AVERAGE ANNUAL TOTAL RETURN

(For the periods ended December 31, 2023)

	1-Year	5-Year	10-Year
Shares Class			
Returns before taxes	4.00%	0.86%	0.73%
Returns after taxes on distributions	2.80%	0.30%	0.22%
Returns after taxes on distributions and sale of Fund shares	2.35%	0.42%	0.34%
Bloomberg U.S. Aggregate Bond Index (reflects no deduction for fees, expenses, or taxes) ⁽¹⁾	5.53%	1.10%	1.81%
Bloomberg 1-5 Year U.S. Government Index (reflects no deduction for fees, expenses, or taxes)	4.39%	1.18%	1.13%

⁽¹⁾ Effective July 31, 2024, the Fund changed its broad-based securities market index from the Bloomberg 1-5 Year U.S. Government Index to the Bloomberg U.S. Aggregate Bond Index in connection with new regulatory requirements.

After-tax returns are calculated using the historical highest individual federal marginal income tax rates and do not reflect the impact of state and local taxes. Actual after-tax returns depend on an investor's tax situation and may differ from those shown. After-tax returns shown are not relevant to investors who hold their shares through tax-advantaged arrangements, such as 401(k) plans or individual retirement accounts.

In calculating the federal income taxes due on redemptions, capital gains taxes resulting from redemptions are subtracted from the redemption proceeds and the tax benefits from capital losses resulting

from the redemptions are added to the redemption proceeds. Under certain circumstances, the addition of the tax benefits from capital losses resulting from redemptions may cause the Returns after taxes on distributions and sale of Fund shares to be greater than the Returns after taxes on distributions or even the Returns before taxes.

MANAGEMENT

INVESTMENT ADVISER AND PORTFOLIO MANAGERS. NTI, an indirect subsidiary of Northern Trust Corporation, serves as the investment adviser of the Limited Term U.S. Government Fund. Michael R. Chico and David Alongi, CFA, each a Senior Vice President of NTI, have been managers of the Fund since July 2013 and July 2023, respectively. The Northern Trust Company, an affiliate of NTI, serves as transfer agent, custodian and sub-administrator to the Fund.

PURCHASE AND SALE OF FUND SHARES

You may purchase Shares Class shares of the Fund by opening an account directly with Northern Funds (the "Trust") with a minimum initial investment of \$2,500 in the Fund (\$500 for an IRA; \$250 under the Automatic Investment Plan; and \$500 for employees of Northern Trust and its affiliates). The minimum subsequent investment is \$50 (except for reinvestments of distributions for which there is no minimum). The Fund reserves the right to waive these minimums. You may also purchase Shares Class shares of the Fund through an account at Northern Trust (or an affiliate) or an authorized intermediary.

If you purchase, sell (redeem) or exchange Shares Class shares through an authorized intermediary, you may be required to pay a commission and/or other forms of compensation to the intermediary. In addition, an authorized intermediary may impose different investment minimums than those set forth above. The Fund is not responsible for any investment minimums imposed by authorized intermediaries or for notifying shareholders of any changes to them.

On any business day, you may sell (redeem) or exchange shares through your account by contacting your Northern Trust account representative or authorized intermediary. If you purchase shares directly from the Trust, you may sell (redeem) or exchange your shares in one of the following ways:

- By Mail – Send a written request to: Northern Funds, P.O. Box 75986, Chicago, Illinois 60675-5986.
- By Telephone – Authorize the telephone privilege on your New Account Application. Call 800-595-9111 to use the telephone privilege.
- By Wire – Authorize wire redemptions on your New Account Application and have proceeds sent by federal wire transfer to a previously designated bank account (the minimum redemption amount by this method is \$250). You will be

charged \$15 for each wire redemption unless the designated bank account is maintained at Northern Trust or an affiliated bank. Call 800-595-9111 for instructions.

- **By Systematic Withdrawal** – If you own shares of the Fund with a minimum value of \$10,000, you may elect to have a fixed sum redeemed at regular intervals and distributed in cash or reinvested in one or more other funds of the Trust. Call 800-595-9111 for an application form and additional information. The minimum amount is \$250 per withdrawal.
- **By Exchange** – Complete the Exchange Privilege section of your New Account Application to exchange shares of one fund in the Trust for shares of another fund in the Trust. Shares being exchanged must have a value of at least \$1,000 (\$2,500 if a new account is being established by the exchange, \$500 if the new account is an IRA). Call 800-595-9111 for more information.
- **By Internet** – You may initiate transactions between Northern Trust banking and Fund accounts by using Northern Trust Private Passport. For details and to sign up for this service, go to northerntrust.com/funds or contact your Relationship Manager.

TAX INFORMATION

The Fund's distributions are generally taxable to you as ordinary income, capital gains, or a combination of the two, unless you are investing through a tax-exempt or tax-advantaged arrangement, such as a 401(k) plan or an individual retirement account. Distributions may be taxable upon withdrawal from tax-advantaged accounts.

PAYMENTS TO BROKERS-DEALERS AND OTHER FINANCIAL INTERMEDIARIES

If you purchase the Fund through a broker-dealer or other financial intermediary (such as a bank), the Fund and its related companies may pay the intermediary for the sale of Fund shares and related services. These payments may create a conflict of interest by influencing the broker-dealer or other intermediary and your salesperson to recommend the Fund over another investment. Ask your salesperson or visit your financial intermediary's website for more information.

INVESTMENT OBJECTIVE

The Fund seeks to maximize total return (capital appreciation and income), adjusted for the federal maximum tax rate, to the extent consistent with preservation of principal.

FEES AND EXPENSES OF THE FUND

This table describes the fees and expenses that you may pay if you buy, hold, and sell shares of the Fund. You may be required to pay commissions and/or other forms of compensation to a financial intermediary for transactions in Shares Class shares, which are not reflected in the tables or the examples below.

Shareholder Fees (fees paid directly from your investment)

None

Annual Fund Operating Expenses (expenses that you pay each year as a percentage of the value of your investment)

	Shares Class
Management Fees	0.23%
Other Expenses	0.05%
Transfer Agent Fees	0.04%
Other Operating Expenses	0.01%
Acquired Fund Fees and Expenses ⁽¹⁾	0.01%
Total Annual Fund Operating Expenses⁽¹⁾	0.29%
Expense Reimbursement ⁽²⁾	(0.03)%
Total Annual Fund Operating Expenses After Expense Reimbursement⁽²⁾	0.26%

⁽¹⁾ The Total Annual Fund Operating Expenses do not correlate to the ratio of expenses to average net assets as reported in the "Financial Highlights" section of the Prospectus, which reflects the operating expenses of the Fund and does not include Acquired Fund Fees and Expenses.

⁽²⁾ Northern Trust Investments, Inc. ("NTI") has contractually agreed to reimburse a portion of the operating expenses of the Fund so that after such reimbursement the Total Annual Fund Operating Expenses of the Fund (excluding (i) acquired fund fees and expenses; (ii) the compensation paid to each Independent Trustee of the Trust; (iii) expenses of third party consultants engaged by the Board of Trustees; (iv) membership dues paid to the Investment Company Institute and Mutual Fund Directors Forum; (v) expenses in connection with the negotiation and renewal of the revolving credit facility; and (vi) extraordinary expenses and interest) do not exceed 0.25%. NTI has also contractually agreed to reimburse the management fees payable by the Fund in an amount equal to the net management fee NTI earns on the amount invested by the Fund in money market funds managed by NTI. These contractual limitations may not be terminated before July 31, 2025 without the approval of the Board of Trustees.

EXAMPLE

The following Example is intended to help you compare the cost of investing in the Fund with the cost of investing in other mutual funds. The Example assumes that you invest \$10,000 in the Fund for the time periods indicated and then redeem all of

your shares at the end of those periods. The Example also assumes that your investment has a 5% return each year and that the Fund's operating expenses remain the same (taking into account the expense reimbursement arrangement for one year, if applicable). Although your actual costs may be higher or lower, based on these assumptions your costs would be:

	1 Year	3 Years	5 Years	10 Years
Shares Class	\$27	\$90	\$160	\$365

PORTFOLIO TURNOVER. The Fund pays transaction costs, such as commissions, when it buys and sells securities (or "turns over" its portfolio). A higher portfolio turnover rate may indicate higher transaction costs and may result in higher taxes when Fund shares are held in a taxable account. These costs, which are not reflected in annual fund operating expenses or in the Example, affect the Fund's performance. During the most recent fiscal year, the Fund's portfolio turnover rate was 43.74% of the average value of its portfolio.

PRINCIPAL INVESTMENT STRATEGIES

The Fund will, under normal circumstances, invest primarily (and not less than 80% of its net assets) in fixed-income securities. These include:

- Obligations of U.S. state and local governments, and foreign governments;
- Obligations of the U.S. government or its agencies, instrumentalities or sponsored enterprises;
- Commercial paper and other obligations of domestic and foreign banks and corporations;
- Zero coupon bonds, debentures, preferred stock and convertible securities;
- Inflation-indexed securities;
- Mortgage and other asset-backed securities; and
- Repurchase agreements relating to the above instruments.

The Fund invests in investment grade domestic debt obligations (i.e., obligations rated within the top four rating categories by a Nationally Recognized Statistical Rating Organization ("NRSRO") or of comparable quality as determined by NTI). Credit ratings are determined at the time of purchase. The Fund's average portfolio quality is expected to be "A" or better. The Fund will focus primarily on U.S. securities, but may also invest in fixed-income securities of foreign issuers. The Fund's investments in foreign securities will consist only of U.S. dollar-denominated securities.

The Fund seeks to provide investors in higher tax brackets with more after-tax yield than a money market fund with the potential for capital appreciation. The Fund is not a money market fund, and its NAV will fluctuate.

The Fund seeks to maximize after-tax returns by pursuing what NTI believes to be the best net after-tax total return opportunities in both taxable and tax-exempt securities for an investor in the maximum federal tax bracket. For example, during certain market cycles a two-year corporate security may offer a significantly higher yield to maturity both gross of taxes and net of the highest federal tax rate versus a two-year tax-exempt municipal security. In this situation, the Fund may purchase the corporate security if a clear net of tax yield advantage can be determined over tax-exempt municipal alternatives. The Adviser will seek to capture such net of tax yield advantages on an opportunistic basis within the Fund's maturity limitations described below.

The Fund currently anticipates that it will invest at least 50% of its total assets in municipal securities and other related investments, the income from which is exempt from regular U.S. federal income tax.

The Fund is not limited in the amount of its assets that may be invested in alternative minimum tax ("AMT") obligations (also known as private activity bonds), which pay interest that may be treated as an item of tax preference to shareholders under the federal AMT.

The Fund's dollar-weighted average maturity, under normal circumstances, will range between six and eighteen months. Under normal circumstances, the Fund will invest only in securities with a duration of three years or less at the time of purchase. NTI may adjust the Fund's holdings based on actual or anticipated changes in interest rates or credit quality, and may shorten the Fund's duration below six months based on NTI's interest rate outlook or adverse market conditions.

The Fund may also invest in securities that are subject to resale restrictions such as those contained in Rule 144A promulgated under the Securities Act of 1933.

In buying and selling securities for the Fund, NTI uses a relative value approach. This approach involves an analysis of general economic and market conditions. It also involves the use of models that analyze and compare expected returns and assumed risks. Under the relative value approach, NTI will emphasize particular securities and types of securities (such as general obligation bonds, corporate-backed municipal bonds, revenue obligation bonds, and other municipal securities, treasury, agency, asset-backed, mortgage-backed and corporate securities) that the team believes will provide a favorable net after-tax return in light of these risks.

PRINCIPAL RISKS

As with any investment, you could lose all or part of your investment in the Fund, and the Fund's performance could trail that of other investments. The Fund is subject to certain risks, including the principal risks noted below, any of which may

adversely affect the Fund's net asset value ("NAV"), yield, total return and ability to meet its investment objective. Each risk noted below is considered a principal risk of investing in the Fund, regardless of the order in which it appears. The significance of each risk factor below may change over time and you should review each risk factor carefully.

MARKET RISK is the risk that the value of the Fund's investments may increase or decrease in response to expected, real or perceived economic, political or financial events in the U.S. or global markets. The frequency and magnitude of such changes in value cannot be predicted. Certain securities and other investments held by the Fund may experience increased volatility, illiquidity, or other potentially adverse effects in response to changing market conditions, inflation, changes in interest rates, lack of liquidity in the bond or equity markets or volatility in the equity markets. Market disruptions caused by local or regional events such as financial institution failures, war, acts of terrorism, the spread of infectious illness (including epidemics and pandemics) or other public health issues, recessions or other events or adverse investor sentiment could have a significant impact on the Fund and its investments. During periods of market disruption or other abnormal market conditions, the Fund's exposure to risks described elsewhere in this summary will likely increase.

MUNICIPAL INVESTMENTS RISK is the risk of a municipal security that generally depends on the financial and credit status of the issuer. Constitutional amendments, legislative enactments, executive orders, administrative regulations, voter initiatives, and the issuer's regional economic conditions may affect the municipal security's value, interest payments, repayment of principal and the Fund's ability to sell the security. The Fund may be more sensitive to adverse economic, business, political or public health developments if it focuses its assets in municipal bonds that are issued to finance similar projects (such as those relating to education, health care, housing, transportation, and utilities), industrial development bonds, in particular types of municipal securities (such as general obligation bonds, private activity bonds and moral obligation bonds), or in municipal securities of a particular state or territory. While income earned on municipal securities is generally not subject to federal tax, the failure of a municipal security issuer to comply with applicable tax requirements may make income paid thereon taxable, resulting in a decline in the security's value. In addition, there could be changes in applicable tax laws or tax treatments that reduce or eliminate the current federal income tax exemption on municipal securities or otherwise adversely affect the current federal or state tax status of municipal securities. The secondary market for municipal obligations also tends to be less well-developed and less liquid than many other securities markets, which may limit the Fund's ability to sell its municipal obligations at attractive prices. Further, inventories of municipal securities

held by brokers and dealers have decreased in recent years, lessening their ability to make a market in these securities, which has resulted in increased municipal security price volatility and trading costs, particularly during periods of economic or market stress.

CREDIT (OR DEFAULT) RISK is the risk that the inability or unwillingness of an issuer or guarantor of a fixed-income security, or a counterparty to a repurchase or other transaction, to meet its principal or interest payments or other financial obligations in a timely manner will adversely affect the value of the Fund's investments and its returns. Changes in an issuer's financial strength, the market's perception of an issuer's creditworthiness, or in the credit rating of the issuer or the security may also affect the value of the Fund's investment in that issuer.

INTEREST RATE RISK is the risk that during periods of rising interest rates, the market value of a Fund's securities will tend to be lower than prevailing market rates and in periods of falling interest rates, the market value of a Fund's securities will tend to be higher. A Fund's yield will vary as short-term securities in its portfolio mature and the proceeds are reinvested in securities with different interest rates. In general, securities with longer maturities or durations are more sensitive to interest rate changes. A general rise in interest rates may cause investors to move out of fixed income securities on a large scale, which could adversely affect the price and liquidity of fixed income securities and could also result in increased redemptions for the Fund. During periods when inflation rates are high or rising, or during periods of low interest rates, the Fund may be subject to a greater risk of rising interest rates. Changing interest rates may have unpredictable effects on the markets and the Fund's investments, may result in heightened market volatility, may impact the liquidity of fixed-income securities and of the Fund, and may detract from Fund performance.

ALTERNATIVE MINIMUM TAX RISK is the risk that a portion of the Fund's otherwise tax-exempt income may be taxable to those shareholders subject to the federal alternative minimum tax.

MANAGEMENT RISK is the risk that a strategy used by the Fund's investment adviser may fail to produce the intended results or that imperfections, errors or limitations in the tools and data used by the investment adviser may cause unintended results.

ASSET-BACKED AND MORTGAGE-BACKED SECURITIES RISK

Asset-backed and mortgage-backed securities may be less liquid than other bonds, and may be more sensitive than other bonds to the market's perception of issuers and creditworthiness of payees, particularly in declining general economic conditions when concern regarding mortgagees' ability to pay (e.g., the ability of homeowners, commercial mortgagees, consumers

with student loans, automobile loans or credit card debtholders to make payments on the underlying loan pools) rises, which may result in the Fund experiencing difficulty selling or valuing these securities. In addition, these securities may not be backed by the full faith and credit of the U.S. government, have experienced extraordinary weakness and volatility at various times in recent years, and may decline quickly in the event of a substantial economic or market downturn. Those asset-backed and mortgage-backed securities that are guaranteed as to the timely payment of interest and principal by a government entity, are not guaranteed as to market price, which will fluctuate. Small movements in interest rates (both increases and decreases) may quickly and significantly reduce the value of certain asset-backed and mortgage-backed securities.

An unexpectedly high rate of defaults on the mortgages held by a mortgage pool may adversely affect the value of mortgage-backed securities and could result in losses to the Fund. Privately issued mortgage-backed securities and asset-backed securities may be less liquid than other types of securities and the Fund may be unable to sell these securities at the time or price it desires. During periods of market stress or high redemptions, the Fund may be forced to sell these securities at significantly reduced prices, resulting in losses. Liquid privately issued mortgage-backed securities and asset-backed securities can become illiquid during periods of market stress. Privately issued mortgage-related securities are not subject to the same underwriting requirements as those with government or government-sponsored entity guarantees and, therefore, mortgage loans underlying privately issued mortgage-related securities may have less favorable collateral, credit risk, liquidity risk or other underwriting characteristics, and wider variances in interest rate, term, size, purpose and borrower characteristics. The Fund may invest in mortgage pools that include subprime mortgages, which are loans made to borrowers with weakened credit histories or with lower capacity to make timely payments on their mortgages. Liquidity and credit risks are even greater for mortgage pools that include subprime mortgages.

SOVEREIGN DEBT RISK is the risk that the Fund may invest in securities issued or guaranteed by foreign governmental entities (known as sovereign debt securities). These investments are subject to the risk of payment delays or defaults, due, for example, to cash flow problems, insufficient foreign currency reserves, political considerations, large debt positions relative to the country's economy or failure to implement economic reforms. There is no legal or bankruptcy process for collecting sovereign debt.

ZERO COUPON OR PAY-IN-KIND SECURITIES RISK The value, interest rates, and liquidity of non-cash paying instruments, such as zero coupon and pay-in-kind securities, are subject to greater fluctuation than other types of securities. The higher yields and interest rates on pay-in-kind securities reflect the

payment deferral and increased credit risk associated with such instruments and that such investments may represent a higher credit risk than loans that periodically pay interest.

CONVERTIBLE SECURITIES RISK The market values of convertible securities are affected by market interest rates, the risk of actual issuer default on interest or principal payments and the value of the underlying common stock into which the convertible security may be converted. Additionally, a convertible security is subject to the same types of market and issuer risks as apply to the underlying common stock. Certain convertible securities are subject to involuntary conversions and may undergo principal write-downs upon the occurrence of triggering events, and, as a result, are subject to an increased risk of loss. Convertible securities may be rated below investment grade.

PREFERRED SECURITIES RISK Preferred securities are subject to issuer-specific and market risks applicable generally to equity securities. Preferred securities also may be subordinated to bonds or other debt instruments, subjecting them to a greater risk of non-payment, may be less liquid than many other securities, such as common stocks, and generally offer no voting rights with respect to the issuer.

REPURCHASE AGREEMENTS RISK is the risk that the counterparty may default on its obligation to repurchase the underlying instruments collateralizing the repurchase agreement, which may cause the Fund to lose money. This risk is magnified to the extent that a repurchase agreement is secured by securities other than cash or U.S. Government securities.

DEBT EXTENSION RISK is the risk that when interest rates rise an issuer will exercise its right to pay principal on certain debt securities held by the Fund later than expected. This will cause the value of the security, and the Fund's NAV, to decrease, and the Fund may lose opportunities to invest in higher yielding securities.

RESTRICTED SECURITIES RISK is the risk that limitations on the resale of restricted securities or other securities exempt from certain registration requirements, such as Rule 144A securities, may have an adverse effect on their marketability and may prevent the Fund from disposing of them promptly or at desirable prices. There can be no assurance that a trading market will exist at any time for any particular restricted security. Transaction costs may be higher for restricted securities and such securities may be difficult to value and may have significant volatility.

FOREIGN SECURITIES RISK is the risk that investing in foreign (non-U.S.) securities may result in the Fund experiencing more rapid and extreme changes in value than a fund that invests exclusively in securities of U.S. companies, due to less liquid markets and adverse economic, political, diplomatic, financial,

and regulatory factors. Foreign governments may impose limitations on foreigners' ownership of interests in local issuers, restrictions on the ability to repatriate assets, and may also impose taxes. Any of these events could cause the value of the Fund's investments to decline. Foreign banks, agents and securities depositories that hold the Fund's foreign assets may be subject to little or no regulatory oversight over, or independent evaluation, of their operations. Additional costs associated with investments in foreign securities may include higher custodial fees than those applicable to domestic custodial arrangements and transaction costs of foreign currency conversions. Unless the Fund has hedged its foreign currency exposure, foreign securities risk also involves the risk of negative foreign currency rate fluctuations, which may cause the value of securities denominated in such foreign currency (or other instruments through which the Fund has exposure to foreign currencies) to decline in value. Currency exchange rates may fluctuate significantly over short periods of time. Currency hedging strategies, if used, are not always successful. For instance, forward foreign currency exchange contracts, if used by the Fund, could reduce performance if there are unanticipated changes in currency exchange rates.

INFLATION-INDEXED SECURITIES RISK is the risk that interest payments on inflation-indexed securities can be unpredictable and will vary as the principal and/or interest is periodically adjusted based on the rate of inflation. If the index measuring inflation falls, the interest payable on these securities will be reduced.

PREPAYMENT (OR CALL) RISK is the risk that an issuer could exercise its right to pay principal on callable debt securities held by the Fund earlier than expected. Issuers may be more likely to prepay when interest rates fall, when credit spreads change, or when an issuer's credit quality improves. If this happens, the Fund will not benefit from the rise in the market price of the securities that normally accompanies a decline in interest rates, and will be forced to reinvest prepayment proceeds in lower yielding securities, which may reduce the Fund's returns. The Fund may also lose any premium it paid to purchase the securities.

U.S. GOVERNMENT SECURITIES RISK is the risk that the U.S. government will not provide financial support to its agencies, instrumentalities or sponsored enterprises if it is not obligated to do so by law. Certain U.S. government securities purchased by the Fund are neither issued nor guaranteed by the U.S. Treasury and, therefore, may not be backed by the full faith and credit of the United States. The maximum potential liability of the issuers of some U.S. government securities may greatly exceed their current resources, including any legal right to support from the U.S. Treasury. It is possible that the issuers of such securities will not have the funds to meet their payment obligations in the future.

As with any mutual fund, it is possible to lose money on an investment in the Fund. An investment in the Fund is not a deposit of any bank and is not insured or guaranteed by the Federal Deposit Insurance Corporation, any other government agency, or The Northern Trust Company, its affiliates, subsidiaries or any other bank.

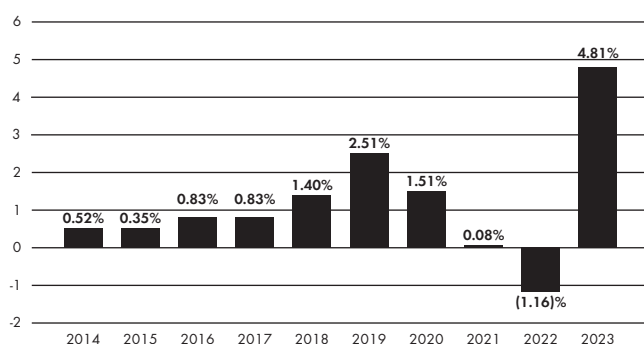
FUND PERFORMANCE

The bar chart and table that follow provide an indication of the risks of investing in the Fund by showing (A) changes in the performance of the Fund from year to year, and (B) how the average annual total returns of the Fund compare to those of a broad-based securities market index, two style-specific indices (reflecting the market segments in which the Fund invests) and a custom blended benchmark that reflects the investment instruments in which the Fund invests, in that order.

The Fund's past performance, before and after taxes, is not necessarily an indication of how the Fund will perform in the future.

Updated performance information for the Fund is available and may be obtained on the Fund's website at northerntrust.com/funds or by calling 800-595-9111.

CALENDAR YEAR TOTAL RETURN*



* Year to date total return for the six months ended June 30, 2024 was 1.79%. For the periods shown in the bar chart above, the highest quarterly return was 1.80% in the fourth quarter of 2023, and the lowest quarterly return was (1.46)% in the first quarter of 2022.

AVERAGE ANNUAL TOTAL RETURN

(For the periods ended December 31, 2023)

	1-Year	5-Year	10-Year
Shares Class			
Returns before taxes	4.81%	1.53%	1.16%
Returns after taxes on distributions	4.19%	1.26%	0.95%
Returns after taxes on distributions and sale of Fund shares	3.36%	1.24%	0.95%
Bloomberg U.S. Municipal Bond Index (reflects no deduction for fees, expenses, or taxes) ⁽¹⁾	6.40%	2.25%	3.03%
ICE BofA 6-12 Month Municipal Securities Index (reflects no deduction for fees, expenses, or taxes)	3.35%	1.37%	1.02%
ICE BofA 1-3 Year US Municipal Securities Index (reflects no deduction for fees, expenses, or taxes)	3.31%	1.31%	1.11%
75% ICE BofA 6-12 Month Municipal Securities Index and 25% ICE BofA 1-3 Year Municipal Securities Index (reflects no deduction for fees, expenses, or taxes)	3.34%	1.35%	1.04%

⁽¹⁾ Effective July 31, 2024, the Fund changed its broad-based securities market index from the 75% ICE BofA 6-12 Month Municipal Securities Index and 25% ICE BofA 1-3 Year Municipal Securities Index to the Bloomberg U.S. Municipal Bond Index in connection with new regulatory requirements.

After-tax returns are calculated using the historical highest individual federal marginal income tax rates and do not reflect the impact of state and local taxes. Actual after-tax returns depend on an investor's tax situation and may differ from those shown. After-tax returns shown are not relevant to investors who hold their shares through tax-advantaged arrangements, such as 401(k) plans or individual retirement accounts.

In calculating the federal income taxes due on redemptions, capital gains taxes resulting from redemptions are subtracted from the redemption proceeds and the tax benefits from capital losses resulting from the redemptions are added to the redemption proceeds. Under certain circumstances, the addition of the tax benefits from capital losses resulting from redemptions may cause the Returns after taxes on distributions and sale of Fund shares to be greater than the Returns after taxes on distributions or even the Returns before taxes.

MANAGEMENT

INVESTMENT ADVISER AND PORTFOLIO MANAGER. NTI, an indirect subsidiary of Northern Trust Corporation, serves as the investment adviser of the Tax-Advantaged Ultra-Short Fixed Income Fund. Adam M. Shane, CFA, Timothy Blair, CFA, Bilal Memon, and Morten Olsen, each a Senior Vice President of NTI, have been managers of the Fund since July 2022, July 2023, July 2023, and July 2024, respectively. The Northern Trust Company, an affiliate of NTI, serves as transfer agent, custodian and sub-administrator to the fund.

PURCHASE AND SALE OF FUND SHARES

You may purchase Shares Class shares of the Fund by opening an account directly with Northern Funds (the "Trust") with a minimum initial investment of \$2,500 in the Fund (\$500 for an

IRA; \$250 under the Automatic Investment Plan; and \$500 for employees of Northern Trust and its affiliates). The minimum subsequent investment is \$50 (except for reinvestments of distributions for which there is no minimum). The Fund reserves the right to waive these minimums. You may also purchase Shares Class shares of the Fund through an account at Northern Trust (or an affiliate) or an authorized intermediary.

If you purchase, sell (redeem) or exchange Shares Class shares through an authorized intermediary, you may be required to pay a commission and/or other forms of compensation to the intermediary. In addition, an authorized intermediary may impose different investment minimums than those set forth above. The Fund is not responsible for any investment minimums imposed by authorized intermediaries or for notifying shareholders of any changes to them.

On any business day, you may sell (redeem) or exchange shares through your account by contacting your Northern Trust account representative or authorized intermediary. If you purchase shares directly from the Trust, you may sell (redeem) or exchange your shares in one of the following ways:

- By Mail – Send a written request to: Northern Funds, P.O. Box 75986, Chicago, Illinois 60675-5986.
- By Telephone – Authorize the telephone privilege on your New Account Application. Call 800-595-9111 to use the telephone privilege.
- By Wire – Authorize wire redemptions on your New Account Application and have proceeds sent by federal wire transfer to a previously designated bank account (the minimum redemption amount by this method is \$250). You will be charged \$15 for each wire redemption unless the designated bank account is maintained at Northern Trust or an affiliated bank. Call 800-595-9111 for instructions.
- By Systematic Withdrawal – If you own shares of the Fund with a minimum value of \$10,000, you may elect to have a fixed sum redeemed at regular intervals and distributed in cash or reinvested in one or more other funds of the Trust. Call 800-595-9111 for an application form and additional information. The minimum amount is \$250 per withdrawal.
- By Exchange – Complete the Exchange Privilege section of your New Account Application to exchange shares of one fund in the Trust for shares of another fund in the Trust. Shares being exchanged must have a value of at least \$1,000 (\$2,500 if a new account is being established by the exchange, \$500 if the new account is an IRA). Call 800-595-9111 for more information.
- By Internet – You may initiate transactions between Northern Trust banking and Fund accounts by using Northern Trust Private Passport. For details and to sign up for this service, go to northerntrust.com/funds or contact your Relationship Manager.

TAX INFORMATION

The Fund's distributions may be taxable as ordinary income or capital gains.

However, the Fund currently anticipates that a portion of its income dividends will be "exempt interest dividends" that are generally exempt from regular federal income tax. In certain instances, dividends paid by the Fund, while exempt from regular federal income tax, may be subject to the federal AMT. State and local income taxes may apply to all or a portion of the exempt-interest dividends paid by the Fund. Tax exempt institutions, IRAs and other tax advantaged retirement accounts will not gain an additional benefit through investment in the Fund because such investors are already tax-exempt.

PAYMENTS TO BROKERS-DEALERS AND OTHER FINANCIAL INTERMEDIARIES

If you purchase the Fund through a broker-dealer or other financial intermediary (such as a bank), the Fund and its related companies may pay the intermediary for the sale of Fund shares and related services. These payments may create a conflict of interest by influencing the broker-dealer or other intermediary and your salesperson to recommend the Fund over another investment. Ask your salesperson or visit your financial intermediary's website for more information.

INVESTMENT OBJECTIVE

The Fund seeks to maximize total return (capital appreciation and income) to the extent consistent with preservation of principal.

FEES AND EXPENSES OF THE FUND

This table describes the fees and expenses that you may pay if you buy, hold, and sell shares of the Fund. You may be required to pay commissions and/or other forms of compensation to a financial intermediary for transactions in Shares Class shares, which are not reflected in the tables or the examples below.

Shareholder Fees (fees paid directly from your investment)

None

Annual Fund Operating Expenses (expenses that you pay each year as a percentage of the value of your investment)

	Shares Class
Management Fees	0.23%
Other Expenses	0.06%
Transfer Agent Fees	0.04%
Other Operating Expenses	0.02%
Acquired Fund Fees & Expenses ⁽¹⁾	0.01%
Total Annual Fund Operating Expenses⁽¹⁾	0.30%
Expense Reimbursement ⁽²⁾	(0.04)%
Total Annual Fund Operating Expenses After Expense Reimbursement⁽²⁾	0.26%

⁽¹⁾ The Total Annual Fund Operating Expenses do not correlate to the ratio of expenses to average net assets as reported in the "Financial Highlights" section of the Prospectus, which reflects the operating expenses of the Fund and does not include Acquired Fund Fees and Expenses.

⁽²⁾ Northern Trust Investments, Inc. ("NTI") has contractually agreed to reimburse a portion of the operating expenses of the Fund so that after such reimbursement the Total Annual Fund Operating Expenses of the Fund (excluding (i) acquired fund fees and expenses; (ii) the compensation paid to each Independent Trustee of the Trust; (iii) expenses of third party consultants engaged by the Board of Trustees; (iv) membership dues paid to the Investment Company Institute and Mutual Fund Directors Forum; (v) expenses in connection with the negotiation and renewal of the revolving credit facility; and (vi) extraordinary expenses and interest) do not exceed 0.25%. NTI has also contractually agreed to reimburse the management fees payable by the Fund in an amount equal to the net management fee NTI earns on the amount invested by the Fund in money market funds managed by NTI. These contractual limitations may not be terminated before July 31, 2025 without the approval of the Board of Trustees.

EXAMPLE

The following Example is intended to help you compare the cost of investing in the Fund with the cost of investing in other mutual funds. The Example assumes that you invest \$10,000 in the Fund for the time periods indicated and then redeem all of

your shares at the end of those periods. The Example also assumes that your investment has a 5% return each year and that the Fund's operating expenses remain the same (taking into account the expense reimbursement arrangement for one year, if applicable). Although your actual costs may be higher or lower, based on these assumptions your costs would be:

	1 Year	3 Years	5 Years	10 Years
Shares Class	\$27	\$92	\$165	\$377

PORTFOLIO TURNOVER. The Fund pays transaction costs, such as commissions, when it buys and sells securities (or "turns over" its portfolio). A higher portfolio turnover rate may indicate higher transaction costs and may result in higher taxes when Fund shares are held in a taxable account. These costs, which are not reflected in annual fund operating expenses or in the Example, affect the Fund's performance. During the most recent fiscal year, the Fund's portfolio turnover rate was 21.16% of the average value of its portfolio.

PRINCIPAL INVESTMENT STRATEGIES

The Fund will, under normal circumstances, invest primarily (and not less than 80% of its net assets) in fixed-income securities. These include:

- Obligations of the U.S. government or its agencies, instrumentalities or sponsored enterprises;
- Obligations of U.S. state and local governments, and foreign governments;
- Commercial paper and other obligations of domestic and foreign banks and corporations;
- Zero coupon bonds and debentures;
- Inflation-indexed securities; and
- Mortgage and other asset-backed securities.

Under normal market conditions, the Fund will invest at least 25% of its total assets in securities issued by companies in the financial services industry. Companies in the financial services industry include but are not limited to U.S. and non-U.S. companies involved in banking, mortgage, consumer or specialized finance, investment banking, securities brokerage, asset management and custody, insurance, financial investment, real estate and mortgage finance and financial conglomerates, and related asset-backed securities.

The Fund invests in investment grade domestic debt obligations (i.e., obligations rated within the top four rating categories by a Nationally Recognized Statistical Rating Organization ("NRSRO") or of comparable quality as determined by NTI). Credit ratings are determined at the time of purchase. The Fund's average portfolio is expected to be "A"

or better. The Fund will focus primarily on U.S. securities, but may invest in fixed-income securities of foreign issuers. The Fund's investments in foreign securities will consist only of U.S. dollar-denominated securities. The Fund may also invest in securities that are subject to resale restrictions such as those contained in Rule 144A promulgated under the Securities Act of 1933.

The Fund seeks to provide investors with more yield than a money market fund with the potential for capital appreciation. The Fund is not a money market fund, and its NAV will fluctuate.

In buying and selling securities for the Fund, NTI uses a relative value approach. This approach involves an analysis of general economic and market conditions. It also involves the use of models that analyze and compare expected returns and assumed risks. Under the relative value approach, NTI will emphasize particular securities and types of securities (such as treasury, agency, asset-backed, mortgage-backed and corporate securities) that the team believes will provide a favorable return in light of these risks.

The Fund's dollar-weighted average maturity, under normal circumstances, will range between six and eighteen months. Under normal circumstances, the Fund will invest only in securities with a duration of three years or less at the time of purchase. NTI may adjust the Fund's holdings based on actual or anticipated changes in interest rates or credit quality, and may shorten the Fund's duration below six months based on NTI's interest rate outlook or adverse market conditions.

PRINCIPAL RISKS

As with any investment, you could lose all or part of your investment in the Fund, and the Fund's performance could trail that of other investments. The Fund is subject to certain risks, including the principal risks noted below, any of which may adversely affect the Fund's net asset value ("NAV"), yield, total return and ability to meet its investment objective. Each risk noted below is considered a principal risk of investing in the Fund, regardless of the order in which it appears. The significance of each risk factor below may change over time and you should review each risk factor carefully.

MARKET RISK is the risk that the value of the Fund's investments may increase or decrease in response to expected, real or perceived economic, political or financial events in the U.S. or global markets. The frequency and magnitude of such changes in value cannot be predicted. Certain securities and other investments held by the Fund may experience increased volatility, illiquidity, or other potentially adverse effects in response to changing market conditions, inflation, changes in interest rates, lack of liquidity in the bond or equity markets or volatility in the equity markets. Market disruptions caused by

local or regional events such as financial institution failures, war, acts of terrorism, the spread of infectious illness (including epidemics and pandemics) or other public health issues, recessions or other events or adverse investor sentiment could have a significant impact on the Fund and its investments. During periods of market disruption or other abnormal market conditions, the Fund's exposure to risks described elsewhere in this summary will likely increase.

FINANCIAL SERVICES INDUSTRY CONCENTRATION RISK is the risk that, because the Fund will invest under normal market conditions at least 25% of its total assets in the financial services industry, the Fund will be subject to greater risk of loss by economic, business, political or other developments which generally affect this industry. Specifically, the Fund is vulnerable to conditions that impact companies in the financial services industry, such as increased competition impacting market shares and prices, company mergers increasing industry interconnectedness, and cybersecurity attacks exposing protected information. Changes in both domestic and foreign government regulation and interest rates and economic downturns, among other factors, can have a significant negative effect on issuers in the financial services industry, including the price of the issuer's securities or ability to meet their payment obligations. Because the Fund concentrates its investments in the financial services industry, it will be subject to greater risk of loss than if it were diversified across different industries.

FOREIGN SECURITIES RISK is the risk that investing in foreign (non-U.S.) securities may result in the Fund experiencing more rapid and extreme changes in value than a fund that invests exclusively in securities of U.S. companies, due to less liquid markets and adverse economic, political, diplomatic, financial, and regulatory factors. Foreign governments may impose limitations on foreigners' ownership of interests in local issuers, restrictions on the ability to repatriate assets, and may also impose taxes. Any of these events could cause the value of the Fund's investments to decline. Foreign banks, agents and securities depositories that hold the Fund's foreign assets may be subject to little or no regulatory oversight over, or independent evaluation, of their operations. Additional costs associated with investments in foreign securities may include higher custodial fees than those applicable to domestic custodial arrangements.

MANAGEMENT RISK is the risk that a strategy used by the Fund's investment adviser may fail to produce the intended results or that imperfections, errors or limitations in the tools and data used by the investment adviser may cause unintended results.

INTEREST RATE RISK is the risk that during periods of rising interest rates, the market value of a Fund's securities will tend to be lower than prevailing market rates and in periods of falling interest rates, the market value of a Fund's securities will

tend to be higher. A Fund's yield will vary as short-term securities in its portfolio mature and the proceeds are reinvested in securities with different interest rates. In general, securities with longer maturities or durations are more sensitive to interest rate changes. A general rise in interest rates may cause investors to move out of fixed income securities on a large scale, which could adversely affect the price and liquidity of fixed income securities and could also result in increased redemptions for the Fund. During periods when inflation rates are high or rising, or during periods of low interest rates, the Fund may be subject to a greater risk of rising interest rates. Changing interest rates may have unpredictable effects on the markets and the Fund's investments, may result in heightened market volatility, may impact the liquidity of fixed-income securities and of the Fund, and may detract from Fund performance.

CREDIT (OR DEFAULT) RISK is the risk that the inability or unwillingness of an issuer or guarantor of a fixed-income security, or a counterparty to a repurchase or other transaction, to meet its principal or interest payments or other financial obligations in a timely manner will adversely affect the value of the Fund's investments and its returns. Changes in an issuer's financial strength, the market's perception of an issuer's creditworthiness, or in the credit rating of the issuer or the security may also affect the value of the Fund's investment in that issuer.

ASSET-BACKED AND MORTGAGE-BACKED SECURITIES RISK

Asset-backed and mortgage-backed securities may be less liquid than other bonds, and may be more sensitive than other bonds to the market's perception of issuers and creditworthiness of payees, particularly in declining general economic conditions when concern regarding mortgagees' ability to pay (e.g., the ability of homeowners, commercial mortgagees, consumers with student loans, automobile loans or credit card debtholders to make payments on the underlying loan pools) rises, which may result in the Fund experiencing difficulty selling or valuing these securities. In addition, these securities may not be backed by the full faith and credit of the U.S. government, have experienced extraordinary weakness and volatility at various times in recent years, and may decline quickly in the event of a substantial economic or market downturn. Those asset-backed and mortgage-backed securities that are guaranteed as to the timely payment of interest and principal by a government entity, are not guaranteed as to market price, which will fluctuate. Small movements in interest rates (both increases and decreases) may quickly and significantly reduce the value of certain asset-backed and mortgage-backed securities.

An unexpectedly high rate of defaults on the mortgages held by a mortgage pool may adversely affect the value of mortgage-backed securities and could result in losses to the Fund. Privately issued mortgage-backed securities and asset-backed securities may be less liquid than other types of securities and the Fund

may be unable to sell these securities at the time or price it desires. During periods of market stress or high redemptions, the Fund may be forced to sell these securities at significantly reduced prices, resulting in losses. Liquid privately issued mortgage-backed securities and asset-backed securities can become illiquid during periods of market stress. Privately issued mortgage-related securities are not subject to the same underwriting requirements as those with government or government-sponsored entity guarantees and, therefore, mortgage loans underlying privately issued mortgage-related securities may have less favorable collateral, credit risk, liquidity risk or other underwriting characteristics, and wider variances in interest rate, term, size, purpose and borrower characteristics. The Fund may invest in mortgage pools that include subprime mortgages, which are loans made to borrowers with weakened credit histories or with lower capacity to make timely payments on their mortgages. Liquidity and credit risks are even greater for mortgage pools that include subprime mortgages.

SOVEREIGN DEBT RISK is the risk that the Fund may invest in securities issued or guaranteed by foreign governmental entities (known as sovereign debt securities). These investments are subject to the risk of payment delays or defaults, due, for example, to cash flow problems, insufficient foreign currency reserves, political considerations, large debt positions relative to the country's economy or failure to implement economic reforms. There is no legal or bankruptcy process for collecting sovereign debt.

RESTRICTED SECURITIES RISK is the risk that limitations on the resale of restricted securities or other securities exempt from certain registration requirements, such as Rule 144A securities, may have an adverse effect on their marketability and may prevent the Fund from disposing of them promptly or at desirable prices. There can be no assurance that a trading market will exist at any time for any particular restricted security. Transaction costs may be higher for restricted securities and such securities may be difficult to value and may have significant volatility.

ZERO COUPON OR PAY-IN-KIND SECURITIES RISK The value, interest rates, and liquidity of non-cash paying instruments, such as zero coupon and pay-in-kind securities, are subject to greater fluctuation than other types of securities. The higher yields and interest rates on pay-in-kind securities reflect the payment deferral and increased credit risk associated with such instruments and that such investments may represent a higher credit risk than loans that periodically pay interest.

DEBT EXTENSION RISK is the risk that when interest rates rise an issuer will exercise its right to pay principal on certain debt securities held by the Fund later than expected. This will cause the value of the security, and the Fund's NAV, to decrease, and the Fund may lose opportunities to invest in higher yielding securities.

INFLATION-INDEXED SECURITIES RISK is the risk that interest payments on inflation-indexed securities can be unpredictable and will vary as the principal and/or interest is periodically adjusted based on the rate of inflation. If the index measuring inflation falls, the interest payable on these securities will be reduced.

PREPAYMENT (OR CALL) RISK is the risk that an issuer could exercise its right to pay principal on callable debt securities held by the Fund earlier than expected. Issuers may be more likely to prepay when interest rates fall, when credit spreads change, or when an issuer's credit quality improves. If this happens, the Fund will not benefit from the rise in the market price of the securities that normally accompanies a decline in interest rates, and will be forced to reinvest prepayment proceeds in lower yielding securities, which may reduce the Fund's returns. The Fund may also lose any premium it paid to purchase the securities.

U.S. GOVERNMENT SECURITIES RISK is the risk that the U.S. government will not provide financial support to its agencies, instrumentalities or sponsored enterprises if it is not obligated to do so by law. Certain U.S. government securities purchased by the Fund are neither issued nor guaranteed by the U.S. Treasury and, therefore, may not be backed by the full faith and credit of the United States. The maximum potential liability of the issuers of some U.S. government securities may greatly exceed their current resources, including any legal right to support from the U.S. Treasury. It is possible that the issuers of such securities will not have the funds to meet their payment obligations in the future.

MUNICIPAL INVESTMENTS RISK is the risk of a municipal security that generally depends on the financial and credit status of the issuer. Constitutional amendments, legislative enactments, executive orders, administrative regulations, voter initiatives, and the issuer's regional economic conditions may affect the municipal security's value, interest payments, repayment of principal and the Fund's ability to sell the security. The Fund may be more sensitive to adverse economic, business, political or public health developments if it focuses its assets in municipal bonds that are issued to finance similar projects (such as those relating to education, health care, housing, transportation, and utilities), industrial development bonds, in particular types of municipal securities (such as general obligation bonds, private activity bonds and moral obligation bonds), or in municipal securities of a particular state or territory. While income earned on municipal securities is generally not subject to federal tax, the failure of a municipal security issuer to comply with applicable tax requirements may make income paid thereon taxable, resulting in a decline in the security's value. In addition, there could be changes in applicable tax laws or tax treatments that reduce or eliminate the current federal income tax exemption on municipal securities or otherwise adversely affect the current federal or

state tax status of municipal securities. The secondary market for municipal obligations also tends to be less well-developed and less liquid than many other securities markets, which may limit the Fund's ability to sell its municipal obligations at attractive prices. Further, inventories of municipal securities held by brokers and dealers have decreased in recent years, lessening their ability to make a market in these securities, which has resulted in increased municipal security price volatility and trading costs, particularly during periods of economic or market stress.

As with any mutual fund, it is possible to lose money on an investment in the Fund. An investment in the Fund is not a deposit of any bank and is not insured or guaranteed by the Federal Deposit Insurance Corporation, any other government agency, or The Northern Trust Company, its affiliates, subsidiaries or any other bank.

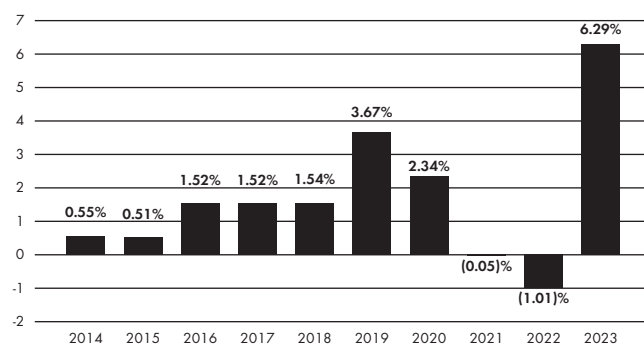
FUND PERFORMANCE

The bar chart and table that follow provide an indication of the risks of investing in the Fund by showing (A) changes in the performance of the Fund from year to year, and (B) how the average annual total returns of the Fund compare to those of a broad-based securities market index and a style-specific index (one reflecting the market segments in which the Fund invests), in that order.

The Fund's past performance, before and after taxes, is not necessarily an indication of how the Fund will perform in the future.

Updated performance information for the Fund is available and may be obtained on the Fund's website at northerntrust.com/funds or by calling 800-595-9111.

CALENDAR YEAR TOTAL RETURN*



* Year to date total return for the six months ended June 30, 2024 was 3.04%. For the periods shown in the bar chart above, the highest quarterly return was 2.78% in the second quarter of 2020, and the lowest quarterly return was (1.42)% in the first quarter of 2022.

AVERAGE ANNUAL TOTAL RETURN

(For the periods ended December 31, 2023)

	1-Year	5-Year	10-Year
Shares Class			
Returns before taxes	6.29%	2.22%	1.67%
Returns after taxes on distributions	4.61%	1.37%	0.98%
Returns after taxes on distributions and sale of Fund shares	3.70%	1.34%	0.98%
Bloomberg Global Aggregate Bond Index (reflects no deduction for fees, expenses, or taxes) ⁽¹⁾	5.74%	(0.32)%	0.38%
ICE BofA 1-Year U.S. Treasury Note Index (reflects no deduction for fees, expenses, or taxes)	4.74%	1.66%	1.18%

⁽¹⁾ Effective July 31, 2024, the Fund changed its broad-based securities market index from the ICE BofA 1-Year U.S. Treasury Note Index to the Bloomberg Global Aggregate Bond Index in connection with new regulatory requirements.

After-tax returns are calculated using the historical highest individual federal marginal income tax rates and do not reflect the impact of state and local taxes. Actual after-tax returns depend on an investor's tax situation and may differ from those shown. After-tax returns shown are not relevant to investors who hold their shares through tax-advantaged arrangements, such as 401(k) plans or individual retirement accounts.

In calculating the federal income taxes due on redemptions, capital gains taxes resulting from redemptions are subtracted from the redemption proceeds and the tax benefits from capital losses resulting from the redemptions are added to the redemption proceeds. Under certain circumstances, the addition of the tax benefits from capital losses resulting from redemptions may cause the Returns after taxes on distributions and sale of Fund shares to be greater than the Returns after taxes on distributions or even the Returns before taxes.

MANAGEMENT

INVESTMENT ADVISER AND PORTFOLIO MANAGERS. NTI, an indirect subsidiary of Northern Trust Corporation, serves as the investment adviser of the Ultra-Short Fixed Income Fund. Bilal Memon, Morten Olsen and Chaitanya Mandavakuriti, each a Senior Vice President of NTI, have been the managers of the Fund since October 2018, July 2016 and July 2024, respectively. The Northern Trust Company, an affiliate of NTI, serves as transfer agent, custodian and sub-administrator to the Fund.

PURCHASE AND SALE OF FUND SHARES

You may purchase Shares Class Shares of the Fund by opening an account directly with Northern Funds (the "Trust") with a minimum initial investment of \$2,500 in the Fund (\$500 for an IRA; \$250 under the Automatic Investment Plan; and \$500 for employees of Northern Trust and its affiliates). The minimum subsequent investment is \$50 (except for reinvestments of distributions for which there is no minimum). The Fund reserves the right to waive these minimums. You may also purchase Shares Class shares of the Fund through an account at Northern Trust (or an affiliate) or an authorized intermediary.

If you purchase, sell (redeem) or exchange Shares Class shares through an authorized intermediary, you may be required to pay a commission and/or other forms of compensation to the intermediary. In addition, an authorized intermediary may impose different investment minimums than those set forth above. The Fund is not responsible for any investment minimums imposed by authorized intermediaries or for notifying shareholders of any changes to them.

On any business day, you may sell (redeem) or exchange shares through your account by contacting your Northern Trust account representative or authorized intermediary. If you purchase shares directly from the Trust, you may sell (redeem) or exchange your shares in one of the following ways:

- By Mail – Send a written request to: Northern Funds, P.O. Box 75986, Chicago, Illinois 60675-5986.
- By Telephone – Authorize the telephone privilege on your New Account Application. Call 800-595-9111 to use the telephone privilege.
- By Wire – Authorize wire redemptions on your New Account Application and have proceeds sent by federal wire transfer to a previously designated bank account (the minimum redemption amount by this method is \$250). You will be charged \$15 for each wire redemption unless the designated bank account is maintained at Northern Trust or an affiliated bank. Call 800-595-9111 for instructions.
- By Systematic Withdrawal – If you own shares of the Fund with a minimum value of \$10,000, you may elect to have a fixed sum redeemed at regular intervals and distributed in cash or reinvested in one or more other funds of the Trust. Call 800-595-9111 for an application form and additional information. The minimum amount is \$250 per withdrawal.
- By Exchange – Complete the Exchange Privilege section of your New Account Application to exchange shares of one fund in the Trust for shares of another fund in the Trust. Shares being exchanged must have a value of at least \$1,000 (\$2,500 if a new account is being established by the exchange, \$500 if the new account is an IRA). Call 800-595-9111 for more information.
- By Internet – You may initiate transactions between Northern Trust banking and Fund accounts by using Northern Trust Private Passport. For details and to sign up for this service, go to northerntrust.com/funds or contact your Relationship Manager.

TAX INFORMATION

The Fund's distributions are generally taxable to you as ordinary income, capital gains, or a combination of the two, unless you are investing through a tax-exempt or tax-advantaged arrangement, such as a 401(k) plan or an individual

retirement account. Distributions may be taxable upon withdrawal from tax-advantaged accounts.

**PAYMENTS TO BROKERS-DEALERS AND OTHER
FINANCIAL INTERMEDIARIES**

If you purchase the Fund through a broker-dealer or other financial intermediary (such as a bank), the Fund and its related companies may pay the intermediary for the sale of Fund shares and related services. These payments may create a conflict of interest by influencing the broker-dealer or other intermediary and your salesperson to recommend the Fund over another investment. Ask your salesperson or visit your financial intermediary's website for more information.

INVESTMENT OBJECTIVE

The Fund seeks a high level of current income.

FEES AND EXPENSES OF THE FUND

This table describes the fees and expenses that you may pay if you buy, hold, and sell shares of the Fund. You may be required to pay commissions and/or other forms of compensation to a financial intermediary for transactions in Shares Class shares, which are not reflected in the tables or the examples below.

Shareholder Fees (fees paid directly from your investment)

None

Annual Fund Operating Expenses (expenses that you pay each year as a percentage of the value of your investment)

	Shares Class
Management Fees	0.38%
Other Expenses	0.25%
Transfer Agent Fees	0.04%
Other Operating Expenses	0.21%
Total Annual Fund Operating Expenses	0.63%
Expense Reimbursement ⁽¹⁾	(0.20)%
Total Annual Fund Operating Expenses After Expense Reimbursement⁽¹⁾	0.43%

⁽¹⁾ Northern Trust Investments, Inc. ("NTI") has contractually agreed to reimburse a portion of the operating expenses of the Fund so that after such reimbursement the Total Annual Fund Operating Expenses of the Fund (excluding (i) acquired fund fees and expenses; (ii) the compensation paid to each Independent Trustee of the Trust; (iii) expenses of third party consultants engaged by the Board of Trustees; (iv) membership dues paid to the Investment Company Institute and Mutual Fund Directors Forum; (v) expenses in connection with the negotiation and renewal of the revolving credit facility; and (vi) extraordinary expenses and interest) do not exceed 0.40%. NTI has also contractually agreed to reimburse the management fees payable by the Fund in an amount equal to the net management fee NTI earns on the amount invested by the Fund in money market funds managed by NTI, and to reimburse a portion of the operating expenses of the Fund in an amount equal to the acquired fund fees and expenses arising from the Fund's investments in other non-money market funds or exchange-traded funds managed by NTI. These contractual limitations may not be terminated before July 31, 2025 without the approval of the Board of Trustees.

EXAMPLE

The following Example is intended to help you compare the cost of investing in the Fund with the cost of investing in other mutual funds. The Example assumes that you invest \$10,000 in the Fund for the time periods indicated and then redeem all of your shares at the end of those periods. The Example also assumes that your investment has a 5% return each year and that the Fund's operating expenses remain the same (taking into account the expense reimbursement arrangement for one

year, if applicable). Although your actual costs may be higher or lower, based on these assumptions your costs would be:

	1 Year	3 Years	5 Years	10 Years
Shares Class	\$44	\$182	\$331	\$767

PORTFOLIO TURNOVER. The Fund pays transaction costs, such as commissions, when it buys and sells securities (or "turns over" its portfolio). A higher portfolio turnover rate may indicate higher transaction costs and may result in higher taxes when Fund shares are held in a taxable account. These costs, which are not reflected in annual fund operating expenses or in the Example, affect the Fund's performance. During the most recent fiscal year, the Fund's portfolio turnover rate was 59.75% of the average value of its portfolio.

PRINCIPAL INVESTMENT STRATEGIES

In seeking a high level of current income, the Fund will invest, under normal circumstances, at least 80% of its net assets in securities issued or guaranteed by the U.S. government or by its agencies, instrumentalities or sponsored enterprises and repurchase agreements relating to such securities. These may include:

- U.S. Treasury bills, notes and bonds;
- Obligations of the U.S. government or its agencies, instrumentalities or sponsored enterprises, including obligations that are issued by private issuers that are guaranteed as to principal and interest by the U.S. government, its agencies or instrumentalities;
- Mortgage-related securities issued or guaranteed by the U.S. government or by its agencies, instrumentalities or sponsored enterprises, including U.S. agency mortgage-backed pass-through securities ("MBS") that may not be backed by the full faith and credit of the U.S. government;
- Stripped securities evidencing ownership of future interest or principal payments on obligations of the U.S. government or its agencies, instrumentalities or sponsored enterprises;
- Obligations of supranational organizations (such as the World Bank); and
- Inflation-indexed securities.

The Fund may also seek to obtain all or a portion of the Fund's exposure to MBS by investing in shares of one or more affiliated or unaffiliated investment companies, including exchange-traded funds ("ETFs").

In buying and selling securities for the Fund, NTI uses a relative value approach. This approach involves an analysis of general economic and market conditions. It also involves the use of models that analyze and compare expected returns and

assumed risks. Under the relative value approach, NTI will emphasize particular securities and types of securities (such as treasury, agency, asset-backed and mortgage-related securities) that the team believes will provide a favorable return in light of these risks.

The Fund's dollar-weighted average maturity, under normal circumstances, will range between one and ten years.

The Fund may also make significant investments in securities issued by U.S. government-sponsored enterprises. Obligations issued by U.S. government-sponsored enterprises are neither issued nor guaranteed by the U.S. Treasury and therefore are not backed by the full faith and credit of the United States.

NTI may engage in active trading, and will not consider portfolio turnover a limiting factor in making decisions for the Fund.

PRINCIPAL RISKS

As with any investment, you could lose all or part of your investment in the Fund, and the Fund's performance could trail that of other investments. The Fund is subject to certain risks, including the principal risks noted below, any of which may adversely affect the Fund's net asset value ("NAV"), yield, total return and ability to meet its investment objective. Each risk noted below is considered a principal risk of investing in the Fund, regardless of the order in which it appears. The significance of each risk factor below may change over time and you should review each risk factor carefully.

MARKET RISK is the risk that the value of the Fund's investments may increase or decrease in response to expected, real or perceived economic, political or financial events in the U.S. or global markets. The frequency and magnitude of such changes in value cannot be predicted. Certain securities and other investments held by the Fund may experience increased volatility, illiquidity, or other potentially adverse effects in response to changing market conditions, inflation, changes in interest rates, lack of liquidity in the bond or equity markets or volatility in the equity markets. Market disruptions caused by local or regional events such as financial institution failures, war, acts of terrorism, the spread of infectious illness (including epidemics and pandemics) or other public health issues, recessions or other events or adverse investor sentiment could have a significant impact on the Fund and its investments. During periods of market disruption or other abnormal market conditions, the Fund's exposure to risks described elsewhere in this summary will likely increase.

U.S. GOVERNMENT SECURITIES RISK is the risk that the U.S. government will not provide financial support to its agencies, instrumentalities or sponsored enterprises if it is not obligated to do so by law. Certain U.S. government securities purchased

by the Fund are neither issued nor guaranteed by the U.S. Treasury and, therefore, may not be backed by the full faith and credit of the United States. The maximum potential liability of the issuers of some U.S. government securities may greatly exceed their current resources, including any legal right to support from the U.S. Treasury. It is possible that the issuers of such securities will not have the funds to meet their payment obligations in the future.

INTEREST RATE RISK is the risk that during periods of rising interest rates, the market value of a Fund's securities will tend to be lower than prevailing market rates and in periods of falling interest rates, the market value of a Fund's securities will tend to be higher. A Fund's yield will vary as short-term securities in its portfolio mature and the proceeds are reinvested in securities with different interest rates. In general, securities with longer maturities or durations are more sensitive to interest rate changes. A general rise in interest rates may cause investors to move out of fixed income securities on a large scale, which could adversely affect the price and liquidity of fixed income securities and could also result in increased redemptions for the Fund. During periods when inflation rates are high or rising, or during periods of low interest rates, the Fund may be subject to a greater risk of rising interest rates. Changing interest rates may have unpredictable effects on the markets and the Fund's investments, may result in heightened market volatility, may impact the liquidity of fixed-income securities and of the Fund, and may detract from Fund performance.

MANAGEMENT RISK is the risk that a strategy used by the Fund's investment adviser may fail to produce the intended results or that imperfections, errors or limitations in the tools and data used by the investment adviser may cause unintended results.

CREDIT (OR DEFAULT) RISK is the risk that the inability or unwillingness of an issuer or guarantor of a fixed-income security, or a counterparty to a repurchase or other transaction, to meet its principal or interest payments or other financial obligations in a timely manner will adversely affect the value of the Fund's investments and its returns. Changes in an issuer's financial strength, the market's perception of an issuer's creditworthiness, or in the credit rating of the issuer or the security may also affect the value of the Fund's investment in that issuer.

DEBT EXTENSION RISK is the risk that when interest rates rise an issuer will exercise its right to pay principal on certain debt securities held by the Fund later than expected. This will cause the value of the security, and the Fund's NAV, to decrease, and the Fund may lose opportunities to invest in higher yielding securities.

INFLATION-INDEXED SECURITIES RISK is the risk that interest payments on inflation-indexed securities can be unpredictable

and will vary as the principal and/or interest is periodically adjusted based on the rate of inflation. If the index measuring inflation falls, the interest payable on these securities will be reduced.

INVESTMENT COMPANY RISK is the risk that the Fund will be subject to the risks associated with investments in registered investment companies, including ETFs (together, “Underlying Funds”), such as the possibility that the value of the securities or instruments held by the Underlying Funds could decrease. In addition, passively managed Underlying Funds may not track the performance of their respective reference assets and may hold troubled securities or other investments. Investments in Underlying Funds may involve duplication of management fees and certain other expenses, as the Fund indirectly bears its proportionate share of any expenses paid by the Underlying Funds in which it invests. Further, investments in ETFs are subject to the following additional risks: (1) an ETF’s shares may trade above or below its net asset value; (2) an active trading market for the ETF’s shares may not develop or be maintained; and (3) trading an ETF’s shares may be halted by the listing exchange. NTI may be subject to potential conflicts of interest with respect to investments in affiliated Underlying Funds, which are Underlying Funds managed by NTI or its affiliates, because the fees paid to NTI by some affiliated Underlying Funds may be higher than the fees paid by other Underlying Funds.

ASSET-BACKED AND MORTGAGE-BACKED SECURITIES

RISK Asset-backed and mortgage-backed securities may be less liquid than other bonds, and may be more sensitive than other bonds to the market’s perception of issuers and creditworthiness of payees, particularly in declining general economic conditions when concern regarding mortgagees’ ability to pay (e.g., the ability of homeowners, commercial mortgagees, consumers with student loans, automobile loans or credit card debtholders to make payments on the underlying loan pools) rises, which may result in the Fund experiencing difficulty selling or valuing these securities. In addition, these securities may not be backed by the full faith and credit of the U.S. government, have experienced extraordinary weakness and volatility at various times in recent years, and may decline quickly in the event of a substantial economic or market downturn. Those asset-backed and mortgage-backed securities that are guaranteed as to the timely payment of interest and principal by a government entity, are not guaranteed as to market price, which will fluctuate. Small movements in interest rates (both increases and decreases) may quickly and significantly reduce the value of certain asset-backed and mortgage-backed securities.

An unexpectedly high rate of defaults on the mortgages held by a mortgage pool may adversely affect the value of mortgage-backed securities and could result in losses to the Fund. Privately issued mortgage-backed securities and asset-backed

securities may be less liquid than other types of securities and the Fund may be unable to sell these securities at the time or price it desires. During periods of market stress or high redemptions, the Fund may be forced to sell these securities at significantly reduced prices, resulting in losses. Liquid privately issued mortgage-backed securities and asset-backed securities can become illiquid during periods of market stress. Privately issued mortgage-related securities are not subject to the same underwriting requirements as those with government or government-sponsored entity guarantees and, therefore, mortgage loans underlying privately issued mortgage-related securities may have less favorable collateral, credit risk, liquidity risk or other underwriting characteristics, and wider variances in interest rate, term, size, purpose and borrower characteristics. The Fund may invest in mortgage pools that include subprime mortgages, which are loans made to borrowers with weakened credit histories or with lower capacity to make timely payments on their mortgages. Liquidity and credit risks are even greater for mortgage pools that include subprime mortgages.

PORTFOLIO TURNOVER RISK is the risk that high portfolio turnover, including investments made on a shorter-term basis or instruments with a maturity of one year or less at the time of acquisition, may lead to increased Fund expenses that may result in lower investment returns. High portfolio turnover may also result in higher short-term capital gains taxable to shareholders.

PREPAYMENT (OR CALL) RISK is the risk that an issuer could exercise its right to pay principal on callable debt securities held by the Fund earlier than expected. Issuers may be more likely to prepay when interest rates fall, when credit spreads change, or when an issuer’s credit quality improves. If this happens, the Fund will not benefit from the rise in the market price of the securities that normally accompanies a decline in interest rates, and will be forced to reinvest prepayment proceeds in lower yielding securities, which may reduce the Fund’s returns. The Fund may also lose any premium it paid to purchase the securities.

As with any mutual fund, it is possible to lose money on an investment in the Fund. An investment in the Fund is not a deposit of any bank and is not insured or guaranteed by the Federal Deposit Insurance Corporation, any other government agency, or The Northern Trust Company, its affiliates, subsidiaries or any other bank.

FUND PERFORMANCE

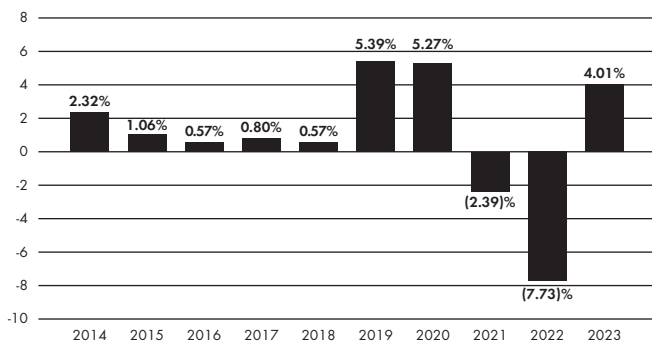
The bar chart and table that follow provide an indication of the risks of investing in the Fund by showing (A) changes in the performance of the Fund from year to year, and (B) how the average annual total returns of the Fund compare to those of a

broad-based securities market index and a style-specific index (one reflecting the market segments in which the Fund invests), in that order.

The Fund's past performance, before and after taxes, is not necessarily an indication of how the Fund will perform in the future.

Updated performance information for the Fund is available and may be obtained on the Fund's website at northerntrust.com/funds or by calling 800-595-9111.

CALENDAR YEAR TOTAL RETURN*



* Year to date total return for the six months ended June 30, 2024 was (0.10)%. For the periods shown in the bar chart above, the highest quarterly return was 4.84% in the first quarter of 2020, and the lowest quarterly return was (4.08)% in the first quarter of 2022.

AVERAGE ANNUAL TOTAL RETURN

(For the periods ended December 31, 2023)

	1-Year	5-Year	10-Year
Shares Class			
Returns before taxes	4.01%	0.77%	0.92%
Returns after taxes on distributions	2.79%	(0.05)%	0.23%
Returns after taxes on distributions and sale of Fund shares	2.36%	0.25%	0.41%
Bloomberg U.S. Aggregate Bond Index (reflects no deduction for fees, expenses, or taxes) ⁽¹⁾	5.53%	1.10%	1.81%
Bloomberg Intermediate U.S. Government Bond Index (reflects no deduction for fees, expenses, or taxes)	4.30%	1.03%	1.24%

⁽¹⁾ Effective July 31, 2024, the Fund changed its broad-based securities market index from the Bloomberg Intermediate U.S. Government Bond Index to the Bloomberg U.S. Aggregate Bond Index in connection with new regulatory requirements.

After-tax returns are calculated using the historical highest individual federal marginal income tax rates and do not reflect the impact of state and local taxes. Actual after-tax returns depend on an investor's tax situation and may differ from those shown. After-tax returns shown are not relevant to investors who hold their shares through tax-advantaged arrangements, such as 401(k) plans or individual retirement accounts.

In calculating the federal income taxes due on redemptions, capital gains taxes resulting from redemptions are subtracted from the redemption proceeds and the tax benefits from capital losses resulting from the redemptions are added to the redemption proceeds. Under certain circumstances, the addition of the tax benefits from capital losses resulting from redemptions may cause the Returns after taxes on distributions and sale of Fund shares to be greater than the Returns after taxes on distributions or even the Returns before taxes.

MANAGEMENT

INVESTMENT ADVISER AND PORTFOLIO MANAGERS. NTI, an indirect subsidiary of Northern Trust Corporation, serves as the investment adviser of the U.S. Government Fund. Michael R. Chico and David Alongi, CFA, each a Senior Vice President of NTI, have been managers of the Fund since July 2013 and July 2023, respectively. The Northern Trust Company, an affiliate of NTI, serves as transfer agent, custodian and sub-administrator to the Fund.

PURCHASE AND SALE OF FUND SHARES

You may purchase Shares Class shares of the Fund by opening an account directly with Northern Funds (the "Trust") with a minimum initial investment of \$2,500 in the Fund (\$500 for an IRA; \$250 under the Automatic Investment Plan; and \$500 for employees of Northern Trust and its affiliates). The minimum subsequent investment is \$50 (except for reinvestments of distributions for which there is no minimum). The Fund reserves the right to waive these minimums. You may also purchase Shares Class shares of the Fund through an account at Northern Trust (or an affiliate) or an authorized intermediary.

If you purchase, sell (redeem) or exchange Shares Class shares through an authorized intermediary, you may be required to pay a commission and/or other forms of compensation to the intermediary. In addition, an authorized intermediary may impose different investment minimums than those set forth above. The Fund is not responsible for any investment minimums imposed by authorized intermediaries or for notifying shareholders of any changes to them.

On any business day, you may sell (redeem) or exchange shares through your account by contacting your Northern Trust account representative or authorized intermediary. If you purchase shares directly from the Trust, you may sell (redeem) or exchange your shares in one of the following ways:

- By Mail – Send a written request to: Northern Funds, P.O. Box 75986, Chicago, Illinois 60675-5986.
- By Telephone – Authorize the telephone privilege on your New Account Application. Call 800-595-9111 to use the telephone privilege.
- By Wire – Authorize wire redemptions on your New Account Application and have proceeds sent by federal wire transfer to

a previously designated bank account (the minimum redemption amount by this method is \$250). You will be charged \$15 for each wire redemption unless the designated bank account is maintained at Northern Trust or an affiliated bank. Call 800-595-9111 for instructions.

- **By Systematic Withdrawal** – If you own shares of the Fund with a minimum value of \$10,000, you may elect to have a fixed sum redeemed at regular intervals and distributed in cash or reinvested in one or more other funds of the Trust. Call 800-595-9111 for an application form and additional information. The minimum amount is \$250 per withdrawal.
- **By Exchange** – Complete the Exchange Privilege section of your New Account Application to exchange shares of one fund in the Trust for shares of another fund in the Trust. Shares being exchanged must have a value of at least \$1,000 (\$2,500 if a new account is being established by the exchange, \$500 if the new account is an IRA). Call 800-595-9111 for more information.
- **By Internet** – You may initiate transactions between Northern Trust banking and Fund accounts by using Northern Trust Private Passport. For details and to sign up for this service, go to northerntrust.com/funds or contact your Relationship Manager.

TAX INFORMATION

The Fund's distributions are generally taxable to you as ordinary income, capital gains, or a combination of the two, unless you are investing through a tax-exempt or tax-advantaged arrangement, such as a 401(k) plan or an individual retirement account. Distributions may be taxable upon withdrawal from tax-advantaged accounts.

PAYMENTS TO BROKERS-DEALERS AND OTHER FINANCIAL INTERMEDIARIES

If you purchase the Fund through a broker-dealer or other financial intermediary (such as a bank), the Fund and its related companies may pay the intermediary for the sale of Fund shares and related services. These payments may create a conflict of interest by influencing the broker-dealer or other intermediary and your salesperson to recommend the Fund over another investment. Ask your salesperson or visit your financial intermediary's website for more information.

INVESTMENT OBJECTIVE

The Fund seeks to provide investment results approximating the performance of the Bloomberg U.S. Treasury Index (the “Index”).

FEES AND EXPENSES OF THE FUND

This table describes the fees and expenses that you may pay if you buy, hold, and sell shares of the Fund. You may be required to pay commissions and/or other forms of compensation to a financial intermediary for transactions in Shares Class shares, which are not reflected in the tables or the examples below.

Shareholder Fees (fees paid directly from your investment)

None

Annual Fund Operating Expenses (expenses that you pay each year as a percentage of the value of your investment)

	Shares Class
Management Fees	0.13%
Other Expenses	0.14%
Transfer Agent Fees	0.04%
Other Operating Expenses	0.10%
Total Annual Fund Operating Expenses	0.27%
Expense Reimbursement ⁽¹⁾	(0.11)%
Total Annual Fund Operating Expenses After Expense Reimbursement⁽¹⁾	0.16%

⁽¹⁾ Northern Trust Investments, Inc. (“NTI”) has contractually agreed to reimburse a portion of the operating expenses of the Fund so that after such reimbursement the Total Annual Fund Operating Expenses of the Fund (excluding (i) acquired fund fees and expenses; (ii) the compensation paid to each Independent Trustee of the Trust; (iii) expenses of third party consultants engaged by the Board of Trustees; (iv) membership dues paid to the Investment Company Institute and Mutual Fund Directors Forum; (v) expenses in connection with the negotiation and renewal of the revolving credit facility; and (vi) extraordinary expenses and interest) do not to the extent the “Total Annual Fund Operating Expenses” exceed 0.15%. NTI has also contractually agreed to reimburse the management fees payable by the Fund in an amount equal to the net management fee NTI earns on the amount invested by the Fund in money market funds managed by NTI. These contractual limitations may not be terminated before July 31, 2025 without the approval of the Board of Trustees.

EXAMPLE

The following Example is intended to help you compare the cost of investing in the Fund with the cost of investing in other mutual funds. The Example assumes that you invest \$10,000 in the Fund for the time periods indicated and then redeem all of your shares at the end of those periods. The Example also assumes that your investment has a 5% return each year and that the Fund’s operating expenses remain the same (taking into account the expense reimbursement arrangement for one

year, if applicable). Although your actual costs may be higher or lower, based on these assumptions your costs would be:

	1 Year	3 Years	5 Years	10 Years
Shares Class	\$16	\$76	\$141	\$332

PORTFOLIO TURNOVER. The Fund pays transaction costs, such as commissions, when it buys and sells securities (or “turns over” its portfolio). A higher portfolio turnover rate may indicate higher transaction costs and may result in higher taxes when Fund shares are held in a taxable account. These costs, which are not reflected in annual fund operating expenses or in the Example, affect the Fund’s performance. During the most recent fiscal year, the Fund’s portfolio turnover rate was 24.25% of the average value of its portfolio.

PRINCIPAL INVESTMENT STRATEGIES

Under normal circumstances, the Fund will invest substantially all (and at least 80%) of its net assets in a representative sample of the U.S. Treasury obligations included in the Index. The Fund will buy and sell securities with the goal of achieving an overall duration and total return similar to that of the Index.

The Index is an unmanaged index that includes a broad range of U.S. Treasury obligations and is regarded as representative of U.S. Treasury bond performance overall. As of May 31, 2024, the duration of the Index was approximately 5.92 years. It is rebalanced monthly. The Fund generally rebalances its portfolio in accordance with the Index.

NTI uses a “passive” or indexing approach to try to achieve the Fund’s investment objective. Unlike many investment companies, the Fund does not try to “beat” the index it tracks and does not seek temporary defensive positions when markets decline or appear overvalued. NTI will buy and sell securities in response to changes in the Index as well as in response to subscriptions and redemptions.

NTI uses a representative sampling strategy to manage the Fund. “Representative sampling” is investing in a representative sample of securities that collectively has an investment profile similar to that of an index. The Fund may or may not hold all of the securities that are included in the Index. The Fund reserves the right to invest in all of the securities in the Index in approximately the same proportion (i.e., replication) if NTI determines that it is in the best interest of the Fund.

The Fund intends to be diversified in approximately the same proportion as the Index is diversified. The Fund may become “non-diversified,” as defined in the Investment Company Act of 1940 (the “1940 Act”), solely as a result of a change in relative market capitalization or index weighting of one or more constituents of the Index. A “non-diversified” fund can invest a greater percentage of its assets in a small group of

issuers or in any one issuer than a diversified fund can. Shareholder approval will not be sought if the Fund becomes non-diversified due solely to a change in the relative market capitalization or index weighting of one or more constituents of the Index.

NTI expects that, under normal circumstances, the quarterly performance of the Fund, before fees and expenses, will track the performance of the Index within a 0.95 correlation coefficient.

The Index is created and sponsored by Bloomberg Index Services Limited ("Bloomberg"), as the index provider. Bloomberg determines the composition and relative weightings of the securities in the Index and publishes information regarding the market value of the Index. Bloomberg does not endorse any of the securities in the Index. It is not a sponsor of the U.S. Treasury Index Fund and is not affiliated with the Fund in any way.

PRINCIPAL RISKS

As with any investment, you could lose all or part of your investment in the Fund, and the Fund's performance could trail that of other investments. The Fund is subject to certain risks, including the principal risks noted below, any of which may adversely affect the Fund's net asset value ("NAV"), yield, total return and ability to meet its investment objective. Each risk noted below is considered a principal risk of investing in the Fund, regardless of the order in which it appears. The significance of each risk factor below may change over time and you should review each risk factor carefully.

MARKET RISK is the risk that the value of the Fund's investments may increase or decrease in response to expected, real or perceived economic, political or financial events in the U.S. or global markets. The frequency and magnitude of such changes in value cannot be predicted. Certain securities and other investments held by the Fund may experience increased volatility, illiquidity, or other potentially adverse effects in response to changing market conditions, inflation, changes in interest rates, lack of liquidity in the bond or equity markets or volatility in the equity markets. Market disruptions caused by local or regional events such as financial institution failures, war, acts of terrorism, the spread of infectious illness (including epidemics and pandemics) or other public health issues, recessions or other events or adverse investor sentiment could have a significant impact on the Fund and its investments. During periods of market disruption or other abnormal market conditions, the Fund's exposure to risks described elsewhere in this summary will likely increase.

TRACKING RISK is the risk that the Fund's performance may vary from the performance of the index it tracks as a result of share purchases and redemptions, transaction costs, expenses and other factors. Market disruptions, regulatory restrictions or

other abnormal market conditions could have an adverse effect on the Fund's ability to adjust its exposure to required levels in order to track its Index or cause delays in the Index's rebalancing schedule. During any such delay, it is possible that the Index, and, in turn, the Fund will deviate from the Index's stated methodology and therefore experience returns different than those that would have been achieved under a normal rebalancing or reconstitution schedule.

INTEREST RATE RISK is the risk that during periods of rising interest rates, the market value of a Fund's securities will tend to be lower than prevailing market rates and in periods of falling interest rates, the market value of a Fund's securities will tend to be higher. A Fund's yield will vary as short-term securities in its portfolio mature and the proceeds are reinvested in securities with different interest rates. In general, securities with longer maturities or durations are more sensitive to interest rate changes. A general rise in interest rates may cause investors to move out of fixed income securities on a large scale, which could adversely affect the price and liquidity of fixed income securities and could also result in increased redemptions for the Fund. During periods when inflation rates are high or rising, or during periods of low interest rates, the Fund may be subject to a greater risk of rising interest rates. Changing interest rates may have unpredictable effects on the markets and the Fund's investments, may result in heightened market volatility, may impact the liquidity of fixed-income securities and of the Fund, and may detract from Fund performance.

INDEX RISK is the risk that that the Fund would not necessarily buy or sell a security unless that security is added or removed, respectively, from the Index, even if that security generally is underperforming, because unlike many investment companies, the Fund does not utilize an investing strategy that seeks returns in excess of the Index. Additionally, the Fund rebalances its portfolio in accordance with the Index, and, therefore, any changes to the Index's rebalance schedule will result in corresponding changes to the Fund's rebalance schedule.

SAMPLING RISK is the risk that the Fund's use of a representative sampling approach may result in increased tracking error because the securities selected for the Fund in the aggregate may vary from the investment profile of the Index. Additionally, the use of a representative sampling approach may result in the Fund holding a smaller number of securities than the Index, and, as a result, an adverse development to an issuer of securities that the Fund holds could result in a greater decline in NAV than would be the case if the Fund held all of the securities in the Index.

DEBT EXTENSION RISK is the risk that when interest rates rise an issuer will exercise its right to pay principal on certain debt securities held by the Fund later than expected. This will cause

the value of the security, and the Fund's NAV, to decrease, and the Fund may lose opportunities to invest in higher yielding securities.

PREPAYMENT (OR CALL) RISK is the risk that an issuer could exercise its right to pay principal on callable debt securities held by the Fund earlier than expected. Issuers may be more likely to prepay when interest rates fall, when credit spreads change, or when an issuer's credit quality improves. If this happens, the Fund will not benefit from the rise in the market price of the securities that normally accompanies a decline in interest rates, and will be forced to reinvest prepayment proceeds in lower yielding securities, which may reduce the Fund's returns. The Fund may also lose any premium it paid to purchase the securities.

NON-DIVERSIFICATION RISK Under the 1940 Act, a fund designated as "diversified" must limit its holdings such that the securities of issuers which individually represent more than 5% of its total assets must in the aggregate represent less than 25% of its total assets. The Fund is "diversified" for purposes of the 1940 Act. However, in seeking to track its Index, the Fund may become "non-diversified," as defined in the 1940 Act, solely as a result of a change in relative market capitalization or index weighting of one or more constituents of the Index. A non-diversified fund can invest a greater portion of its assets in the obligations or securities of a small portion of its assets in the obligations or securities of a small number of issuers or any single issuer than a diversified fund can. In such circumstances, a change in the value of one or a few issuers' securities will therefore affect the value of the Fund more than if it was a diversified fund.

As with any mutual fund, it is possible to lose money on an investment in the Fund. An investment in the Fund is not a deposit of any bank and is not insured or guaranteed by the Federal Deposit Insurance Corporation, any other government agency, or The Northern Trust Company, its affiliates, subsidiaries or any other bank.

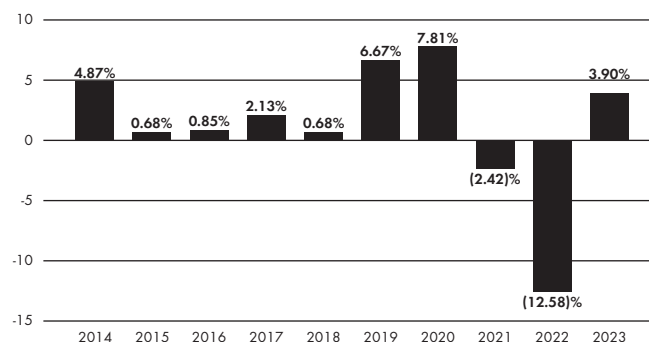
FUND PERFORMANCE

The bar chart and table that follow provide an indication of the risks of investing in the Fund by showing (A) changes in the performance of the Fund from year to year, and (B) how the average annual total returns of the Fund compare to those of a broad-based securities market index and a style-specific index (one reflecting the market segments in which the Fund invests), in that order.

The Fund's past performance, before and after taxes, is not necessarily an indication of how the Fund will perform in the future.

Updated performance information for the Fund is available and may be obtained on the Fund's website at northerntrust.com/funds or by calling 800-595-9111.

CALENDAR YEAR TOTAL RETURN*



* Year to date total return for the six months ended June 30, 2024 was (0.94)%. For the periods shown in the bar chart above, the highest quarterly return was 8.40% in the first quarter of 2020, and the lowest quarterly return was (5.58)% in the first quarter of 2022.

AVERAGE ANNUAL TOTAL RETURN

(For the periods ended December 31, 2023)

	1-Year	5-Year	10-Year
Shares Class			
Returns before taxes	3.90%	0.38%	1.10%
Returns after taxes on distributions	2.90%	(0.40)%	0.33%
Returns after taxes on distributions and sale of Fund shares	2.29%	0.00%	0.54%
Bloomberg U.S. Aggregate Bond Index (reflects no deduction for fees, expenses, or taxes) ⁽¹⁾	5.53%	1.10%	1.81%
Bloomberg U.S. Treasury Index (reflects no deduction for fees, expenses, or taxes)	4.05%	0.53%	1.27%

⁽¹⁾ Effective July 31, 2024, the Fund changed its broad-based securities market index from the Bloomberg U.S. Treasury Index to the Bloomberg U.S. Aggregate Bond Index in connection with new regulatory requirements.

After-tax returns are calculated using the historical highest individual federal marginal income tax rates and do not reflect the impact of state and local taxes. Actual after-tax returns depend on an investor's tax situation and may differ from those shown. After-tax returns shown are not relevant to investors who hold their shares through tax-advantaged arrangements, such as 401(k) plans or individual retirement accounts.

In calculating the federal income taxes due on redemptions, capital gains taxes resulting from redemptions are subtracted from the redemption proceeds and the tax benefits from capital losses resulting from the redemptions are added to the redemption proceeds. Under certain circumstances, the addition of the tax benefits from capital losses resulting from redemptions may cause the Returns after taxes on distributions and sale of Fund shares to be greater than the Returns after taxes on distributions or even the Returns before taxes.

MANAGEMENT

INVESTMENT ADVISER AND PORTFOLIO MANAGERS. NTI, an indirect subsidiary of Northern Trust Corporation, serves as the investment adviser of the U.S. Treasury Index Fund. Michael R. Chico and David Alongi, CFA, each a Senior Vice President of NTI, have been managers of the Fund since July 2013 and July 2023, respectively. The Northern Trust Company, an affiliate of NTI, serves as transfer agent, custodian and sub-administrator to the Fund.

PURCHASE AND SALE OF FUND SHARES

You may purchase Shares Class shares of the Fund by opening an account directly with Northern Funds (the “Trust”) with a minimum initial investment of \$2,500 in the Fund (\$500 for an IRA; \$250 under the Automatic Investment Plan; and \$500 for employees of Northern Trust and its affiliates). The minimum subsequent investment is \$50 (except for reinvestments of distributions for which there is no minimum). The Fund reserves the right to waive these minimums. You may also purchase Shares Class shares of the Fund through an account at Northern Trust (or an affiliate) or an authorized intermediary.

If you purchase, sell (redeem) or exchange Shares Class shares through an authorized intermediary, you may be required to pay a commission and/or other forms of compensation to the intermediary. In addition, an authorized intermediary may impose different investment minimums than those set forth above. The Fund is not responsible for any investment minimums imposed by authorized intermediaries or for notifying shareholders of any changes to them.

On any business day, you may sell (redeem) or exchange shares through your account by contacting your Northern Trust account representative or authorized intermediary. If you purchase shares directly from the Trust, you may sell (redeem) or exchange your shares in one of the following ways:

- **By Mail** – Send a written request to: Northern Funds, P.O. Box 75986, Chicago, Illinois 60675-5986.
- **By Telephone** – Authorize the telephone privilege on your New Account Application. Call 800-595-9111 to use the telephone privilege.
- **By Wire** – Authorize wire redemptions on your New Account Application and have proceeds sent by federal wire transfer to a previously designated bank account (the minimum

redemption amount by this method is \$250). You will be charged \$15 for each wire redemption unless the designated bank account is maintained at Northern Trust or an affiliated bank. Call 800-595-9111 for instructions.

- **By Systematic Withdrawal** – If you own shares of the Fund with a minimum value of \$10,000, you may elect to have a fixed sum redeemed at regular intervals and distributed in cash or reinvested in one or more other funds of the Trust. Call 800-595-9111 for an application form and additional information. The minimum amount is \$250 per withdrawal.
- **By Exchange** – Complete the Exchange Privilege section of your New Account Application to exchange shares of one fund in the Trust for shares of another fund in the Trust. Shares being exchanged must have a value of at least \$1,000 (\$2,500 if a new account is being established by the exchange, \$500 if the new account is an IRA). Call 800-595-9111 for more information.
- **By Internet** – You may initiate transactions between Northern Trust banking and Fund accounts by using Northern Trust Private Passport. For details and to sign up for this service, go to northerntrust.com/funds or contact your Relationship Manager.

TAX INFORMATION

The Fund’s distributions are generally taxable to you as ordinary income, capital gains, or a combination of the two, unless you are investing through a tax-exempt or tax-advantaged arrangement, such as a 401(k) plan or an individual retirement account. Distributions may be taxable upon withdrawal from tax-advantaged accounts.

PAYMENTS TO BROKERS-DEALERS AND OTHER FINANCIAL INTERMEDIARIES

If you purchase the Fund through a broker-dealer or other financial intermediary (such as a bank), the Fund and its related companies may pay the intermediary for the sale of Fund shares and related services. These payments may create a conflict of interest by influencing the broker-dealer or other intermediary and your salesperson to recommend the Fund over another investment. Ask your salesperson or visit your financial intermediary’s website for more information.

INVESTMENT OBJECTIVE

The Fund seeks to provide high current income exempt from regular federal income tax and Arizona State personal income tax by investing in municipal instruments.

FEES AND EXPENSES OF THE FUND

This table describes the fees and expenses that you may pay if you buy, hold, and sell shares of the Fund. You may be required to pay commissions and/or other forms of compensation to a financial intermediary for transactions in Shares Class shares, which are not reflected in the tables or the examples below.

Shareholder Fees (fees paid directly from your investment)

None

Annual Fund Operating Expenses (expenses that you pay each year as a percentage of the value of your investment)

	Shares Class
Management Fees	0.43%
Other Expenses	0.23%
Transfer Agent Fees	0.04%
Other Operating Expenses	0.19%
Acquired Fund Fees and Expenses ⁽¹⁾	0.01%
Total Annual Fund Operating Expenses⁽¹⁾	0.67%
Expense Reimbursement ⁽²⁾	(0.19)%
Total Annual Fund Operating Expenses After Expense Reimbursement⁽²⁾	0.48%

⁽¹⁾ The Total Annual Fund Operating Expenses do not correlate to the ratio of expenses to average net assets as reported in the "Financial Highlights" section of the Prospectus, which reflects the operating expenses of the Fund and does not include Acquired Fund Fees and Expenses.

⁽²⁾ Northern Trust Investments, Inc. ("NTI") has contractually agreed to reimburse a portion of the operating expenses of the Fund so that after such reimbursement the Total Annual Fund Operating Expenses of the Fund (excluding (i) acquired fund fees and expenses; (ii) the compensation paid to each Independent Trustee of the Trust; (iii) expenses of third party consultants engaged by the Board of Trustees; (iv) membership dues paid to the Investment Company Institute and Mutual Fund Directors Forum; (v) expenses in connection with the negotiation and renewal of the revolving credit facility; and (vi) extraordinary expenses and interest) do not exceed 0.45%. NTI has also contractually agreed to reimburse the management fees payable by the Fund in an amount equal to the net management fee NTI earns on the amount invested by the Fund in money market funds managed by NTI. These contractual limitations may not be terminated before July 31, 2025 without the approval of the Board of Trustees.

EXAMPLE

The following Example is intended to help you compare the cost of investing in the Fund with the cost of investing in other mutual funds. The Example assumes that you invest \$10,000 in the Fund for the time periods indicated and then redeem all of

your shares at the end of those periods. The Example also assumes that your investment has a 5% return each year and that the Fund's operating expenses remain the same (taking into account the expense reimbursement arrangement for one year, if applicable). Although your actual costs may be higher or lower, based on these assumptions your costs would be:

	1 Year	3 Years	5 Years	10 Years
Shares Class	\$49	\$195	\$354	\$817

PORTFOLIO TURNOVER. The Fund may incur transaction costs as it buys and sells securities (or "turns over" its portfolio). A higher portfolio turnover rate may indicate higher transaction costs and may result in higher taxes when Fund shares are held in a taxable account. These costs, which are not reflected in annual fund operating expenses or in the Example, affect the Fund's performance. During the most recent fiscal year, the Fund's portfolio turnover rate was 5.51% of the average value of its portfolio.

PRINCIPAL INVESTMENT STRATEGIES

Under normal circumstances, at least 80% of the Fund's net assets will be invested in instruments that pay income that is exempt from Arizona State personal income tax ("Arizona municipal instruments"). These may include certain securities of issuers located outside the State of Arizona.

A municipal instrument is a fixed-income obligation issued by a state, territory or possession of the United States (including the District of Columbia) or a political subdivision, agency or instrumentality thereof. Interest income received by holders of municipal instruments is often exempt from the federal income tax and from the income tax of the state in which they are issued, although municipal instruments issued for certain purposes may not be tax-exempt. The municipal instruments in which the Fund invests may include:

- General obligation bonds secured by the issuer's full faith, credit and taxing power;
- Revenue obligation bonds payable from the revenues derived from a particular facility or class of facilities;
- Industrial development bonds;
- Moral obligation bonds;
- Tax-exempt derivative instruments;
- Stand-by commitments; and
- Municipal instruments backed by letters of credit, insurance or other forms of credit enhancement issued by domestic or foreign banks, insurance companies and other financial institutions.

The Fund primarily invests in investment grade debt obligations (i.e., obligations rated within the top four rating categories by a Nationally Recognized Statistical Rating Organization (“NRSRO”) or of comparable quality as determined by NTI). However, it may invest up to 15% of its net assets in obligations that are rated below-investment grade (commonly referred to as “junk bonds”). Credit ratings are determined at the time of purchase.

Except in extraordinary circumstances, at least 80% of the Fund’s net assets will be invested in debt instruments that pay interest that is exempt from regular federal income tax. Alternative minimum tax (“AMT”) obligations (also known as “private activity bonds”), which pay interest that may be treated as an item of tax preference to shareholders under the federal AMT, will not be deemed to be eligible debt instruments for the purposes of determining whether the Fund meets this policy. For shareholders subject to AMT, a limited portion of the Fund’s dividends may be subject to federal tax.

In buying and selling securities for the Fund, NTI uses a relative value approach. This approach involves an analysis of general economic and market conditions. It also involves the use of models that analyze and compare expected returns and assumed risks. Under the relative value approach, NTI will emphasize particular securities and types of securities (such as general obligation bonds and revenue obligation bonds) that NTI believes will provide a favorable return in light of these risks.

NTI may engage in active trading, and will not consider portfolio turnover a limiting factor in making decisions for the Fund.

The Fund’s dollar-weighted average maturity, under normal circumstances, will range between ten and thirty years.

The Fund is “non-diversified” under the Investment Company Act of 1940, as amended (the “1940 Act”), and may invest more of its assets in fewer issuers than “diversified” mutual funds.

In seeking to achieve its investment objective, the Fund may make significant investments in structured securities and also may invest, to a lesser extent, in futures contracts, options and swaps, all of which are considered to be derivative instruments, for both hedging and non-hedging purposes.

PRINCIPAL RISKS

As with any investment, you could lose all or part of your investment in the Fund, and the Fund’s performance could trail that of other investments. The Fund is subject to certain risks, including the principal risks noted below, any of which may adversely affect the Fund’s net asset value (“NAV”), yield, total return and ability to meet its investment objective. Each risk noted below is considered a principal risk of investing in the

Fund, regardless of the order in which it appears. The significance of each risk factor below may change over time and you should review each risk factor carefully.

MARKET RISK is the risk that the value of the Fund’s investments may increase or decrease in response to expected, real or perceived economic, political or financial events in the U.S. or global markets. The frequency and magnitude of such changes in value cannot be predicted. Certain securities and other investments held by the Fund may experience increased volatility, illiquidity, or other potentially adverse effects in response to changing market conditions, inflation, changes in interest rates, lack of liquidity in the bond or equity markets or volatility in the equity markets. Market disruptions caused by local or regional events such as financial institution failures, war, acts of terrorism, the spread of infectious illness (including epidemics and pandemics) or other public health issues, recessions or other events or adverse investor sentiment could have a significant impact on the Fund and its investments. During periods of market disruption or other abnormal market conditions, the Fund’s exposure to risks described elsewhere in this summary will likely increase.

ARIZONA-SPECIFIC RISK is the risk that the Fund will be more exposed to negative political or economic factors in Arizona than a fund that invests more widely. Principal economic sectors in Arizona include: aerospace and defense, construction, trade, government, education, health care, manufacturing, mining, renewable energy and tourism. Exposure to these industries, however, leaves Arizona vulnerable to an economic slowdown associated with business cycles, political events and public health emergencies. In light of adverse economic, political or public health outcomes, Arizona could experience budget shortfalls, including both difficulty in meeting operating obligations and debt obligations. Credit rating downgrades could result in a reduction in the market value of Arizona municipal securities held by the Fund. All of these factors increase the risk of investing in Arizona municipal securities, including the risk of potential issuer default, and could negatively impact the Fund’s NAV, yield and/or the distributions paid by the Fund or cause them to experience greater volatility.

NON-DIVERSIFICATION RISK is the risk that because the Fund is non-diversified and may invest a larger percentage of its assets in the securities of fewer issuers than a diversified fund, the Fund’s performance will be more vulnerable to changes in the market value of a single issuer or group of issuers, and more susceptible to risks associated with a single economic, political or regulatory occurrence.

MUNICIPAL INVESTMENTS RISK is the risk of a municipal security that generally depends on the financial and credit status of the issuer. Constitutional amendments, legislative enactments, executive orders, administrative regulations, voter initiatives, and the issuer’s regional economic conditions may

affect the municipal security's value, interest payments, repayment of principal and the Fund's ability to sell the security. The Fund may be more sensitive to adverse economic, business, political or public health developments if it focuses its assets in municipal bonds that are issued to finance similar projects (such as those relating to education, health care, housing, transportation, and utilities), industrial development bonds, in particular types of municipal securities (such as general obligation bonds, private activity bonds and moral obligation bonds), or in municipal securities of a particular state or territory. While income earned on municipal securities is generally not subject to federal tax, the failure of a municipal security issuer to comply with applicable tax requirements may make income paid thereon taxable, resulting in a decline in the security's value. In addition, there could be changes in applicable tax laws or tax treatments that reduce or eliminate the current federal income tax exemption on municipal securities or otherwise adversely affect the current federal or state tax status of municipal securities. The secondary market for municipal obligations also tends to be less well-developed and less liquid than many other securities markets, which may limit the Fund's ability to sell its municipal obligations at attractive prices. Further, inventories of municipal securities held by brokers and dealers have decreased in recent years, lessening their ability to make a market in these securities, which has resulted in increased municipal security price volatility and trading costs, particularly during periods of economic or market stress.

CREDIT (OR DEFAULT) RISK is the risk that the inability or unwillingness of an issuer or guarantor of a fixed-income security, or a counterparty to a repurchase or other transaction, to meet its principal or interest payments or other financial obligations in a timely manner will adversely affect the value of the Fund's investments and its returns. Changes in an issuer's financial strength, the market's perception of an issuer's creditworthiness, or in the credit rating of the issuer or the security may also affect the value of the Fund's investment in that issuer.

INTEREST RATE RISK is the risk that during periods of rising interest rates, the market value of a Fund's securities will tend to be lower than prevailing market rates and in periods of falling interest rates, the market value of a Fund's securities will tend to be higher. A Fund's yield will vary as short-term securities in its portfolio mature and the proceeds are reinvested in securities with different interest rates. In general, securities with longer maturities or durations are more sensitive to interest rate changes. A general rise in interest rates may cause investors to move out of fixed income securities on a large scale, which could adversely affect the price and liquidity of fixed income securities and could also result in increased redemptions for the Fund. During periods when inflation rates are high or rising, or during periods of low interest rates, the

Fund may be subject to a greater risk of rising interest rates. Changing interest rates may have unpredictable effects on the markets and the Fund's investments, may result in heightened market volatility, may impact the liquidity of fixed-income securities and of the Fund, and may detract from Fund performance.

HIGH-YIELD RISK is the risk that the Fund's below-investment grade fixed-income securities, sometimes known as "junk bonds," will be subject to greater credit risk, price volatility and risk of loss than investment grade securities, which can adversely impact the Fund's return and NAV. High yield securities are considered highly speculative and are subject to increased risk of an issuer's inability to make principal and interest payments.

ALTERNATIVE MINIMUM TAX RISK is the risk that a portion of the Fund's otherwise tax-exempt income may be taxable to those shareholders subject to the federal alternative minimum tax.

MANAGEMENT RISK is the risk that a strategy used by the Fund's investment adviser may fail to produce the intended results or that imperfections, errors or limitations in the tools and data used by the investment adviser may cause unintended results.

DEBT EXTENSION RISK is the risk that when interest rates rise an issuer will exercise its right to pay principal on certain debt securities held by the Fund later than expected. This will cause the value of the security, and the Fund's NAV, to decrease, and the Fund may lose opportunities to invest in higher yielding securities.

PREPAYMENT (OR CALL) RISK is the risk that an issuer could exercise its right to pay principal on callable debt securities held by the Fund earlier than expected. Issuers may be more likely to prepay when interest rates fall, when credit spreads change, or when an issuer's credit quality improves. If this happens, the Fund will not benefit from the rise in the market price of the securities that normally accompanies a decline in interest rates, and will be forced to reinvest prepayment proceeds in lower yielding securities, which may reduce the Fund's returns. The Fund may also lose any premium it paid to purchase the securities.

STRUCTURED SECURITIES RISK is the risk that structured securities may be more volatile, less liquid and more difficult to price accurately than less complex securities due to their derivative nature. As a result, investments in structured securities may adversely affect the Fund's NAV. In some cases, it is possible that the Fund may suffer a total loss on its investment in a structured security. In addition, the performance and payment of principal and interest of a structured security is tied to that of a reference obligation. Accordingly, risks of structured securities also include those

risks associated with the underlying reference obligation including, but not limited to, market risk, interest rate risk, credit risk, default risk and foreign currency risk.

DERIVATIVES RISK is the risk that derivatives may pose risks in addition to and greater than those associated with investing directly in securities, currencies and other instruments, may be illiquid or less liquid, more volatile, more difficult to value and leveraged so that small changes in the value of the underlying instrument may produce disproportionate losses to the Fund. Derivatives are also subject to counterparty risk, which is the risk that the other party to the transaction will not perform its contractual obligations. The use of derivatives is a highly specialized activity that involves investment techniques and risks different from those associated with investments in more traditional securities and instruments.

▪ **FUTURES CONTRACTS RISK** is the risk that there will be imperfect correlation between the change in market value of the Fund's securities and the price of futures contracts, which may result in the strategy not working as intended; the possible inability of the Fund to sell or close out a futures contract at the desired time or price; losses due to unanticipated market movements, which potentially are unlimited; and the possible inability of the Fund's investment adviser to correctly predict the direction of securities' prices, interest rates, currency exchange rates and other economic factors, which may make the Fund's returns more volatile or increase the risk of loss.

▪ **OPTIONS CONTRACTS RISK** is the risk that there may be an imperfect correlation between the options and the securities markets that cause a given transaction to fail to achieve its objectives. The successful use of options depends on the investment adviser's ability to predict correctly future price fluctuations and the degree of correlation between the options and securities markets. Exchanges can limit the number of positions that can be held or controlled by the Fund or the investment adviser, thus limiting the ability to implement the Fund's strategies.

▪ **SWAP CONTRACTS RISK** is the risk that the counterparty with whom the Fund has entered into the agreement will default on its obligation to pay the Fund. While certain swaps are subject to mandatory central clearing, which is intended to reduce counterparty risk, these swaps are subject to the risk that a central clearinghouse will go into bankruptcy or become non-operational, and sometimes involve increased transaction costs.

As with any mutual fund, it is possible to lose money on an investment in the Fund. An investment in the Fund is not a deposit of any bank and is not insured or guaranteed by the Federal Deposit Insurance Corporation, any other government agency, or The Northern Trust Company, its affiliates, subsidiaries or any other bank.

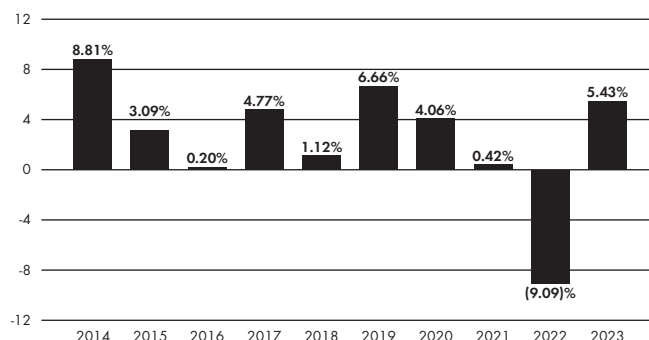
FUND PERFORMANCE

The bar chart and table that follow provide an indication of the risks of investing in the Fund by showing (A) changes in the performance of the Fund from year to year, and (B) how the average annual total returns of the Fund compare to those of a broad-based securities market index and a style-specific index (one reflecting the market segments in which the Fund invests), in that order.

The Fund's past performance, before and after taxes, is not necessarily an indication of how the Fund will perform in the future.

Updated performance information for the Fund is available and may be obtained on the Fund's website at northerntrust.com/funds or by calling 800-595-9111.

CALENDAR YEAR TOTAL RETURN*



* Year to date total return for the six months ended June 30, 2024 was 0.52%. For the periods shown in the bar chart above, the highest quarterly return was 6.85% in the fourth quarter of 2023, and the lowest quarterly return was (6.03) % in the first quarter of 2022.

AVERAGE ANNUAL TOTAL RETURN

(For the periods ended December 31, 2023)

	1-Year	5-Year	10-Year
Shares Class			
Returns before taxes	5.43%	1.33%	2.43%
Returns after taxes on distributions	5.43%	1.32%	2.34%
Returns after taxes on distributions and sale of Fund shares	4.59%	1.64%	2.50%
Bloomberg U.S. Municipal Bond Index (reflects no deduction for fees, expenses, or taxes) ⁽¹⁾	6.40%	2.25%	3.03%
Bloomberg Arizona Municipal Bond Index (reflects no deduction for fees, expenses, or taxes)	6.04%	2.01%	2.84%

⁽¹⁾ Effective July 31, 2024, the Fund changed its broad-based securities market index from the Bloomberg Arizona Municipal Bond Index to the Bloomberg U.S. Municipal Bond Index in connection with new regulatory requirements.

After-tax returns are calculated using the historical highest individual federal marginal income tax rates and do not reflect the impact of state and local taxes. Actual after-tax returns depend on an investor's tax situation and may differ from those shown. After-tax returns shown

are not relevant to investors who hold their shares through tax-advantaged arrangements, such as 401(k) plans or individual retirement accounts.

In calculating the federal income taxes due on redemptions, capital gains taxes resulting from redemptions are subtracted from the redemption proceeds and the tax benefits from capital losses resulting from the redemptions are added to the redemption proceeds. Under certain circumstances, the addition of the tax benefits from capital losses resulting from redemptions may cause the Returns after taxes on distributions and sale of Fund shares to be greater than the Returns after taxes on distributions or even the Returns before taxes.

MANAGEMENT

INVESTMENT ADVISER AND PORTFOLIO MANAGERS. NTI, an indirect subsidiary of Northern Trust Corporation, serves as the investment adviser of the Arizona Tax-Exempt Fund. Adam M. Shane, CFA, and Timothy Blair, CFA, each a Senior Vice President of NTI, have been managers of the Fund since July 2022 and July 2023, respectively. The Northern Trust Company, an affiliate of NTI, serves as transfer agent, custodian and sub-administrator to the Fund.

PURCHASE AND SALE OF FUND SHARES

You may purchase Shares Class shares of the Fund by opening an account directly with Northern Funds (the “Trust”) with a minimum initial investment of \$2,500 in the Fund (\$500 for an IRA; \$250 under the Automatic Investment Plan; and \$500 for employees of Northern Trust and its affiliates). The minimum subsequent investment is \$50 (except for reinvestments of distributions for which there is no minimum). The Fund reserves the right to waive these minimums. You may also purchase Shares Class shares of the Fund through an account at Northern Trust (or an affiliate) or an authorized intermediary.

If you purchase, sell (redeem) or exchange Shares Class shares through an authorized intermediary, you may be required to pay a commission and/or other forms of compensation to the intermediary. In addition, an authorized intermediary may impose different investment minimums than those set forth above. The Fund is not responsible for any investment minimums imposed by authorized intermediaries or for notifying shareholders of any changes to them.

On any business day, you may sell (redeem) or exchange shares through your account by contacting your Northern Trust account representative or authorized intermediary. If you purchase shares directly from the Trust, you may sell (redeem) or exchange your shares in one of the following ways:

- By Mail – Send a written request to: Northern Funds, P.O. Box 75986, Chicago, Illinois 60675-5986.
- By Telephone – Authorize the telephone privilege on your New Account Application. Call 800-595-9111 to use the telephone privilege.

- By Wire – Authorize wire redemptions on your New Account Application and have proceeds sent by federal wire transfer to a previously designated bank account (the minimum redemption amount by this method is \$250). You will be charged \$15 for each wire redemption unless the designated bank account is maintained at Northern Trust or an affiliated bank. Call 800-595-9111 for instructions.
- By Systematic Withdrawal – If you own shares of the Fund with a minimum value of \$10,000, you may elect to have a fixed sum redeemed at regular intervals and distributed in cash or reinvested in one or more other funds of the Trust. Call 800-595-9111 for an application form and additional information. The minimum amount is \$250 per withdrawal.
- By Exchange – Complete the Exchange Privilege section of your New Account Application to exchange shares of one fund in the Trust for shares of another fund in the Trust. Shares being exchanged must have a value of at least \$1,000 (\$2,500 if a new account is being established by the exchange, \$500 if the new account is an IRA). Call 800-595-9111 for more information.
- By Internet – You may initiate transactions between Northern Trust banking and Fund accounts by using Northern Trust Private Passport. For details and to sign up for this service, go to northerntrust.com/funds or contact your Relationship Manager.

TAX INFORMATION

The Fund’s distributions primarily will be “exempt interest dividends” that are generally exempt from regular federal income tax and from Arizona State personal income tax for shareholders resident in Arizona. In certain instances, dividends paid by the Fund, while exempt from regular federal income tax, may be subject to the federal AMT. The Fund also may make distributions taxable as ordinary income or capital gains. Tax-exempt institutions, IRAs and other tax advantaged retirement accounts will not gain an additional benefit through investment in the Fund because such investors are already tax-exempt.

PAYMENTS TO BROKERS-DEALERS AND OTHER FINANCIAL INTERMEDIARIES

If you purchase the Fund through a broker-dealer or other financial intermediary (such as a bank), the Fund and its related companies may pay the intermediary for the sale of Fund shares and related services. These payments may create a conflict of interest by influencing the broker-dealer or other intermediary and your salesperson to recommend the Fund over another investment. Ask your salesperson or visit your financial intermediary’s website for more information.

INVESTMENT OBJECTIVE

The Fund seeks to provide high current income exempt from regular federal income tax and California state personal income tax by investing in municipal instruments.

FEES AND EXPENSES OF THE FUND

This table describes the fees and expenses that you may pay if you buy, hold, and sell shares of the Fund. You may be required to pay commissions and/or other forms of compensation to a financial intermediary for transactions in Shares Class shares, which are not reflected in the tables or the examples below.

Shareholder Fees (fees paid directly from your investment)

None

Annual Fund Operating Expenses (expenses that you pay each year as a percentage of the value of your investment)

	Shares Class
Management Fees	0.43%
Other Expenses	0.09%
Transfer Agent Fees	0.04%
Other Operating Expenses	0.05%
Acquired Fund Fees & Expenses ⁽¹⁾	0.01%
Total Annual Fund Operating Expenses⁽¹⁾	0.53%
Expense Reimbursement ⁽²⁾	(0.07)%
Total Annual Fund Operating Expenses After Expense Reimbursement⁽²⁾	0.46%

⁽¹⁾ The Total Annual Fund Operating Expenses do not correlate to the ratio of expenses to average net assets as reported in the "Financial Highlights" section of the Prospectus, which reflects the operating expenses of the Fund and does not include Acquired Fund Fees and Expenses.

⁽²⁾ Northern Trust Investments, Inc. ("NTI") has contractually agreed to reimburse a portion of the operating expenses of the Fund so that after such reimbursement the Total Annual Fund Operating Expenses of the Fund (excluding (i) acquired fund fees and expenses; (ii) the compensation paid to each Independent Trustee of the Trust; (iii) expenses of third party consultants engaged by the Board of Trustees; (iv) membership dues paid to the Investment Company Institute and Mutual Fund Directors Forum; (v) expenses in connection with the negotiation and renewal of the revolving credit facility; and (vi) extraordinary expenses and interest) do not exceed 0.45%. NTI has also contractually agreed to reimburse the management fees payable by the Fund in an amount equal to the net management fee NTI earns on the amount invested by the Fund in money market funds managed by NTI. These contractual limitations may not be terminated before July 31, 2025 without the approval of the Board of Trustees.

EXAMPLE

The following Example is intended to help you compare the cost of investing in the Fund with the cost of investing in other mutual funds. The Example assumes that you invest \$10,000 in the Fund for the time periods indicated and then redeem all of

your shares at the end of those periods. The Example also assumes that your investment has a 5% return each year and that the Fund's operating expenses remain the same (taking into account the expense reimbursement arrangement for one year, if applicable). Although your actual costs may be higher or lower, based on these assumptions your costs would be:

	1 Year	3 Years	5 Years	10 Years
Shares Class	\$47	\$163	\$289	\$658

PORTFOLIO TURNOVER. The Fund may incur transaction costs as it buys and sells securities (or "turns over" its portfolio). A higher portfolio turnover rate may indicate higher transaction costs and may result in higher taxes when Fund shares are held in a taxable account. These costs, which are not reflected in annual fund operating expenses or in the Example, affect the Fund's performance. During the most recent fiscal year, the Fund's portfolio turnover rate was 14.35% of the average value of its portfolio.

PRINCIPAL INVESTMENT STRATEGIES

Under normal circumstances, at least 80% of the Fund's net assets will be invested in instruments that pay income that is exempt from California state personal income tax ("California municipal instruments"). These may include certain securities of issuers located outside the State of California.

A municipal instrument is a fixed-income obligation issued by a state, territory or possession of the United States (including the District of Columbia) or a political subdivision, agency or instrumentality thereof. Interest income received by holders of municipal instruments is often exempt from the federal income tax and from the income tax of the state in which they are issued, although municipal instruments issued for certain purposes may not be tax-exempt. The municipal instruments in which the Fund invests may include:

- General obligation bonds secured by the issuer's full faith, credit and taxing power;
- Revenue obligation bonds payable from the revenues derived from a particular facility or class of facilities;
- Industrial development bonds;
- Moral obligation bonds;
- Tax-exempt derivative instruments;
- Stand-by commitments; and
- Municipal instruments backed by letters of credit, insurance or other forms of credit enhancement issued by domestic or foreign banks, insurance companies and other financial institutions.

The Fund primarily invests in investment grade debt obligations (i.e., obligations rated within the top four rating categories by a Nationally Recognized Statistical Rating Organization (“NRSRO”) or of comparable quality as determined by NTI). However, it may invest up to 15% of its net assets in obligations that are rated below-investment grade (commonly referred to as “junk bonds”). Credit ratings are determined at the time of purchase.

Except in extraordinary circumstances, at least 80% of the Fund’s net assets will be invested in debt instruments that pay interest that is exempt from regular federal income tax. Alternative minimum tax (“AMT”) obligations (also known as “private activity bonds”), which pay interest that may be treated as an item of tax preference to shareholders under the federal AMT, will not be deemed to be eligible debt instruments for the purposes of determining whether the Fund meets this policy. For shareholders subject to AMT, a portion of the Fund’s dividends may be subject to federal tax.

In buying and selling securities for the Fund, NTI uses a relative value approach. This approach involves an analysis of general economic and market conditions. It also involves the use of models that analyze and compare expected returns and assumed risks. Under the relative value approach, NTI will emphasize particular securities and types of securities (such as general obligation bonds and revenue obligation bonds) that NTI believes will provide a favorable return in light of these risks.

NTI may engage in active trading, and will not consider portfolio turnover a limiting factor in making decisions for the Fund.

The Fund’s dollar-weighted average maturity, under normal circumstances, will range between three and ten years.

In seeking to achieve its investment objective, the Fund may make significant investments in structured securities and also may invest, to a lesser extent, in futures contracts, options and swaps, all of which are considered to be derivative instruments, for both hedging and non-hedging purposes.

PRINCIPAL RISKS

As with any investment, you could lose all or part of your investment in the Fund, and the Fund’s performance could trail that of other investments. The Fund is subject to certain risks, including the principal risks noted below, any of which may adversely affect the Fund’s net asset value (“NAV”), yield, total return and ability to meet its investment objective. Each risk noted below is considered a principal risk of investing in the Fund, regardless of the order in which it appears. The significance of each risk factor below may change over time and you should review each risk factor carefully.

MARKET RISK is the risk that the value of the Fund’s investments may increase or decrease in response to expected, real or perceived economic, political or financial events in the U.S. or global markets. The frequency and magnitude of such changes in value cannot be predicted. Certain securities and other investments held by the Fund may experience increased volatility, illiquidity, or other potentially adverse effects in response to changing market conditions, inflation, changes in interest rates, lack of liquidity in the bond or equity markets or volatility in the equity markets. Market disruptions caused by local or regional events such as financial institution failures, war, acts of terrorism, the spread of infectious illness (including epidemics and pandemics) or other public health issues, recessions or other events or adverse investor sentiment could have a significant impact on the Fund and its investments. During periods of market disruption or other abnormal market conditions, the Fund’s exposure to risks described elsewhere in this summary will likely increase.

CALIFORNIA-SPECIFIC RISK is the risk that the Fund will be more exposed to risks associated with the negative aspects of California’s economy, political system, public health and government financing structures than a fund that invests more widely. Unfavorable developments in any economic sector or in the California economy as a whole may have a substantial impact on the overall California municipal market. Provisions of the California Constitution and State statutes that limit the taxing and spending authority of California governmental entities may impair the ability of California issuers to pay principal and/or interest on their obligations. While California’s economy is broad, it does have major concentrations in technology, manufacturing, trade, entertainment, private education, health services, and financial services, and may be sensitive to economic problems affecting those industries. Future California political, public health and economic developments, constitutional amendments, legislative measures, executive orders, administrative regulations, litigation and voter initiatives could have an adverse effect on the debt obligations of California issuers.

MUNICIPAL INVESTMENTS RISK is the risk of a municipal security that generally depends on the financial and credit status of the issuer. Constitutional amendments, legislative enactments, executive orders, administrative regulations, voter initiatives, and the issuer’s regional economic conditions may affect the municipal security’s value, interest payments, repayment of principal and the Fund’s ability to sell the security. The Fund may be more sensitive to adverse economic, business, political or public health developments if it focuses its assets in municipal bonds that are issued to finance similar projects (such as those relating to education, health care, housing, transportation, and utilities), industrial development bonds, in particular types of municipal securities (such as general obligation bonds, private activity bonds and moral

obligation bonds), or in municipal securities of a particular state or territory. While income earned on municipal securities is generally not subject to federal tax, the failure of a municipal security issuer to comply with applicable tax requirements may make income paid thereon taxable, resulting in a decline in the security's value. In addition, there could be changes in applicable tax laws or tax treatments that reduce or eliminate the current federal income tax exemption on municipal securities or otherwise adversely affect the current federal or state tax status of municipal securities. The secondary market for municipal obligations also tends to be less well-developed and less liquid than many other securities markets, which may limit the Fund's ability to sell its municipal obligations at attractive prices. Further, inventories of municipal securities held by brokers and dealers have decreased in recent years, lessening their ability to make a market in these securities, which has resulted in increased municipal security price volatility and trading costs, particularly during periods of economic or market stress.

CREDIT (OR DEFAULT) RISK is the risk that the inability or unwillingness of an issuer or guarantor of a fixed-income security, or a counterparty to a repurchase or other transaction, to meet its principal or interest payments or other financial obligations in a timely manner will adversely affect the value of the Fund's investments and its returns. Changes in an issuer's financial strength, the market's perception of an issuer's creditworthiness, or in the credit rating of the issuer or the security may also affect the value of the Fund's investment in that issuer.

INTEREST RATE RISK is the risk that during periods of rising interest rates, the market value of a Fund's securities will tend to be lower than prevailing market rates and in periods of falling interest rates, the market value of a Fund's securities will tend to be higher. A Fund's yield will vary as short-term securities in its portfolio mature and the proceeds are reinvested in securities with different interest rates. In general, securities with longer maturities or durations are more sensitive to interest rate changes. A general rise in interest rates may cause investors to move out of fixed income securities on a large scale, which could adversely affect the price and liquidity of fixed income securities and could also result in increased redemptions for the Fund. During periods when inflation rates are high or rising, or during periods of low interest rates, the Fund may be subject to a greater risk of rising interest rates. Changing interest rates may have unpredictable effects on the markets and the Fund's investments, may result in heightened market volatility, may impact the liquidity of fixed-income securities and of the Fund, and may detract from Fund performance.

HIGH-YIELD RISK is the risk that the Fund's below-investment grade fixed-income securities, sometimes known as "junk bonds," will be subject to greater credit risk, price volatility and

risk of loss than investment grade securities, which can adversely impact the Fund's return and NAV. High yield securities are considered highly speculative and are subject to increased risk of an issuer's inability to make principal and interest payments.

ALTERNATIVE MINIMUM TAX RISK is the risk that a portion of the Fund's otherwise tax-exempt income may be taxable to those shareholders subject to the federal alternative minimum tax.

MANAGEMENT RISK is the risk that a strategy used by the Fund's investment adviser may fail to produce the intended results or that imperfections, errors or limitations in the tools and data used by the investment adviser may cause unintended results.

DEBT EXTENSION RISK is the risk that when interest rates rise an issuer will exercise its right to pay principal on certain debt securities held by the Fund later than expected. This will cause the value of the security, and the Fund's NAV, to decrease, and the Fund may lose opportunities to invest in higher yielding securities.

PREPAYMENT (OR CALL) RISK is the risk that an issuer could exercise its right to pay principal on callable debt securities held by the Fund earlier than expected. Issuers may be more likely to prepay when interest rates fall, when credit spreads change, or when an issuer's credit quality improves. If this happens, the Fund will not benefit from the rise in the market price of the securities that normally accompanies a decline in interest rates, and will be forced to reinvest prepayment proceeds in lower yielding securities, which may reduce the Fund's returns. The Fund may also lose any premium it paid to purchase the securities.

STRUCTURED SECURITIES RISK is the risk that structured securities may be more volatile, less liquid and more difficult to price accurately than less complex securities due to their derivative nature. As a result, investments in structured securities may adversely affect the Fund's NAV. In some cases, it is possible that the Fund may suffer a total loss on its investment in a structured security. In addition, the performance and payment of principal and interest of a structured security is tied to that of a reference obligation. Accordingly, risks of structured securities also include those risks associated with the underlying reference obligation including, but not limited to, market risk, interest rate risk, credit risk, default risk and foreign currency risk.

DERIVATIVES RISK is the risk that derivatives may pose risks in addition to and greater than those associated with investing directly in securities, currencies and other instruments, may be illiquid or less liquid, more volatile, more difficult to value and leveraged so that small changes in the value of the underlying instrument may produce disproportionate losses to the Fund.

Derivatives are also subject to counterparty risk, which is the risk that the other party to the transaction will not perform its contractual obligations. The use of derivatives is a highly specialized activity that involves investment techniques and risks different from those associated with investments in more traditional securities and instruments.

- **FUTURES CONTRACTS RISK** is the risk that there will be imperfect correlation between the change in market value of the Fund's securities and the price of futures contracts, which may result in the strategy not working as intended; the possible inability of the Fund to sell or close out a futures contract at the desired time or price; losses due to unanticipated market movements, which potentially are unlimited; and the possible inability of the Fund's investment adviser to correctly predict the direction of securities' prices, interest rates, currency exchange rates and other economic factors, which may make the Fund's returns more volatile or increase the risk of loss.
- **OPTIONS CONTRACTS RISK** is the risk that there may be an imperfect correlation between the options and the securities markets that cause a given transaction to fail to achieve its objectives. The successful use of options depends on the investment adviser's ability to predict correctly future price fluctuations and the degree of correlation between the options and securities markets. Exchanges can limit the number of positions that can be held or controlled by the Fund or the investment adviser, thus limiting the ability to implement the Fund's strategies.
- **SWAP CONTRACTS RISK** is the risk that the counterparty with whom the Fund has entered into the agreement will default on its obligation to pay the Fund. While certain swaps are subject to mandatory central clearing, which is intended to reduce counterparty risk, these swaps are subject to the risk that a central clearinghouse will go into bankruptcy or become non-operational, and sometimes involve increased transaction costs.

As with any mutual fund, it is possible to lose money on an investment in the Fund. An investment in the Fund is not a deposit of any bank and is not insured or guaranteed by the Federal Deposit Insurance Corporation, any other government agency, or The Northern Trust Company, its affiliates, subsidiaries or any other bank.

FUND PERFORMANCE

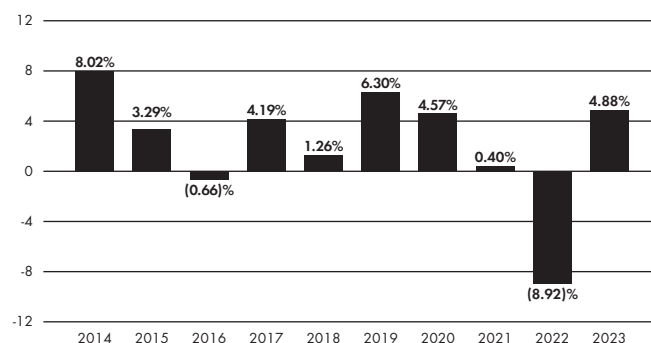
The bar chart and table that follow provide an indication of the risks of investing in the Fund by showing (A) changes in the performance of the Fund from year to year, and (B) how the average annual total returns of the Fund compare to those of a

broad-based securities market index and a style-specific index (one reflecting the market segments in which the Fund invests), in that order.

The Fund's past performance, before and after taxes, is not necessarily an indication of how the Fund will perform in the future.

Updated performance information for the Fund is available and may be obtained on the Fund's website at northerntrust.com/funds or by calling 800-595-9111.

CALENDAR YEAR TOTAL RETURN*



* Year to date total return for the six months ended June 30, 2024 was 0.02%. For the periods shown in the bar chart above, the highest quarterly return was 5.89% in the fourth quarter of 2023, and the lowest quarterly return was (6.39)% in the first quarter of 2022.

AVERAGE ANNUAL TOTAL RETURN

(For the periods ended December 31, 2023)

	1-Year	5-Year	10-Year
Shares Class			
Returns before taxes	4.88%	1.29%	2.23%
Returns after taxes on distributions	4.88%	1.26%	2.17%
Returns after taxes on distributions and sale of Fund shares	3.98%	1.53%	2.28%
Bloomberg U.S. Municipal Bond Index (reflects no deduction for fees, expenses, or taxes) ⁽¹⁾	6.40%	2.25%	3.03%
Bloomberg California Intermediate Municipal Bond Index (reflects no deduction for fees, expenses, or taxes)	4.94%	1.94%	2.45%

⁽¹⁾ Effective July 31, 2024, the Fund changed its broad-based securities market index from the Bloomberg California Intermediate Municipal Bond Index to the Bloomberg U.S. Municipal Bond Index in connection with new regulatory requirements.

After-tax returns are calculated using the historical highest individual federal marginal income tax rates and do not reflect the impact of state and local taxes. Actual after-tax returns depend on an investor's tax situation and may differ from those shown. After-tax returns shown are not relevant to investors who hold their shares through tax-advantaged arrangements, such as 401(k) plans or individual retirement accounts.

In calculating the federal income taxes due on redemptions, capital gains taxes resulting from redemptions are subtracted from the redemption proceeds and the tax benefits from capital losses resulting from the redemptions are added to the redemption proceeds. Under certain circumstances, the addition of the tax benefits from capital losses resulting from redemptions may cause the Returns after taxes on distributions and sale of Fund shares to be greater than the Returns after taxes on distributions or even the Returns before taxes.

MANAGEMENT

INVESTMENT ADVISER AND PORTFOLIO MANAGERS. NTI, an indirect subsidiary of Northern Trust Corporation, serves as the investment adviser of the California Intermediate Tax-Exempt Fund. Adam M. Shane, CFA, and Timothy Blair, CFA, each a Senior Vice President of NTI, have been managers of the Fund since October 2018 and July 2023, respectively. The Northern Trust Company, an affiliate of NTI, serves as transfer agent, custodian and sub-administrator to the Fund.

PURCHASE AND SALE OF FUND SHARES

You may purchase Shares Class shares of the Fund by opening an account directly with Northern Funds (the “Trust”) with a minimum initial investment of \$2,500 in the Fund (\$500 for an IRA; \$250 under the Automatic Investment Plan; and \$500 for employees of Northern Trust and its affiliates). The minimum subsequent investment is \$50 (except for reinvestments of distributions for which there is no minimum). The Fund reserves the right to waive these minimums. You may also purchase Shares Class shares of the Fund through an account at Northern Trust (or an affiliate) or an authorized intermediary.

If you purchase, sell (redeem) or exchange Shares Class shares through an authorized intermediary, you may be required to pay a commission and/or other forms of compensation to the intermediary. In addition, an authorized intermediary may impose different investment minimums than those set forth above. The Fund is not responsible for any investment minimums imposed by authorized intermediaries or for notifying shareholders of any changes to them.

On any business day, you may sell (redeem) or exchange shares through your account by contacting your Northern Trust account representative or authorized intermediary. If you purchase shares directly from the Trust, you may sell (redeem) or exchange your shares in one of the following ways:

- **By Mail** – Send a written request to: Northern Funds, P.O. Box 75986, Chicago, Illinois 60675-5986.
- **By Telephone** – Authorize the telephone privilege on your New Account Application. Call 800-595-9111 to use the telephone privilege.
- **By Wire** – Authorize wire redemptions on your New Account Application and have proceeds sent by federal wire transfer to

a previously designated bank account (the minimum redemption amount by this method is \$250). You will be charged \$15 for each wire redemption unless the designated bank account is maintained at Northern Trust or an affiliated bank. Call 800-595-9111 for instructions.

- **By Systematic Withdrawal** – If you own shares of the Fund with a minimum value of \$10,000, you may elect to have a fixed sum redeemed at regular intervals and distributed in cash or reinvested in one or more other funds of the Trust. Call 800-595-9111 for an application form and additional information. The minimum amount is \$250 per withdrawal.
- **By Exchange** – Complete the Exchange Privilege section of your New Account Application to exchange shares of one fund in the Trust for shares of another fund in the Trust. Shares being exchanged must have a value of at least \$1,000 (\$2,500 if a new account is being established by the exchange, \$500 if the new account is an IRA). Call 800-595-9111 for more information.
- **By Internet** – You may initiate transactions between Northern Trust banking and Fund accounts by using Northern Trust Private Passport. For details and to sign up for this service, go to northerntrust.com/funds or contact your Relationship Manager.

TAX INFORMATION

The Fund’s distributions primarily will be “exempt interest dividends” that are generally exempt from regular federal income tax and from California state personal income tax for residents of California. In certain instances, dividends paid by the Fund, while exempt from regular federal income tax, may be subject to the federal AMT. The Fund also may make distributions taxable as ordinary income or capital gains. Tax-exempt institutions, IRAs and other tax advantaged retirement accounts will not gain an additional benefit through investment in the Fund because such investors are already tax-exempt.

PAYMENTS TO BROKERS-DEALERS AND OTHER FINANCIAL INTERMEDIARIES

If you purchase the Fund through a broker-dealer or other financial intermediary (such as a bank), the Fund and its related companies may pay the intermediary for the sale of Fund shares and related services. These payments may create a conflict of interest by influencing the broker-dealer or other intermediary and your salesperson to recommend the Fund over another investment. Ask your salesperson or visit your financial intermediary’s website for more information.

INVESTMENT OBJECTIVE

The Fund seeks to provide high current income exempt from regular federal income tax and California state personal income tax.

FEES AND EXPENSES OF THE FUND

This table describes the fees and expenses that you may pay if you buy, hold, and sell shares of the Fund. You may be required to pay commissions and/or other forms of compensation to a financial intermediary for transactions in Shares Class shares, which are not reflected in the tables or the examples below.

Shareholder Fees (fees paid directly from your investment)

None

Annual Fund Operating Expenses (expenses that you pay each year as a percentage of the value of your investment)

	Shares Class
Management Fees	0.43%
Other Expenses	0.12%
Transfer Agent Fees	0.04%
Other Operating Expenses	0.08%
Acquired Fund Fees and Expenses ⁽¹⁾	0.01%
Total Annual Fund Operating Expenses⁽¹⁾	0.56%
Expense Reimbursement ⁽²⁾	(0.09)%
Total Annual Fund Operating Expenses After Expense Reimbursement⁽²⁾	0.47%

⁽¹⁾ The Total Annual Fund Operating Expenses do not correlate to the ratio of expenses to average net assets as reported in the "Financial Highlights" section of the Prospectus, which reflects the operating expenses of the Fund and does not include Acquired Fund Fees and Expenses.

⁽²⁾ Northern Trust Investments, Inc. ("NTI") has contractually agreed to reimburse a portion of the operating expenses of the Fund so that after such reimbursement the Total Annual Fund Operating Expenses of the Fund (excluding (i) acquired fund fees and expenses; (ii) the compensation paid to each Independent Trustee of the Trust; (iii) expenses of third party consultants engaged by the Board of Trustees; (iv) membership dues paid to the Investment Company Institute and Mutual Fund Directors Forum; (v) expenses in connection with the negotiation and renewal of the revolving credit facility; and (vi) extraordinary expenses and interest) do not exceed 0.45%. NTI has also contractually agreed to reimburse the management fees payable by the Fund in an amount equal to the net management fee NTI earns on the amount invested by the Fund in money market funds managed by NTI. These contractual limitations may not be terminated before July 31, 2025 without the approval of the Board of Trustees.

EXAMPLE

The following Example is intended to help you compare the cost of investing in the Fund with the cost of investing in other mutual funds. The Example assumes that you invest \$10,000 in the Fund for the time periods indicated and then redeem all of your shares at the end of those periods. The Example also

assumes that your investment has a 5% return each year and that the Fund's operating expenses remain the same (taking into account the expense reimbursement arrangement for one year, if applicable). Although your actual costs may be higher or lower, based on these assumptions your costs would be:

	1 Year	3 Years	5 Years	10 Years
Shares Class	\$48	\$170	\$304	\$693

PORTFOLIO TURNOVER. The Fund may incur transaction costs as it buys and sells securities (or "turns over" its portfolio). A higher portfolio turnover rate may indicate higher transaction costs and may result in higher taxes when Fund shares are held in a taxable account. These costs, which are not reflected in annual fund operating expenses or in the Example, affect the Fund's performance. During the most recent fiscal year, the Fund's portfolio turnover rate was 20.78% of the average value of its portfolio.

PRINCIPAL INVESTMENT STRATEGIES

Under normal circumstances, at least 80% of the Fund's net assets will be invested in instruments that pay income that is exempt from California state personal income tax ("California municipal instruments"). These may include certain securities of issuers located outside the State of California.

A municipal instrument is a fixed-income obligation issued by a state, territory or possession of the United States (including the District of Columbia) or a political subdivision, agency or instrumentality thereof. Interest income received by holders of municipal instruments is often exempt from the federal income tax and from the income tax of the state in which they are issued, although municipal instruments issued for certain purposes may not be tax-exempt. The municipal instruments in which the Fund invests may include:

- General obligation bonds secured by the issuer's full faith, credit and taxing power;
- Revenue obligation bonds payable from the revenues derived from a particular facility or class of facilities;
- Industrial development bonds;
- Moral obligation bonds;
- Tax-exempt derivative instruments;
- Stand-by commitments; and
- Municipal instruments backed by letters of credit, insurance or other forms of credit enhancement issued by domestic or foreign banks, insurance companies and other financial institutions.

The Fund primarily invests in investment grade debt obligations (i.e., obligations rated within the top four rating categories by a Nationally Recognized Statistical Rating Organization (“NRSRO”) or of comparable quality as determined by NTI), as determined at the time of purchase. However, it may invest up to 15% of its net assets in obligations that are rated below-investment grade (commonly referred to as “junk bonds”). Credit ratings are determined at the time of purchase.

Except in extraordinary circumstances, at least 80% of the Fund’s net assets will be invested in debt instruments that pay interest that is exempt from regular federal income tax. Alternative Minimum Tax (“AMT”) obligations (also known as “private activity bonds”), which pay interest that may be treated as an item of tax preference to shareholders under the federal AMT, will not be deemed to be eligible debt instruments for the purposes of determining whether the Fund meets this policy. For shareholders subject to AMT, a portion of the Fund’s dividends may be subject to federal tax.

In buying and selling securities for the Fund, NTI uses a relative value approach. This approach involves an analysis of general economic and market conditions. It also involves the use of models that analyze and compare expected returns and assumed risks. Under the relative value approach, NTI will emphasize particular securities and types of securities (such as general obligation bonds and revenue obligation bonds) that NTI believes will provide a favorable return in light of these risks.

NTI may engage in active trading, and will not consider portfolio trading a limiting factor in making decisions for the Fund.

The Fund’s dollar-weighted average maturity, under normal circumstances, will range between ten and thirty years.

In seeking to achieve its investment objective, the Fund may make significant investments in structured securities and also may invest, to a lesser extent, in futures contracts, options and swaps, all of which are considered to be derivative instruments, for both hedging and non-hedging purposes.

PRINCIPAL RISKS

As with any investment, you could lose all or part of your investment in the Fund, and the Fund’s performance could trail that of other investments. The Fund is subject to certain risks, including the principal risks noted below, any of which may adversely affect the Fund’s net asset value (“NAV”), yield, total return and ability to meet its investment objective. Each risk noted below is considered a principal risk of investing in the Fund, regardless of the order in which it appears. The significance of each risk factor below may change over time and you should review each risk factor carefully.

MARKET RISK is the risk that the value of the Fund’s investments may increase or decrease in response to expected, real or perceived economic, political or financial events in the U.S. or global markets. The frequency and magnitude of such changes in value cannot be predicted. Certain securities and other investments held by the Fund may experience increased volatility, illiquidity, or other potentially adverse effects in response to changing market conditions, inflation, changes in interest rates, lack of liquidity in the bond or equity markets or volatility in the equity markets. Market disruptions caused by local or regional events such as financial institution failures, war, acts of terrorism, the spread of infectious illness (including epidemics and pandemics) or other public health issues, recessions or other events or adverse investor sentiment could have a significant impact on the Fund and its investments. During periods of market disruption or other abnormal market conditions, the Fund’s exposure to risks described elsewhere in this summary will likely increase.

CALIFORNIA-SPECIFIC RISK is the risk that the Fund will be more exposed to risks associated with the negative aspects of California’s economy, political system, public health and government financing structures than a fund that invests more widely. Unfavorable developments in any economic sector or in the California economy as a whole may have a substantial impact on the overall California municipal market. Provisions of the California Constitution and State statutes that limit the taxing and spending authority of California governmental entities may impair the ability of California issuers to pay principal and/or interest on their obligations. While California’s economy is broad, it does have major concentrations in technology, manufacturing, trade, entertainment and financial services, and may be sensitive to economic problems affecting those industries. Future California political, public health and economic developments, constitutional amendments, legislative measures, executive orders, administrative regulations, litigation and voter initiatives could have an adverse effect on the debt obligations of California issuers.

MUNICIPAL INVESTMENTS RISK is the risk of a municipal security that generally depends on the financial and credit status of the issuer. Constitutional amendments, legislative enactments, executive orders, administrative regulations, voter initiatives, and the issuer’s regional economic conditions may affect the municipal security’s value, interest payments, repayment of principal and the Fund’s ability to sell the security. The Fund may be more sensitive to adverse economic, business, political or public health developments if it focuses its assets in municipal bonds that are issued to finance similar projects (such as those relating to education, health care, housing, transportation, and utilities), industrial development bonds, in particular types of municipal securities (such as general obligation bonds, private activity bonds and moral

obligation bonds), or in municipal securities of a particular state or territory. While income earned on municipal securities is generally not subject to federal tax, the failure of a municipal security issuer to comply with applicable tax requirements may make income paid thereon taxable, resulting in a decline in the security's value. In addition, there could be changes in applicable tax laws or tax treatments that reduce or eliminate the current federal income tax exemption on municipal securities or otherwise adversely affect the current federal or state tax status of municipal securities. The secondary market for municipal obligations also tends to be less well-developed and less liquid than many other securities markets, which may limit the Fund's ability to sell its municipal obligations at attractive prices. Further, inventories of municipal securities held by brokers and dealers have decreased in recent years, lessening their ability to make a market in these securities, which has resulted in increased municipal security price volatility and trading costs, particularly during periods of economic or market stress.

CREDIT (OR DEFAULT) RISK is the risk that the inability or unwillingness of an issuer or guarantor of a fixed-income security, or a counterparty to a repurchase or other transaction, to meet its principal or interest payments or other financial obligations in a timely manner will adversely affect the value of the Fund's investments and its returns. Changes in an issuer's financial strength, the market's perception of an issuer's creditworthiness, or in the credit rating of the issuer or the security may also affect the value of the Fund's investment in that issuer.

INTEREST RATE RISK is the risk that during periods of rising interest rates, the market value of a Fund's securities will tend to be lower than prevailing market rates and in periods of falling interest rates, the market value of a Fund's securities will tend to be higher. A Fund's yield will vary as short-term securities in its portfolio mature and the proceeds are reinvested in securities with different interest rates. In general, securities with longer maturities or durations are more sensitive to interest rate changes. A general rise in interest rates may cause investors to move out of fixed income securities on a large scale, which could adversely affect the price and liquidity of fixed income securities and could also result in increased redemptions for the Fund. During periods when inflation rates are high or rising, or during periods of low interest rates, the Fund may be subject to a greater risk of rising interest rates. Changing interest rates may have unpredictable effects on the markets and the Fund's investments, may result in heightened market volatility, may impact the liquidity of fixed-income securities and of the Fund, and may detract from Fund performance.

HIGH-YIELD RISK is the risk that the Fund's below-investment grade fixed-income securities, sometimes known as "junk bonds," will be subject to greater credit risk, price volatility and

risk of loss than investment grade securities, which can adversely impact the Fund's return and NAV. High yield securities are considered highly speculative and are subject to increased risk of an issuer's inability to make principal and interest payments.

ALTERNATIVE MINIMUM TAX RISK is the risk that a portion of the Fund's otherwise tax-exempt income may be taxable to those shareholders subject to the federal alternative minimum tax.

MANAGEMENT RISK is the risk that a strategy used by the Fund's investment adviser may fail to produce the intended results or that imperfections, errors or limitations in the tools and data used by the investment adviser may cause unintended results.

DEBT EXTENSION RISK is the risk that when interest rates rise an issuer will exercise its right to pay principal on certain debt securities held by the Fund later than expected. This will cause the value of the security, and the Fund's NAV, to decrease, and the Fund may lose opportunities to invest in higher yielding securities.

PREPAYMENT (OR CALL) RISK is the risk that an issuer could exercise its right to pay principal on callable debt securities held by the Fund earlier than expected. Issuers may be more likely to prepay when interest rates fall, when credit spreads change, or when an issuer's credit quality improves. If this happens, the Fund will not benefit from the rise in the market price of the securities that normally accompanies a decline in interest rates, and will be forced to reinvest prepayment proceeds in lower yielding securities, which may reduce the Fund's returns. The Fund may also lose any premium it paid to purchase the securities.

STRUCTURED SECURITIES RISK is the risk that structured securities may be more volatile, less liquid and more difficult to price accurately than less complex securities due to their derivative nature. As a result, investments in structured securities may adversely affect the Fund's NAV. In some cases, it is possible that the Fund may suffer a total loss on its investment in a structured security. In addition, the performance and payment of principal and interest of a structured security is tied to that of a reference obligation. Accordingly, risks of structured securities also include those risks associated with the underlying reference obligation including, but not limited to, market risk, interest rate risk, credit risk, default risk and foreign currency risk.

DERIVATIVES RISK is the risk that derivatives may pose risks in addition to and greater than those associated with investing directly in securities, currencies and other instruments, may be illiquid or less liquid, more volatile, more difficult to value and leveraged so that small changes in the value of the underlying instrument may produce disproportionate losses to the Fund.

Derivatives are also subject to counterparty risk, which is the risk that the other party to the transaction will not perform its contractual obligations. The use of derivatives is a highly specialized activity that involves investment techniques and risks different from those associated with investments in more traditional securities and instruments.

- **FUTURES CONTRACTS RISK** is the risk that there will be imperfect correlation between the change in market value of the Fund's securities and the price of futures contracts, which may result in the strategy not working as intended; the possible inability of the Fund to sell or close out a futures contract at the desired time or price; losses due to unanticipated market movements, which potentially are unlimited; and the possible inability of the Fund's investment adviser to correctly predict the direction of securities' prices, interest rates, currency exchange rates and other economic factors, which may make the Fund's returns more volatile or increase the risk of loss.
- **OPTIONS CONTRACTS RISK** is the risk that there may be an imperfect correlation between the options and the securities markets that cause a given transaction to fail to achieve its objectives. The successful use of options depends on the investment adviser's ability to predict correctly future price fluctuations and the degree of correlation between the options and securities markets. Exchanges can limit the number of positions that can be held or controlled by the Fund or the investment adviser, thus limiting the ability to implement the Fund's strategies.
- **SWAP CONTRACTS RISK** is the risk that the counterparty with whom the Fund has entered into the agreement will default on its obligation to pay the Fund. While certain swaps are subject to mandatory central clearing, which is intended to reduce counterparty risk, these swaps are subject to the risk that a central clearinghouse will go into bankruptcy or become non-operational, and sometimes involve increased transaction costs.

As with any mutual fund, it is possible to lose money on an investment in the Fund. An investment in the Fund is not a deposit of any bank and is not insured or guaranteed by the Federal Deposit Insurance Corporation, any other government agency, or The Northern Trust Company, its affiliates, subsidiaries or any other bank.

FUND PERFORMANCE

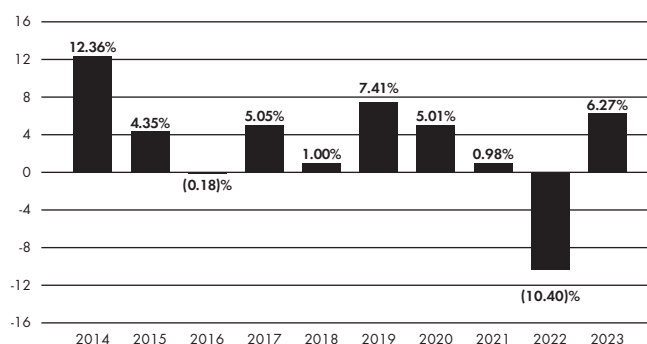
The bar chart and table that follow provide an indication of the risks of investing in the Fund by showing (A) changes in the performance of the Fund from year to year, and (B) how the average annual total returns of the Fund compare to those of a broad-based securities market index and a style-specific index

(one reflecting the market segments in which the Fund invests), in that order.

The Fund's past performance, before and after taxes, is not necessarily an indication of how the Fund will perform in the future.

Updated performance information for the Fund is available and may be obtained on the Fund's website at northerntrust.com/funds or by calling 800-595-9111.

CALENDAR YEAR TOTAL RETURN*



* Year to date total return for the six months ended June 30, 2024 was (0.14)%. For the periods shown in the bar chart above, the highest quarterly return was 7.24% in the fourth quarter of 2023, and the lowest quarterly return was (7.08)% in the first quarter of 2022.

AVERAGE ANNUAL TOTAL RETURN

(For the periods ended December 31, 2023)

	1-Year	5-Year	10-Year
Shares Class			
Returns before taxes	6.27%	1.64%	3.02%
Returns after taxes on distributions	6.27%	1.54%	2.90%
Returns after taxes on distributions and sale of Fund shares	4.97%	1.85%	2.99%
Bloomberg U.S. Municipal Bond Index (reflects no deduction for fees, expenses, or taxes) ⁽¹⁾	6.40%	2.25%	3.03%
Bloomberg California Municipal Bond Index (reflects no deduction for fees, expenses, or taxes)	6.22%	2.25%	3.10%

⁽¹⁾ Effective July 31, 2024, the Fund changed its broad-based securities market index from the Bloomberg California Municipal Bond Index to the Bloomberg U.S. Municipal Bond Index in connection with new regulatory requirements.

After-tax returns are calculated using the historical highest individual federal marginal income tax rates and do not reflect the impact of state and local taxes. Actual after-tax returns depend on an investor's tax situation and may differ from those shown. After-tax returns shown are not relevant to investors who hold their shares through tax-advantaged arrangements, such as 401(k) plans or individual retirement accounts.

In calculating the federal income taxes due on redemptions, capital gains taxes resulting from redemptions are subtracted from the redemption proceeds and the tax benefits from capital losses resulting

from the redemptions are added to the redemption proceeds. Under certain circumstances, the addition of the tax benefits from capital losses resulting from redemptions may cause the Returns after taxes on distributions and sale of Fund shares to be greater than the Returns after taxes on distributions or even the Returns before taxes.

MANAGEMENT

INVESTMENT ADVISER AND PORTFOLIO MANAGERS. NTI, an indirect subsidiary of Northern Trust Corporation, serves as the investment adviser of the California Tax-Exempt Fund. Adam M. Shane, CFA, and Timothy Blair, CFA, each a Senior Vice President of NTI, have been managers of the Fund since October 2018 and July 2023, respectively. The Northern Trust Company, an affiliate of NTI, serves as transfer agent, custodian and sub-administrator to the Fund.

PURCHASE AND SALE OF FUND SHARES

You may purchase Shares Class shares of the Fund by opening an account directly with Northern Funds (the “Trust”) with a minimum initial investment of \$2,500 in the Fund (\$500 for an IRA; \$250 under the Automatic Investment Plan; and \$500 for employees of Northern Trust and its affiliates). The minimum subsequent investment is \$50 (except for reinvestments of distributions for which there is no minimum). The Fund reserves the right to waive these minimums. You may also purchase Shares Class shares of the Fund through an account at Northern Trust (or an affiliate) or an authorized intermediary.

If you purchase, sell (redeem) or exchange Shares Class shares through an authorized intermediary, you may be required to pay a commission and/or other forms of compensation to the intermediary. In addition, an authorized intermediary may impose different investment minimums than those set forth above. The Fund is not responsible for any investment minimums imposed by authorized intermediaries or for notifying shareholders of any changes to them.

On any business day, you may sell (redeem) or exchange shares through your account by contacting your Northern Trust account representative or authorized intermediary. If you purchase shares directly from the Trust, you may sell (redeem) or exchange your shares in one of the following ways:

- By Mail – Send a written request to: Northern Funds, P.O. Box 75986, Chicago, Illinois 60675-5986.
- By Telephone – Authorize the telephone privilege on your New Account Application. Call 800-595-9111 to use the telephone privilege.
- By Wire – Authorize wire redemptions on your New Account Application and have proceeds sent by federal wire transfer to

a previously designated bank account (the minimum redemption amount by this method is \$250). You will be charged \$15 for each wire redemption unless the designated bank account is maintained at Northern Trust or an affiliated bank. Call 800-595-9111 for instructions.

- By Systematic Withdrawal – If you own shares of the Fund with a minimum value of \$10,000, you may elect to have a fixed sum redeemed at regular intervals and distributed in cash or reinvested in one or more other funds of the Trust. Call 800-595-9111 for an application form and additional information. The minimum amount is \$250 per withdrawal.
- By Exchange – Complete the Exchange Privilege section of your New Account Application to exchange shares of one fund in the Trust for shares of another fund in the Trust. Shares being exchanged must have a value of at least \$1,000 (\$2,500 if a new account is being established by the exchange, \$500 if the new account is an IRA). Call 800-595-9111 for more information.
- By Internet – You may initiate transactions between Northern Trust banking and Fund accounts by using Northern Trust Private Passport. For details and to sign up for this service, go to northerntrust.com/funds or contact your Relationship Manager.

TAX INFORMATION

The Fund’s distributions primarily will be “exempt interest dividends” that are generally exempt from regular federal income tax and from California state personal income tax for residents of California. In certain instances, dividends paid by the Fund, while exempt from regular federal income tax, may be subject to the federal AMT. The Fund also may make distributions taxable as ordinary income or capital gains. Tax-exempt institutions, IRAs and other tax advantaged retirement accounts will not gain an additional benefit through investment in the Fund because such investors are already tax-exempt.

PAYMENTS TO BROKERS-DEALERS AND OTHER FINANCIAL INTERMEDIARIES

If you purchase the Fund through a broker-dealer or other financial intermediary (such as a bank), the Fund and its related companies may pay the intermediary for the sale of Fund shares and related services. These payments may create a conflict of interest by influencing the broker-dealer or other intermediary and your salesperson to recommend the Fund over another investment. Ask your salesperson or visit your financial intermediary’s website for more information.

INVESTMENT OBJECTIVE

The Fund seeks a high level of current income exempt from regular federal income tax.

FEES AND EXPENSES OF THE FUND

This table describes the fees and expenses that you may pay if you buy, hold, and sell shares of the Fund. You may be required to pay commissions and/or other forms of compensation to a financial intermediary for transactions in Shares Class shares, which are not reflected in the tables or the examples below.

Shareholder Fees (fees paid directly from your investment)

None

Annual Fund Operating Expenses (expenses that you pay each year as a percentage of the value of your investment)

	Shares Class
Management Fees	0.56%
Other Expenses	0.08%
Transfer Agent Fees	0.04%
Other Operating Expenses	0.04%
Acquired Fund Fees and Expenses ⁽¹⁾	0.01%
Total Annual Fund Operating Expenses⁽¹⁾	0.65%
Expense Reimbursement ⁽²⁾	(0.06)%
Total Annual Fund Operating Expenses After Expense Reimbursement⁽²⁾	0.59%

⁽¹⁾ The Total Annual Fund Operating Expenses do not correlate to the ratio of expenses to average net assets as reported in the "Financial Highlights" section of the Prospectus, which reflects the operating expenses of the Fund and does not include Acquired Fund Fees and Expenses.

⁽²⁾ Northern Trust Investments, Inc. ("NTI") has contractually agreed to reimburse a portion of the operating expenses of the Fund so that after such reimbursement the Total Annual Fund Operating Expenses of the Fund (excluding (i) acquired fund fees and expenses; (ii) the compensation paid to each Independent Trustee of the Trust; (iii) expenses of third party consultants engaged by the Board of Trustees; (iv) membership dues paid to the Investment Company Institute and Mutual Fund Directors Forum; (v) expenses in connection with the negotiation and renewal of the revolving credit facility; and (vi) extraordinary expenses and interest) do not exceed 0.58%. NTI has also contractually agreed to reimburse the management fees payable by the Fund in an amount equal to the net management fee NTI earns on the amount invested by the Fund in money market funds managed by NTI. These contractual limitations may not be terminated before July 31, 2025 without the approval of the Board of Trustees.

EXAMPLE

The following Example is intended to help you compare the cost of investing in the Fund with the cost of investing in other mutual funds. The Example assumes that you invest \$10,000 in the Fund for the time periods indicated and then redeem all of your shares at the end of those periods. The Example also

assumes that your investment has a 5% return each year and that the Fund's operating expenses remain the same (taking into account the expense reimbursement arrangement for one year, if applicable). Although your actual costs may be higher or lower, based on these assumptions your costs would be:

	1 Year	3 Years	5 Years	10 Years
Shares Class	\$60	\$202	\$356	\$805

PORTFOLIO TURNOVER. The Fund may incur transaction costs as it buys and sells securities (or "turns over" its portfolio). A higher portfolio turnover rate may indicate higher transaction costs and may result in higher taxes when Fund shares are held in a taxable account. These costs, which are not reflected in annual fund operating expenses or in the Example, affect the Fund's performance. During the most recent fiscal year, the Fund's portfolio turnover rate was 14.76% of the average value of its portfolio.

PRINCIPAL INVESTMENT STRATEGIES

In seeking high current income exempt from regular federal income tax, the Fund will invest, under normal circumstances, at least 65% of its net assets in rated and unrated municipal instruments that are of low quality (commonly referred to as "junk bonds") or medium or upper medium quality. A municipal instrument is a fixed-income obligation issued by a state, territory or possession of the United States (including the District of Columbia) or a political subdivision, agency or instrumentality thereof. Interest income received by holders of municipal instruments is often exempt from the federal income tax and from the income tax of the state in which they are issued, although municipal instruments issued for certain purposes may not be tax-exempt. The municipal instruments in which the Fund invests may include:

- General obligation bonds secured by the issuer's full faith, credit and taxing power;
- Revenue obligation bonds payable from the revenues derived from a particular facility or class of facilities;
- Industrial development bonds;
- Moral obligation bonds;
- Tax-exempt derivative instruments;
- Stand-by commitments; and
- Municipal instruments backed by letters of credit, insurance or other forms of credit enhancement issued by domestic or foreign banks, insurance companies and other financial companies.

Upper medium quality securities are rated A by a Nationally Recognized Statistical Rating Organization ("NRSRO"), and medium quality securities are rated BBB or Baa by a NRSRO.

Lower quality or below investment-grade securities are rated BB, Ba or lower by a NRSRO, or unrated securities determined to be of comparable quality by NTI. Credit ratings are determined at the time of purchase.

There is no minimum rating for a municipal instrument purchased or held by the Fund, and the Fund may purchase securities that are in default. Although the Fund primarily invests in low, medium or upper medium quality securities, it may invest a portion of its assets in securities of higher quality.

Except in extraordinary circumstances, at least 80% of the Fund's net assets will be invested in debt instruments that pay interest that is exempt from regular federal income tax. The Fund is not limited in the amount of its assets that may be invested in alternative minimum tax ("AMT") obligations (also known as "private activity bonds"), which pay interest that may be treated as an item of tax preference to shareholders under the federal AMT. For shareholders subject to AMT, a significant portion of the Fund's dividends may be subject to federal tax.

The Fund may also invest in securities that are subject to resale restrictions such as those contained in Rule 144A promulgated under the Securities Act of 1933.

In buying and selling securities for the Fund, NTI uses a relative value approach. This approach involves an analysis of general economic and market conditions. It also involves the use of models that analyze and compare expected returns and assumed risks. Under the relative value approach, NTI will emphasize particular securities and types of securities (such as corporate-backed municipal bonds and revenue obligation bonds) that NTI believes will provide a favorable return in light of these risks.

NTI may engage in active trading, and will not consider portfolio turnover a limiting factor in making decisions for the Fund.

The Fund does not have any portfolio maturity limitations, and may invest its assets from time to time primarily in instruments with short, medium or long maturities.

PRINCIPAL RISKS

As with any investment, you could lose all or part of your investment in the Fund, and the Fund's performance could trail that of other investments. The Fund is subject to certain risks, including the principal risks noted below, any of which may adversely affect the Fund's net asset value ("NAV"), yield, total return and ability to meet its investment objective. Each risk noted below is considered a principal risk of investing in the Fund, regardless of the order in which it appears. The significance of each risk factor below may change over time and you should review each risk factor carefully.

MARKET RISK is the risk that the value of the Fund's investments may increase or decrease in response to expected, real or perceived economic, political or financial events in the U.S. or global markets. The frequency and magnitude of such changes in value cannot be predicted. Certain securities and other investments held by the Fund may experience increased volatility, illiquidity, or other potentially adverse effects in response to changing market conditions, inflation, changes in interest rates, lack of liquidity in the bond or equity markets or volatility in the equity markets. Market disruptions caused by local or regional events such as financial institution failures, war, acts of terrorism, the spread of infectious illness (including epidemics and pandemics) or other public health issues, recessions or other events or adverse investor sentiment could have a significant impact on the Fund and its investments. During periods of market disruption or other abnormal market conditions, the Fund's exposure to risks described elsewhere in this summary will likely increase.

HIGH-YIELD RISK is the risk that the Fund's below-investment grade fixed-income securities, sometimes known as "junk bonds," will be subject to greater credit risk, price volatility and risk of loss than investment grade securities, which can adversely impact the Fund's return and NAV. High yield securities are considered highly speculative and are subject to increased risk of an issuer's inability to make principal and interest payments.

MUNICIPAL INVESTMENTS RISK is the risk of a municipal security that generally depends on the financial and credit status of the issuer. Constitutional amendments, legislative enactments, executive orders, administrative regulations, voter initiatives, and the issuer's regional economic conditions may affect the municipal security's value, interest payments, repayment of principal and the Fund's ability to sell the security. The Fund may be more sensitive to adverse economic, business, political or public health developments if it focuses its assets in municipal bonds that are issued to finance similar projects (such as those relating to education, health care, housing, transportation, and utilities), industrial development bonds, in particular types of municipal securities (such as general obligation bonds, private activity bonds and moral obligation bonds), or in municipal securities of a particular state or territory. While income earned on municipal securities is generally not subject to federal tax, the failure of a municipal security issuer to comply with applicable tax requirements may make income paid thereon taxable, resulting in a decline in the security's value. In addition, there could be changes in applicable tax laws or tax treatments that reduce or eliminate the current federal income tax exemption on municipal securities or otherwise adversely affect the current federal or state tax status of municipal securities. The secondary market for municipal obligations also tends to be less well-developed and less liquid than many other securities markets, which may

limit the Fund's ability to sell its municipal obligations at attractive prices. Further, inventories of municipal securities held by brokers and dealers have decreased in recent years, lessening their ability to make a market in these securities, which has resulted in increased municipal security price volatility and trading costs, particularly during periods of economic or market stress.

CREDIT (OR DEFAULT) RISK is the risk that the inability or unwillingness of an issuer or guarantor of a fixed-income security, or a counterparty to a repurchase or other transaction, to meet its principal or interest payments or other financial obligations in a timely manner will adversely affect the value of the Fund's investments and its returns. Changes in an issuer's financial strength, the market's perception of an issuer's creditworthiness, or in the credit rating of the issuer or the security may also affect the value of the Fund's investment in that issuer.

INTEREST RATE RISK is the risk that during periods of rising interest rates, the market value of a Fund's securities will tend to be lower than prevailing market rates and in periods of falling interest rates, the market value of a Fund's securities will tend to be higher. A Fund's yield will vary as short-term securities in its portfolio mature and the proceeds are reinvested in securities with different interest rates. In general, securities with longer maturities or durations are more sensitive to interest rate changes. A general rise in interest rates may cause investors to move out of fixed income securities on a large scale, which could adversely affect the price and liquidity of fixed income securities and could also result in increased redemptions for the Fund. During periods when inflation rates are high or rising, or during periods of low interest rates, the Fund may be subject to a greater risk of rising interest rates. Changing interest rates may have unpredictable effects on the markets and the Fund's investments, may result in heightened market volatility, may impact the liquidity of fixed-income securities and of the Fund, and may detract from Fund performance.

ALTERNATIVE MINIMUM TAX RISK A portion of the Fund's otherwise tax-exempt income may be taxable to those shareholders subject to the federal alternative minimum tax.

RESTRICTED SECURITIES RISK is the risk that limitations on the resale of restricted securities or other securities exempt from certain registration requirements, such as Rule 144A securities, may have an adverse effect on their marketability and may prevent the Fund from disposing of them promptly or at desirable prices. There can be no assurance that a trading market will exist at any time for any particular restricted security. Transaction costs may be higher for restricted securities and such securities may be difficult to value and may have significant volatility.

MANAGEMENT RISK is the risk that a strategy used by the Fund's investment adviser may fail to produce the intended results or that imperfections, errors or limitations in the tools and data used by the investment adviser may cause unintended results.

DEBT EXTENSION RISK is the risk that when interest rates rise an issuer will exercise its right to pay principal on certain debt securities held by the Fund later than expected. This will cause the value of the security, and the Fund's NAV, to decrease, and the Fund may lose opportunities to invest in higher yielding securities.

PREPAYMENT (OR CALL) RISK is the risk that an issuer could exercise its right to pay principal on callable debt securities held by the Fund earlier than expected. Issuers may be more likely to prepay when interest rates fall, when credit spreads change, or when an issuer's credit quality improves. If this happens, the Fund will not benefit from the rise in the market price of the securities that normally accompanies a decline in interest rates, and will be forced to reinvest prepayment proceeds in lower yielding securities, which may reduce the Fund's returns. The Fund may also lose any premium it paid to purchase the securities.

DERIVATIVES RISK is the risk that derivatives may pose risks in addition to and greater than those associated with investing directly in securities, currencies and other instruments, may be illiquid or less liquid, more volatile, more difficult to value and leveraged so that small changes in the value of the underlying instrument may produce disproportionate losses to the Fund. Derivatives are also subject to counterparty risk, which is the risk that the other party to the transaction will not perform its contractual obligations. The use of derivatives is a highly specialized activity that involves investment techniques and risks different from those associated with investments in more traditional securities and instruments.

As with any mutual fund, it is possible to lose money on an investment in the Fund. An investment in the Fund is not a deposit of any bank and is not insured or guaranteed by the Federal Deposit Insurance Corporation, any other government agency, or The Northern Trust Company, its affiliates, subsidiaries or any other bank.

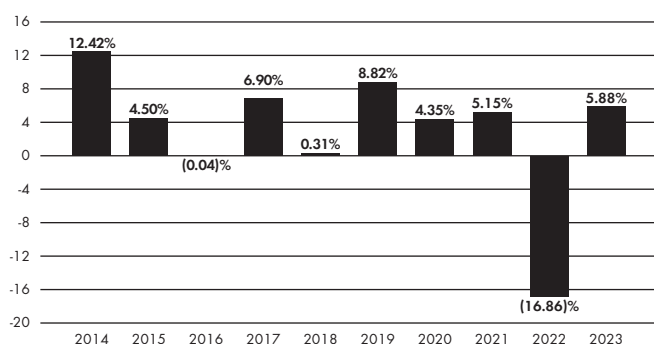
FUND PERFORMANCE

The bar chart and table that follow provide an indication of the risks of investing in the Fund by showing (A) changes in the performance of the Fund from year to year, and (B) how the average annual total returns of the Fund compare to those of a broad-based securities market index and a style-specific index (one reflecting the market segments in which the Fund invests), in that order.

The Fund's past performance, before and after taxes, is not necessarily an indication of how the Fund will perform in the future.

Updated performance information for the Fund is available and may be obtained on the Fund's website at northerntrust.com/funds or by calling 800-595-9111.

CALENDAR YEAR TOTAL RETURN*



* Year to date total return for the six months ended June 30, 2024 was 3.59%. For the periods shown in the bar chart above, the highest quarterly return was 7.47% in the fourth quarter of 2023, and the lowest quarterly return was (8.18)% in the first quarter of 2022.

AVERAGE ANNUAL TOTAL RETURN

(For the periods ended December 31, 2023)

	1-Year	5-Year	10-Year
Shares Class			
Returns before taxes	5.88%	1.00%	2.84%
Returns after taxes on distributions	5.88%	0.98%	2.81%
Returns after taxes on distributions and sale of Fund shares	5.39%	1.68%	3.13%
Bloomberg U.S. Municipal Bond Index (reflects no deduction for fees, expenses, or taxes) ⁽¹⁾	6.40%	2.25%	3.03%
Bloomberg Municipal Bond 60% High Yield/40% Investment Grade Index (reflects no deduction for fees, expenses, or taxes)	8.09%	3.02%	4.23%

⁽¹⁾ Effective July 31, 2024, the Fund changed its broad-based securities market index from the Bloomberg Municipal Bond 60% High Yield/40% Investment Grade Index to the Bloomberg U.S. Municipal Bond Index in connection with new regulatory requirements.

After-tax returns are calculated using the historical highest individual federal marginal income tax rates and do not reflect the impact of state and local taxes. Actual after-tax returns depend on an investor's tax situation and may differ from those shown. After-tax returns shown are not relevant to investors who hold their shares through tax-advantaged arrangements, such as 401(k) plans or individual retirement accounts.

In calculating the federal income taxes due on redemptions, capital gains taxes resulting from redemptions are subtracted from the redemption proceeds and the tax benefits from capital losses resulting from the redemptions are added to the redemption proceeds. Under certain circumstances, the addition of the tax benefits from capital losses resulting from redemptions may cause the Returns after taxes on distributions and sale of Fund shares to be greater than the Returns after taxes on distributions or even the Returns before taxes.

MANAGEMENT

INVESTMENT ADVISER AND PORTFOLIO MANAGERS. NTI, an indirect subsidiary of Northern Trust Corporation, serves as the investment adviser of the High Yield Municipal Fund. Adam M. Shane, CFA, and Timothy Blair, CFA, each a Senior Vice President of NTI, have been managers of the Fund since August 2018 and July 2023, respectively. The Northern Trust Company, an affiliate of NTI, serves as transfer agent, custodian and sub-administrator to the Fund.

PURCHASE AND SALE OF FUND SHARES

You may purchase Shares Class shares of the Fund by opening an account directly with Northern Funds (the "Trust") with a minimum initial investment of \$2,500 in the Fund (\$500 for an IRA; \$250 under the Automatic Investment Plan; and \$500 for employees of Northern Trust and its affiliates). The minimum subsequent investment is \$50 (except for reinvestments of distributions for which there is no minimum). The Fund reserves the right to waive these minimums. You may also purchase Shares Class shares of the Fund through an account at Northern Trust (or an affiliate) or an authorized intermediary.

If you purchase, sell (redeem) or exchange Shares Class shares through an authorized intermediary, you may be required to pay a commission and/or other forms of compensation to the intermediary. In addition, an authorized intermediary may impose different investment minimums than those set forth above. The Fund is not responsible for any investment minimums imposed by authorized intermediaries or for notifying shareholders of any changes to them.

On any business day, you may sell (redeem) or exchange shares through your account by contacting your Northern Trust account representative or authorized intermediary. If you purchase shares directly from the Trust, you may sell (redeem) or exchange your shares in one of the following ways:

- By Mail – Send a written request to: Northern Funds, P.O. Box 75986, Chicago, Illinois 60675-5986.

- **By Telephone** – Authorize the telephone privilege on your New Account Application. Call 800-595-9111 to use the telephone privilege.
- **By Wire** – Authorize wire redemptions on your New Account Application and have proceeds sent by federal wire transfer to a previously designated bank account (the minimum redemption amount by this method is \$250). You will be charged \$15 for each wire redemption unless the designated bank account is maintained at Northern Trust or an affiliated bank. Call 800-595-9111 for instructions.
- **By Systematic Withdrawal** – If you own shares of the Fund with a minimum value of \$10,000, you may elect to have a fixed sum redeemed at regular intervals and distributed in cash or reinvested in one or more other funds of the Trust. Call 800-595-9111 for an application form and additional information. The minimum amount is \$250 per withdrawal.
- **By Exchange** – Complete the Exchange Privilege section of your New Account Application to exchange shares of one fund in the Trust for shares of another fund in the Trust. Shares being exchanged must have a value of at least \$1,000 (\$2,500 if a new account is being established by the exchange, \$500 if the new account is an IRA). Call 800-595-9111 for more information.
- **By Internet** – You may initiate transactions between Northern Trust banking and Fund accounts by using Northern Trust Private Passport. For details and to sign up for this service, go to northerntrust.com/funds or contact your Relationship Manager.

TAX INFORMATION

The Fund's distributions primarily will be "exempt interest dividends" that are generally exempt from regular federal income tax. In certain instances, dividends paid by the Fund, while exempt from regular federal income tax, may be subject to the federal AMT. State and local income taxes may apply to all or a portion of exempt-interest dividends paid by the Fund. The Fund also may make distributions taxable as ordinary income or capital gains. Tax-exempt institutions, IRAs and other tax advantaged retirement accounts will not gain an additional benefit through investment in the Fund because such investors are already tax-exempt.

PAYMENTS TO BROKERS-DEALERS AND OTHER FINANCIAL INTERMEDIARIES

If you purchase the Fund through a broker-dealer or other financial intermediary (such as a bank), the Fund and its related companies may pay the intermediary for the sale of Fund shares and related services. These payments may create a conflict of interest by influencing the broker-dealer or other intermediary and your salesperson to recommend the Fund over another investment. Ask your salesperson or visit your financial intermediary's website for more information.

INVESTMENT OBJECTIVE

The Fund seeks to provide a high level of current income exempt from regular federal income tax by investing in municipal instruments.

FEES AND EXPENSES OF THE FUND

This table describes the fees and expenses that you may pay if you buy, hold, and sell shares of the Fund. You may be required to pay commissions and/or other forms of compensation to a financial intermediary for transactions in Shares Class shares, which are not reflected in the tables or the examples below.

Shareholder Fees (fees paid directly from your investment)

None

Annual Fund Operating Expenses (expenses that you pay each year as a percentage of the value of your investment)

	Shares Class
Management Fees	0.43%
Other Expenses	0.07%
Transfer Agent Fees	0.04%
Other Operating Expenses	0.03%
Acquired Fund Fees and Expenses ⁽¹⁾	0.01%
Total Annual Fund Operating Expenses⁽¹⁾	0.51%
Expense Reimbursement ⁽²⁾	(0.05)%
Total Annual Fund Operating Expenses After Expense Reimbursement⁽²⁾	0.46%

⁽¹⁾ The Total Annual Fund Operating Expenses do not correlate to the ratio of expenses to average net assets as reported in the "Financial Highlights" section of the Prospectus, which reflects the operating expenses of the Fund and does not include Acquired Fund Fees and Expenses.

⁽²⁾ Northern Trust Investments, Inc. ("NTI") has contractually agreed to reimburse a portion of the operating expenses of the Fund so that after such reimbursement the Total Annual Fund Operating Expenses of the Fund (excluding (i) acquired fund fees and expenses; (ii) the compensation paid to each Independent Trustee of the Trust; (iii) expenses of third party consultants engaged by the Board of Trustees; (iv) membership dues paid to the Investment Company Institute and Mutual Fund Directors Forum; (v) expenses in connection with the negotiation and renewal of the revolving credit facility; and (vi) extraordinary expenses and interest) do not exceed 0.45%. NTI has also contractually agreed to reimburse the management fees payable by the Fund in an amount equal to the net management fee NTI earns on the amount invested by the Fund in money market funds managed by NTI. These contractual limitations may not be terminated before July 31, 2025 without the approval of the Board of Trustees.

EXAMPLE

The following Example is intended to help you compare the cost of investing in the Fund with the cost of investing in other mutual funds. The Example assumes that you invest \$10,000 in the Fund for the time periods indicated and then redeem all of

your shares at the end of those periods. The Example also assumes that your investment has a 5% return each year and that the Fund's operating expenses remain the same (taking into account the expense reimbursement arrangement for one year, if applicable). Although your actual costs may be higher or lower, based on these assumptions your costs would be:

	1 Year	3 Years	5 Years	10 Years
Shares Class	\$47	\$159	\$280	\$636

PORTFOLIO TURNOVER. The Fund may incur transaction costs as it buys and sells securities (or "turns over" its portfolio). A higher portfolio turnover rate may indicate higher transaction costs and may result in higher taxes when Fund shares are held in a taxable account. These costs, which are not reflected in annual fund operating expenses or in the Example, affect the Fund's performance. During the most recent fiscal year, the Fund's portfolio turnover rate was 18.08% of the average value of its portfolio.

PRINCIPAL INVESTMENT STRATEGIES

In seeking high current income exempt from regular federal income tax, the Fund will invest in municipal instruments. A municipal instrument is a fixed-income obligation issued by a state, territory or possession of the United States (including the District of Columbia) or a political subdivision, agency or instrumentality thereof. Interest income received by holders of municipal instruments is often exempt from the federal income tax and from the income tax of the state in which they are issued, although municipal instruments issued for certain purposes may not be tax-exempt. The municipal instruments in which the Fund invests may include:

- General obligation bonds secured by the issuer's full faith, credit and taxing power;
- Revenue obligation bonds payable from the revenues derived from a particular facility or class of facilities;
- Industrial development bonds;
- Moral obligation bonds;
- Tax-exempt derivative instruments;
- Stand-by commitments; and
- Municipal instruments backed by letters of credit, insurance or other forms of credit enhancement issued by domestic or foreign banks, insurance companies and other financial institutions.

The Fund primarily invests in investment grade debt obligations (i.e., obligations rated within the top four rating categories by a Nationally Recognized Statistical Rating Organization ("NRSRO") or of comparable quality as determined by NTI). However, it may invest up to 15% of its

net assets in obligations that are rated below-investment grade (commonly referred to as “junk bonds”). Credit ratings are determined at the time of purchase.

Except in extraordinary circumstances, at least 80% of the Fund’s net assets will be invested in debt instruments that pay interest that is exempt from regular federal income tax.

Alternative minimum tax (“AMT”) obligations (also known as “private activity bonds”), which pay interest that may be treated as an item of tax preference to shareholders under the federal AMT, will not be deemed to be eligible debt instruments for the purposes of determining whether the Fund meets this policy. For shareholders subject to AMT, a portion of the Fund’s dividends may be subject to federal tax.

In buying and selling securities for the Fund, NTI uses a relative value approach. This approach involves an analysis of general economic and market conditions. It also involves the use of models that analyze and compare expected returns and assumed risks. Under the relative value approach, NTI will emphasize particular securities and types of securities (such as general obligation bonds, corporate-backed municipal bonds and revenue obligation bonds) that NTI believes will provide a favorable return in light of these risks.

The Fund’s dollar-weighted average maturity, under normal circumstances, will range between three and ten years.

In seeking to achieve its investment objective, the Fund may make significant investments in structured securities and also may invest, to a lesser extent, in futures contracts, options and swaps, all of which are considered to be derivative instruments, for both hedging and non-hedging purposes.

NTI may engage in active trading, and will not consider portfolio turnover a limiting factor in making decisions for the Fund.

PRINCIPAL RISKS

As with any investment, you could lose all or part of your investment in the Fund, and the Fund’s performance could trail that of other investments. The Fund is subject to certain risks, including the principal risks noted below, any of which may adversely affect the Fund’s net asset value (“NAV”), yield, total return and ability to meet its investment objective. Each risk noted below is considered a principal risk of investing in the Fund, regardless of the order in which it appears. The significance of each risk factor below may change over time and you should review each risk factor carefully.

MARKET RISK is the risk that the value of the Fund’s investments may increase or decrease in response to expected, real or perceived economic, political or financial events in the U.S. or global markets. The frequency and magnitude of such

changes in value cannot be predicted. Certain securities and other investments held by the Fund may experience increased volatility, illiquidity, or other potentially adverse effects in response to changing market conditions, inflation, changes in interest rates, lack of liquidity in the bond or equity markets or volatility in the equity markets. Market disruptions caused by local or regional events such as financial institution failures, war, acts of terrorism, the spread of infectious illness (including epidemics and pandemics) or other public health issues, recessions or other events or adverse investor sentiment could have a significant impact on the Fund and its investments. During periods of market disruption or other abnormal market conditions, the Fund’s exposure to risks described elsewhere in this summary will likely increase.

MUNICIPAL INVESTMENTS RISK is the risk of a municipal security that generally depends on the financial and credit status of the issuer. Constitutional amendments, legislative enactments, executive orders, administrative regulations, voter initiatives, and the issuer’s regional economic conditions may affect the municipal security’s value, interest payments, repayment of principal and the Fund’s ability to sell the security. The Fund may be more sensitive to adverse economic, business, political or public health developments if it focuses its assets in municipal bonds that are issued to finance similar projects (such as those relating to education, health care, housing, transportation, and utilities), industrial development bonds, in particular types of municipal securities (such as general obligation bonds, private activity bonds and moral obligation bonds), or in municipal securities of a particular state or territory. While income earned on municipal securities is generally not subject to federal tax, the failure of a municipal security issuer to comply with applicable tax requirements may make income paid thereon taxable, resulting in a decline in the security’s value. In addition, there could be changes in applicable tax laws or tax treatments that reduce or eliminate the current federal income tax exemption on municipal securities or otherwise adversely affect the current federal or state tax status of municipal securities.

The secondary market for municipal obligations also tends to be less well-developed and less liquid than many other securities markets, which may limit the Fund’s ability to sell its municipal obligations at attractive prices. Further, inventories of municipal securities held by brokers and dealers have decreased in recent years, lessening their ability to make a market in these securities, which has resulted in increased municipal security price volatility and trading costs, particularly during periods of economic or market stress.

CREDIT (OR DEFAULT) RISK is the risk that the inability or unwillingness of an issuer or guarantor of a fixed-income security, or a counterparty to a repurchase or other transaction, to meet its principal or interest payments or other financial obligations in a timely manner will adversely affect the value of

the Fund's investments and its returns. Changes in an issuer's financial strength, the market's perception of an issuer's creditworthiness, or in the credit rating of the issuer or the security may also affect the value of the Fund's investment in that issuer.

INTEREST RATE RISK is the risk that during periods of rising interest rates, the market value of a Fund's securities will tend to be lower than prevailing market rates and in periods of falling interest rates, the market value of a Fund's securities will tend to be higher. A Fund's yield will vary as short-term securities in its portfolio mature and the proceeds are reinvested in securities with different interest rates. In general, securities with longer maturities or durations are more sensitive to interest rate changes. A general rise in interest rates may cause investors to move out of fixed income securities on a large scale, which could adversely affect the price and liquidity of fixed income securities and could also result in increased redemptions for the Fund. During periods when inflation rates are high or rising, or during periods of low interest rates, the Fund may be subject to a greater risk of rising interest rates. Changing interest rates may have unpredictable effects on the markets and the Fund's investments, may result in heightened market volatility, may impact the liquidity of fixed-income securities and of the Fund, and may detract from Fund performance.

HIGH-YIELD RISK is the risk that the Fund's below-investment grade fixed-income securities, sometimes known as "junk bonds," will be subject to greater credit risk, price volatility and risk of loss than investment grade securities, which can adversely impact the Fund's return and NAV. High yield securities are considered highly speculative and are subject to increased risk of an issuer's inability to make principal and interest payments.

STRUCTURED SECURITIES RISK is the risk that structured securities may be more volatile, less liquid and more difficult to price accurately than less complex securities due to their derivative nature. As a result, investments in structured securities may adversely affect the Fund's NAV. In some cases, it is possible that the Fund may suffer a total loss on its investment in a structured security. In addition, the performance and payment of principal and interest of a structured security is tied to that of a reference obligation. Accordingly, risks of structured securities also include those risks associated with the underlying reference obligation including, but not limited to, market risk, interest rate risk, credit risk, default risk and foreign currency risk.

ALTERNATIVE MINIMUM TAX RISK is the risk that a portion of the Fund's otherwise tax-exempt income may be taxable to those shareholders subject to the federal alternative minimum tax.

MANAGEMENT RISK is the risk that a strategy used by the Fund's investment adviser may fail to produce the intended results or that imperfections, errors or limitations in the tools and data used by the investment adviser may cause unintended results.

DEBT EXTENSION RISK is the risk that when interest rates rise an issuer will exercise its right to pay principal on certain debt securities held by the Fund later than expected. This will cause the value of the security, and the Fund's NAV, to decrease, and the Fund may lose opportunities to invest in higher yielding securities.

PORTFOLIO TURNOVER RISK is the risk that high portfolio turnover, including investments made on a shorter-term basis or instruments with a maturity of one year or less at the time of acquisition, may lead to increased Fund expenses that may result in lower investment returns. High portfolio turnover may also result in higher short-term capital gains taxable to shareholders.

PREPAYMENT (OR CALL) RISK is the risk that an issuer could exercise its right to pay principal on callable debt securities held by the Fund earlier than expected. Issuers may be more likely to prepay when interest rates fall, when credit spreads change, or when an issuer's credit quality improves. If this happens, the Fund will not benefit from the rise in the market price of the securities that normally accompanies a decline in interest rates, and will be forced to reinvest prepayment proceeds in lower yielding securities, which may reduce the Fund's returns. The Fund may also lose any premium it paid to purchase the securities.

DERIVATIVES RISK is the risk that derivatives may pose risks in addition to and greater than those associated with investing directly in securities, currencies and other instruments, may be illiquid or less liquid, more volatile, more difficult to value and leveraged so that small changes in the value of the underlying instrument may produce disproportionate losses to the Fund. Derivatives are also subject to counterparty risk, which is the risk that the other party to the transaction will not perform its contractual obligations. The use of derivatives is a highly specialized activity that involves investment techniques and risks different from those associated with investments in more traditional securities and instruments.

▪ **FUTURES CONTRACTS RISK** is the risk that there will be imperfect correlation between the change in market value of the Fund's securities and the price of futures contracts, which may result in the strategy not working as intended; the possible inability of the Fund to sell or close out a futures contract at the desired time or price; losses due to unanticipated market movements, which potentially are unlimited; and the possible inability of the Fund's investment adviser to correctly predict the direction of securities' prices, interest rates, currency exchange rates

and other economic factors, which may make the Fund's returns more volatile or increase the risk of loss.

- **OPTIONS CONTRACTS RISK** is the risk that there may be an imperfect correlation between the options and the securities markets that cause a given transaction to fail to achieve its objectives. The successful use of options depends on the investment adviser's ability to predict correctly future price fluctuations and the degree of correlation between the options and securities markets. Exchanges can limit the number of positions that can be held or controlled by the Fund or the investment adviser, thus limiting the ability to implement the Fund's strategies.
- **SWAP CONTRACTS RISK** is the risk that the counterparty with whom the Fund has entered into the agreement will default on its obligation to pay the Fund. While certain swaps are subject to mandatory central clearing, which is intended to reduce counterparty risk, these swaps are subject to the risk that a central clearinghouse will go into bankruptcy or become non-operational, and sometimes involve increased transaction costs.

As with any mutual fund, it is possible to lose money on an investment in the Fund. An investment in the Fund is not a deposit of any bank and is not insured or guaranteed by the Federal Deposit Insurance Corporation, any other government agency, or The Northern Trust Company, its affiliates, subsidiaries or any other bank.

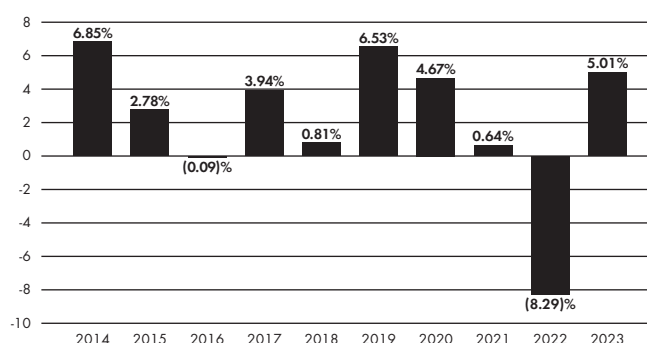
FUND PERFORMANCE

The bar chart and table that follow provide an indication of the risks of investing in the Fund by showing (A) changes in the performance of the Fund from year to year, and (B) how the average annual total returns of the Fund compare to those of a broad-based securities market index and a style-specific index (one reflecting the market segments in which the Fund invests), in that order.

The Fund's past performance, before and after taxes, is not necessarily an indication of how the Fund will perform in the future.

Updated performance information for the Fund is available and may be obtained on the Fund's website at northerntrust.com/funds or by calling 800-595-9111.

CALENDAR YEAR TOTAL RETURN*



* Year to date total return for the six months ended June 30, 2024 was 0.14%. For the periods shown in the bar chart above, the highest quarterly return was 5.74% in the fourth quarter of 2023, and the lowest quarterly return was (5.77)% in the first quarter of 2022.

AVERAGE ANNUAL TOTAL RETURN

(For the periods ended December 31, 2023)

	1-Year	5-Year	10-Year
Shares Class			
Returns before taxes	5.01%	1.57%	2.20%
Returns after taxes on distributions	5.01%	1.43%	2.04%
Returns after taxes on distributions and sale of Fund shares	4.15%	1.67%	2.14%
Bloomberg U.S. Municipal Bond Index (reflects no deduction for fees, expenses, or taxes) ⁽¹⁾	6.40%	2.25%	3.03%
Bloomberg Municipal 1 - 15 Year Index (reflects no deduction for fees, expenses, or taxes)	5.26%	2.17%	2.58%

⁽¹⁾ Effective July 31, 2024, the Fund changed its broad-based securities market index from the Bloomberg Municipal 1-15 Year Index to the Bloomberg U.S. Municipal Bond Index in connection with new regulatory requirements.

After-tax returns are calculated using the historical highest individual federal marginal income tax rates and do not reflect the impact of state and local taxes. Actual after-tax returns depend on an investor's tax situation and may differ from those shown. After-tax returns shown are not relevant to investors who hold their shares through tax-advantaged arrangements, such as 401(k) plans or individual retirement accounts.

In calculating the federal income taxes due on redemptions, capital gains taxes resulting from redemptions are subtracted from the redemption proceeds and the tax benefits from capital losses resulting from the redemptions are added to the redemption proceeds. Under certain circumstances, the addition of the tax benefits from capital losses resulting from redemptions may cause the Returns after taxes on distributions and sale of Fund shares to be greater than the Returns after taxes on distributions or even the Returns before taxes.

MANAGEMENT

INVESTMENT ADVISER AND PORTFOLIO MANAGERS. NTI, an indirect subsidiary of Northern Trust Corporation, serves as the investment adviser of the Intermediate Tax-Exempt Fund. Adam M. Shane, CFA, and Timothy Blair, CFA, each a Senior

Vice President of NTI, have been managers of the Fund since July 2022 and July 2023, respectively. The Northern Trust Company, an affiliate of NTI, serves as transfer agent, custodian and sub-administrator to the Fund.

PURCHASE AND SALE OF FUND SHARES

You may purchase Shares Class shares of the Fund by opening an account directly with Northern Funds (the “Trust”) with a minimum initial investment of \$2,500 in the Fund (\$500 for an IRA; \$250 under the Automatic Investment Plan; and \$500 for employees of Northern Trust and its affiliates). The minimum subsequent investment is \$50 (except for reinvestments of distributions for which there is no minimum). The Fund reserves the right to waive these minimums. You may also purchase Shares Class shares of the Fund through an account at Northern Trust (or an affiliate) or an authorized intermediary.

If you purchase, sell (redeem) or exchange Shares Class shares through an authorized intermediary, you may be required to pay a commission and/or other forms of compensation to the intermediary. In addition, an authorized intermediary may impose different investment minimums than those set forth above. The Fund is not responsible for any investment minimums imposed by authorized intermediaries or for notifying shareholders of any changes to them.

On any business day, you may sell (redeem) or exchange shares through your account by contacting your Northern Trust account representative or authorized intermediary. If you purchase shares directly from the Trust, you may sell (redeem) or exchange your shares in one of the following ways:

- By Mail – Send a written request to: Northern Funds, P.O. Box 75986, Chicago, Illinois 60675-5986.
- By Telephone – Authorize the telephone privilege on your New Account Application. Call 800-595-9111 to use the telephone privilege.
- By Wire – Authorize wire redemptions on your New Account Application and have proceeds sent by federal wire transfer to a previously designated bank account (the minimum redemption amount by this method is \$250). You will be charged \$15 for each wire redemption unless the designated bank account is maintained at Northern Trust or an affiliated bank. Call 800-595-9111 for instructions.
- By Systematic Withdrawal – If you own shares of the Fund with a minimum value of \$10,000, you may elect to have a fixed sum redeemed at regular intervals and distributed in cash or reinvested in one or more other funds of the Trust. Call 800-595-9111 for an application form and additional information. The minimum amount is \$250 per withdrawal.
- By Exchange – Complete the Exchange Privilege section of your New Account Application to exchange shares of one fund in the Trust for shares of another fund in the Trust. Shares being exchanged must have a value of at least \$1,000 (\$2,500 if a new account is being established by the exchange, \$500 if the new account is an IRA). Call 800-595-9111 for more information.
- By Internet – You may initiate transactions between Northern Trust banking and Fund accounts by using Northern Trust Private Passport. For details and to sign up for this service, go to northerntrust.com/funds or contact your Relationship Manager.

TAX INFORMATION

The Fund’s distributions primarily will be “exempt interest dividends” that are generally exempt from regular federal income tax. In certain instances, dividends paid by the Fund, while exempt from regular federal income tax, may be subject to the federal AMT. State and local income taxes may apply to all or a portion of exempt-interest dividends paid by the Fund. The Fund also may make distributions taxable as ordinary income or capital gains. Tax-exempt institutions, IRAs and other tax advantaged retirement accounts will not gain an additional benefit through investment in the Fund because such investors are already tax-exempt.

PAYMENTS TO BROKERS-DEALERS AND OTHER FINANCIAL INTERMEDIARIES

If you purchase the Fund through a broker-dealer or other financial intermediary (such as a bank), the Fund and its related companies may pay the intermediary for the sale of Fund shares and related services. These payments may create a conflict of interest by influencing the broker-dealer or other intermediary and your salesperson to recommend the Fund over another investment. Ask your salesperson or visit your financial intermediary’s website for more information.

INVESTMENT OBJECTIVE

The Fund seeks to provide a high level of current income exempt from regular federal income tax by investing in municipal instruments.

FEES AND EXPENSES OF THE FUND

This table describes the fees and expenses that you may pay if you buy, hold, and sell shares of the Fund. You may be required to pay commissions and/or other forms of compensation to a financial intermediary for transactions in Shares Class shares, which are not reflected in the tables or the examples below.

Shareholder Fees (fees paid directly from your investment)

None

Annual Fund Operating Expenses (expenses that you pay each year as a percentage of the value of your investment)

	Shares Class
Management Fees	0.43%
Other Expenses	0.07%
Transfer Agent Fees	0.04%
Other Operating Expenses	0.03%
Acquired Fund Fees and Expenses ⁽¹⁾	0.01%
Total Annual Fund Operating Expenses⁽¹⁾	0.51%
Expense Reimbursement ⁽²⁾	(0.05)%
Total Annual Fund Operating Expenses After Expense Reimbursement⁽²⁾	0.46%

⁽¹⁾ The Total Annual Fund Operating Expenses do not correlate to the ratio of expenses to average net assets as reported in the "Financial Highlights" section of the Prospectus, which reflects the operating expenses of the Fund and does not include Acquired Fund Fees and Expenses.

⁽²⁾ Northern Trust Investments, Inc. ("NTI") has contractually agreed to reimburse a portion of the operating expenses of the Fund so that after such reimbursement the Total Annual Fund Operating Expenses of the Fund (excluding (i) acquired fund fees and expenses; (ii) the compensation paid to each Independent Trustee of the Trust; (iii) expenses of third party consultants engaged by the Board of Trustees; (iv) membership dues paid to the Investment Company Institute and Mutual Fund Directors Forum; (v) expenses in connection with the negotiation and renewal of the revolving credit facility; and (vi) extraordinary expenses and interest) do not exceed 0.45%. NTI has also contractually agreed to reimburse the management fees payable by the Fund in an amount equal to the net management fee NTI earns on the amount invested by the Fund in money market funds managed by NTI. These contractual limitations may not be terminated before July 31, 2025 without the approval of the Board of Trustees.

EXAMPLE

The following Example is intended to help you compare the cost of investing in the Fund with the cost of investing in other mutual funds. The Example assumes that you invest \$10,000 in the Fund for the time periods indicated and then redeem all of

your shares at the end of those periods. The Example also assumes that your investment has a 5% return each year and that the Fund's operating expenses remain the same (taking into account the expense reimbursement arrangement for one year, if applicable). Although your actual costs may be higher or lower, based on these assumptions your costs would be:

	1 Year	3 Years	5 Years	10 Years
Shares Class	\$47	\$159	\$280	\$636

PORTFOLIO TURNOVER. The Fund may incur transaction costs as it buys and sells securities (or "turns over" its portfolio). A higher portfolio turnover rate may indicate higher transaction costs and may result in higher taxes when Fund shares are held in a taxable account. These costs, which are not reflected in annual fund operating expenses or in the Example, affect the Fund's performance. During the most recent fiscal year, the Fund's portfolio turnover rate was 16.10% of the average value of its portfolio.

PRINCIPAL INVESTMENT STRATEGIES

In seeking high current income exempt from regular federal income tax, the Fund will invest in municipal instruments. A municipal instrument is a fixed-income obligation issued by a state, territory or possession of the United States (including the District of Columbia) or a political subdivision, agency or instrumentality thereof. Interest income received by holders of municipal instruments is often exempt from the federal income tax and from the income tax of the state in which they are issued, although municipal instruments issued for certain purposes may not be tax-exempt. The municipal instruments in which the Fund invests may include:

- General obligation bonds secured by the issuer's full faith, credit and taxing power;
- Revenue obligation bonds payable from the revenues derived from a particular facility or class of facilities;
- Industrial development bonds;
- Moral obligation bonds;
- Tax-exempt derivative instruments;
- Stand-by commitments; and
- Municipal instruments backed by letters of credit, insurance or other forms of credit enhancement issued by domestic or foreign banks, insurance companies and other financial institutions.

The Fund primarily invests in investment grade debt obligations (i.e., obligations rated within the top four rating categories by a Nationally Recognized Statistical Rating Organization ("NRSRO") or of comparable quality as

determined by NTI). However, it may invest up to 15% of its net assets in obligations that are rated below-investment grade (commonly referred to as “junk bonds”). Credit ratings are determined at the time of purchase.

Except in extraordinary circumstances, at least 80% of the Fund’s net assets will be invested in debt instruments that pay interest that is exempt from regular federal income tax. Alternative minimum tax (“AMT”) obligations (also known as “private activity bonds”), which pay interest that may be treated as an item of tax preference to shareholders under the federal AMT, will not be deemed to be eligible debt instruments for the purposes of determining whether the Fund meets this policy. For shareholders subject to AMT, a portion of the Fund’s dividends may be subject to federal tax.

In buying and selling securities for the Fund, NTI uses a relative value approach. This approach involves an analysis of general economic and market conditions. It also involves the use of models that analyze and compare expected returns and assumed risks. Under the relative value approach, NTI will emphasize particular securities and types of securities (such as general obligation bonds, corporate-backed municipal bonds and revenue obligation bonds) that NTI believes will provide a favorable return in light of these risks. NTI may engage in active trading, and will not consider portfolio turnover a limiting factor in making decisions for the Fund.

The Fund’s dollar-weighted average maturity, under normal circumstances, will range from at least one year to less than six years.

In seeking to achieve its investment objective, the Fund may make significant investments in structured securities and also may invest, to a lesser extent, in futures contracts, options and swaps, all of which are considered to be derivative instruments, for both hedging and non-hedging purposes.

PRINCIPAL RISKS

As with any investment, you could lose all or part of your investment in the Fund, and the Fund’s performance could trail that of other investments. The Fund is subject to certain risks, including the principal risks noted below, any of which may adversely affect the Fund’s net asset value (“NAV”), yield, total return and ability to meet its investment objective. Each risk noted below is considered a principal risk of investing in the Fund, regardless of the order in which it appears. The significance of each risk factor below may change over time and you should review each risk factor carefully.

MARKET RISK is the risk that the value of the Fund’s investments may increase or decrease in response to expected, real or perceived economic, political or financial events in the U.S. or global markets. The frequency and magnitude of such

changes in value cannot be predicted. Certain securities and other investments held by the Fund may experience increased volatility, illiquidity, or other potentially adverse effects in response to changing market conditions, inflation, changes in interest rates, lack of liquidity in the bond or equity markets or volatility in the equity markets. Market disruptions caused by local or regional events such as financial institution failures, war, acts of terrorism, the spread of infectious illness (including epidemics and pandemics) or other public health issues, recessions or other events or adverse investor sentiment could have a significant impact on the Fund and its investments. During periods of market disruption or other abnormal market conditions, the Fund’s exposure to risks described elsewhere in this summary will likely increase.

MUNICIPAL INVESTMENTS RISK is the risk of a municipal security that generally depends on the financial and credit status of the issuer. Constitutional amendments, legislative enactments, executive orders, administrative regulations, voter initiatives, and the issuer’s regional economic conditions may affect the municipal security’s value, interest payments, repayment of principal and the Fund’s ability to sell the security. The Fund may be more sensitive to adverse economic, business, political or public health developments if it focuses its assets in municipal bonds that are issued to finance similar projects (such as those relating to education, health care, housing, transportation, and utilities), industrial development bonds, in particular types of municipal securities (such as general obligation bonds, private activity bonds and moral obligation bonds), or in municipal securities of a particular state or territory. While income earned on municipal securities is generally not subject to federal tax, the failure of a municipal security issuer to comply with applicable tax requirements may make income paid thereon taxable, resulting in a decline in the security’s value. In addition, there could be changes in applicable tax laws or tax treatments that reduce or eliminate the current federal income tax exemption on municipal securities or otherwise adversely affect the current federal or state tax status of municipal securities. The secondary market for municipal obligations also tends to be less well-developed and less liquid than many other securities markets, which may limit the Fund’s ability to sell its municipal obligations at attractive prices. Further, inventories of municipal securities held by brokers and dealers have decreased in recent years, lessening their ability to make a market in these securities, which has resulted in increased municipal security price volatility and trading costs, particularly during periods of economic or market stress.

CREDIT (OR DEFAULT) RISK is the risk that the inability or unwillingness of an issuer or guarantor of a fixed-income security, or a counterparty to a repurchase or other transaction, to meet its principal or interest payments or other financial obligations in a timely manner will adversely affect the value of

the Fund's investments and its returns. Changes in an issuer's financial strength, the market's perception of an issuer's creditworthiness, or in the credit rating of the issuer or the security may also affect the value of the Fund's investment in that issuer.

INTEREST RATE RISK is the risk that during periods of rising interest rates, the market value of a Fund's securities will tend to be lower than prevailing market rates and in periods of falling interest rates, the market value of a Fund's securities will tend to be higher. A Fund's yield will vary as short-term securities in its portfolio mature and the proceeds are reinvested in securities with different interest rates. In general, securities with longer maturities or durations are more sensitive to interest rate changes. A general rise in interest rates may cause investors to move out of fixed income securities on a large scale, which could adversely affect the price and liquidity of fixed income securities and could also result in increased redemptions for the Fund. During periods when inflation rates are high or rising, or during periods of low interest rates, the Fund may be subject to a greater risk of rising interest rates. Changing interest rates may have unpredictable effects on the markets and the Fund's investments, may result in heightened market volatility, may impact the liquidity of fixed-income securities and of the Fund, and may detract from Fund performance.

STRUCTURED SECURITIES RISK is the risk that structured securities may be more volatile, less liquid and more difficult to price accurately than less complex securities due to their derivative nature. As a result, investments in structured securities may adversely affect the Fund's NAV. In some cases, it is possible that the Fund may suffer a total loss on its investment in a structured security. In addition, the performance and payment of principal and interest of a structured security is tied to that of a reference obligation. Accordingly, risks of structured securities also include those risks associated with the underlying reference obligation including, but not limited to, market risk, interest rate risk, credit risk, default risk and foreign currency risk.

HIGH-YIELD RISK is the risk that the Fund's below-investment grade fixed-income securities, sometimes known as "junk bonds," will be subject to greater credit risk, price volatility and risk of loss than investment grade securities, which can adversely impact the Fund's return and NAV. High yield securities are considered highly speculative and are subject to increased risk of an issuer's inability to make principal and interest payments.

ALTERNATIVE MINIMUM TAX RISK is the risk that a portion of the Fund's otherwise tax-exempt income may be taxable to those shareholders subject to the federal alternative minimum tax.

MANAGEMENT RISK is the risk that a strategy used by the Fund's investment adviser may fail to produce the intended results or that imperfections, errors or limitations in the tools and data used by the investment adviser may cause unintended results.

DEBT EXTENSION RISK is the risk that when interest rates rise an issuer will exercise its right to pay principal on certain debt securities held by the Fund later than expected. This will cause the value of the security, and the Fund's NAV, to decrease, and the Fund may lose opportunities to invest in higher yielding securities.

PORTFOLIO TURNOVER RISK is the risk that high portfolio turnover, including investments made on a shorter-term basis or instruments with a maturity of one year or less at the time of acquisition, may lead to increased Fund expenses that may result in lower investment returns. High portfolio turnover may also result in higher short-term capital gains taxable to shareholders.

PREPAYMENT (OR CALL) RISK is the risk that an issuer could exercise its right to pay principal on callable debt securities held by the Fund earlier than expected. Issuers may be more likely to prepay when interest rates fall, when credit spreads change, or when an issuer's credit quality improves. If this happens, the Fund will not benefit from the rise in the market price of the securities that normally accompanies a decline in interest rates, and will be forced to reinvest prepayment proceeds in lower yielding securities, which may reduce the Fund's returns. The Fund may also lose any premium it paid to purchase the securities.

DERIVATIVES RISK is the risk that derivatives may pose risks in addition to and greater than those associated with investing directly in securities, currencies and other instruments, may be illiquid or less liquid, more volatile, more difficult to value and leveraged so that small changes in the value of the underlying instrument may produce disproportionate losses to the Fund. Derivatives are also subject to counterparty risk, which is the risk that the other party to the transaction will not perform its contractual obligations. The use of derivatives is a highly specialized activity that involves investment techniques and risks different from those associated with investments in more traditional securities and instruments.

▪ **FUTURES CONTRACTS RISK** is the risk that there will be imperfect correlation between the change in market value of the Fund's securities and the price of futures contracts, which may result in the strategy not working as intended; the possible inability of the Fund to sell or close out a futures contract at the desired time or price; losses due to unanticipated market movements, which potentially are unlimited; and the possible inability of the Fund's investment adviser to correctly predict the direction of

securities' prices, interest rates, currency exchange rates and other economic factors, which may make the Fund's returns more volatile or increase the risk of loss.

- **OPTIONS CONTRACTS RISK** is the risk that there may be an imperfect correlation between the options and the securities markets that cause a given transaction to fail to achieve its objectives. The successful use of options depends on the investment adviser's ability to predict correctly future price fluctuations and the degree of correlation between the options and securities markets. Exchanges can limit the number of positions that can be held or controlled by the Fund or the investment adviser, thus limiting the ability to implement the Fund's strategies.
- **SWAP CONTRACTS RISK** is the risk that the counterparty with whom the Fund has entered into the agreement will default on its obligation to pay the Fund. While certain swaps are subject to mandatory central clearing, which is intended to reduce counterparty risk, these swaps are subject to the risk that a central clearinghouse will go into bankruptcy or become non-operational, and sometimes involve increased transaction costs.

As with any mutual fund, it is possible to lose money on an investment in the Fund. An investment in the Fund is not a deposit of any bank and is not insured or guaranteed by the Federal Deposit Insurance Corporation, any other government agency, or The Northern Trust Company, its affiliates, subsidiaries or any other bank.

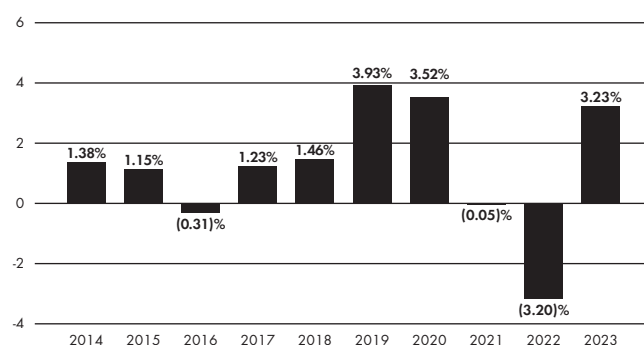
FUND PERFORMANCE

The bar chart and table that follow provide an indication of the risks of investing in the Fund by showing (A) changes in the performance of the Fund from year to year, and (B) how the average annual total returns of the Fund compare to those of a broad-based securities market index and a style-specific index (one reflecting the market segments in which the Fund invests), in that order.

The Fund's past performance, before and after taxes, is not necessarily an indication of how the Fund will perform in the future.

Updated performance information for the Fund is available and may be obtained on the Fund's website at northerntrust.com/funds or by calling 800-595-9111.

CALENDAR YEAR TOTAL RETURN*



* Year to date total return for the six months ended June 30, 2024 was 0.34%. For the periods shown in the bar chart above, the highest quarterly return was 3.46% in the fourth quarter of 2023, and the lowest quarterly return was (3.36)% in the first quarter of 2022.

AVERAGE ANNUAL TOTAL RETURN

(For the periods ended December 31, 2023)

	1-Year	5-Year	10-Year
Shares Class			
Returns before taxes	3.23%	1.45%	1.21%
Returns after taxes on distributions	3.23%	1.23%	1.09%
Returns after taxes on distributions and sale of Fund shares	2.76%	1.38%	1.21%
Bloomberg U.S. Municipal Bond Index (reflects no deduction for fees, expenses, or taxes) ⁽¹⁾	6.40%	2.25%	3.03%
Bloomberg 1-5 Year Blend Municipal Bond Index (reflects no deduction for fees, expenses, or taxes)	3.76%	1.51%	1.44%

⁽¹⁾ Effective July 31, 2024, the Fund changed its broad-based securities market index from the Bloomberg 1-5 Year Blend Municipal Bond Index to the Bloomberg U.S. Municipal Bond Index in connection with new regulatory requirements.

After-tax returns are calculated using the historical highest individual federal marginal income tax rates and do not reflect the impact of state and local taxes. Actual after-tax returns depend on an investor's tax situation and may differ from those shown. After-tax returns shown are not relevant to investors who hold their shares through tax-advantaged arrangements, such as 401(k) plans or individual retirement accounts.

In calculating the federal income taxes due on redemptions, capital gains taxes resulting from redemptions are subtracted from the redemption proceeds and the tax benefits from capital losses resulting from the redemptions are added to the redemption proceeds. Under certain circumstances, the addition of the tax benefits from capital losses resulting from redemptions may cause the Returns after taxes on distributions and sale of Fund shares to be greater than the Returns after taxes on distributions or even the Returns before taxes.

MANAGEMENT

INVESTMENT ADVISER AND PORTFOLIO MANAGERS. NTI, an indirect subsidiary of Northern Trust Corporation, serves as the investment adviser of the Limited Term Tax-Exempt Fund.

Adam M. Shane, CFA, and Timothy Blair, CFA, each a Senior Vice President of NTI, have been managers of the Fund since July 2022 and July 2023, respectively. The Northern Trust Company, an affiliate of NTI, serves as transfer agent, custodian and sub-administrator to the Fund.

PURCHASE AND SALE OF FUND SHARES

You may purchase Shares Class shares of the Fund by opening an account directly with Northern Funds (the “Trust”) with a minimum initial investment of \$2,500 in the Fund (\$500 for an IRA; \$250 under the Automatic Investment Plan; and \$500 for employees of Northern Trust and its affiliates). The minimum subsequent investment is \$50 (except for reinvestments of distributions for which there is no minimum). The Fund reserves the right to waive these minimums. You may also purchase Shares Class shares of the Fund through an account at Northern Trust (or an affiliate) or an authorized intermediary.

If you purchase, sell (redeem) or exchange Shares Class shares through an authorized intermediary, you may be required to pay a commission and/or other forms of compensation to the intermediary. In addition, an authorized intermediary may impose different investment minimums than those set forth above. The Fund is not responsible for any investment minimums imposed by authorized intermediaries or for notifying shareholders of any changes to them.

On any business day, you may sell (redeem) or exchange shares through your account by contacting your Northern Trust account representative or authorized intermediary. If you purchase shares directly from the Trust, you may sell (redeem) or exchange your shares in one of the following ways:

- By Mail – Send a written request to: Northern Funds, P.O. Box 75986, Chicago, Illinois 60675-5986.
- By Telephone – Authorize the telephone privilege on your New Account Application. Call 800-595-9111 to use the telephone privilege.
- By Wire – Authorize wire redemptions on your New Account Application and have proceeds sent by federal wire transfer to a previously designated bank account (the minimum redemption amount by this method is \$250). You will be charged \$15 for each wire redemption unless the designated bank account is maintained at Northern Trust or an affiliated bank. Call 800-595-9111 for instructions.
- By Systematic Withdrawal – If you own shares of the Fund with a minimum value of \$10,000, you may elect to have a fixed sum redeemed at regular intervals and distributed in cash or reinvested in one or more other funds of the Trust. Call 800-595-9111 for an application form and additional information. The minimum amount is \$250 per withdrawal.
- By Exchange – Complete the Exchange Privilege section of your New Account Application to exchange shares of one fund in the Trust for shares of another fund in the Trust. Shares being exchanged must have a value of at least \$1,000 (\$2,500 if a new account is being established by the exchange, \$500 if the new account is an IRA). Call 800-595-9111 for more information.
- By Internet – You may initiate transactions between Northern Trust banking and Fund accounts by using Northern Trust Private Passport. For details and to sign up for this service, go to northerntrust.com/funds or contact your Relationship Manager.

TAX INFORMATION

The Fund’s distributions primarily will be “exempt interest dividends” that are generally exempt from regular federal income tax. In certain instances, dividends paid by the Fund, while exempt from regular federal income tax, may be subject to the federal AMT. State and local income taxes may apply to all or a portion of exempt-interest dividends paid by the Fund. The Fund also may make distributions taxable as ordinary income or capital gains. Tax-exempt institutions, IRAs and other tax advantaged retirement accounts will not gain an additional benefit through investment in the Fund because such investors are already tax-exempt.

PAYMENTS TO BROKERS-DEALERS AND OTHER FINANCIAL INTERMEDIARIES

If you purchase the Fund through a broker-dealer or other financial intermediary (such as a bank), the Fund and its related companies may pay the intermediary for the sale of Fund shares and related services. These payments may create a conflict of interest by influencing the broker-dealer or other intermediary and your salesperson to recommend the Fund over another investment. Ask your salesperson or visit your financial intermediary’s website for more information.

INVESTMENT OBJECTIVE

The Fund seeks to provide a high level of current income exempt from regular federal income tax by investing in municipal instruments.

FEES AND EXPENSES OF THE FUND

This table describes the fees and expenses that you may pay if you buy, hold, and sell shares of the Fund. You may be required to pay commissions and/or other forms of compensation to a financial intermediary for transactions in Shares Class shares, which are not reflected in the tables or the examples below.

Shareholder Fees (fees paid directly from your investment)

None

Annual Fund Operating Expenses (expenses that you pay each year as a percentage of the value of your investment)

	Shares Class
Management Fees	0.43%
Other Expenses	0.07%
Transfer Agent Fees	0.04%
Other Operating Expenses	0.03%
Total Annual Fund Operating Expenses	0.50%
Expense Reimbursement ⁽¹⁾	(0.05)%
Total Annual Fund Operating Expenses After Expense Reimbursement⁽¹⁾	0.45%

⁽¹⁾ Northern Trust Investments, Inc. ("NTI") has contractually agreed to reimburse a portion of the operating expenses of the Fund so that after such reimbursement the Total Annual Fund Operating Expenses of the Fund (excluding (i) acquired fund fees and expenses; (ii) the compensation paid to each Independent Trustee of the Trust; (iii) expenses of third party consultants engaged by the Board of Trustees; (iv) membership dues paid to the Investment Company Institute and Mutual Fund Directors Forum; (v) expenses in connection with the negotiation and renewal of the revolving credit facility; and (vi) extraordinary expenses and interest) do not exceed 0.45%. NTI has also contractually agreed to reimburse the management fees payable by the Fund in an amount equal to the net management fee NTI earns on the amount invested by the Fund in money market funds managed by NTI. These contractual limitations may not be terminated before July 31, 2025 without the approval of the Board of Trustees.

EXAMPLE

The following Example is intended to help you compare the cost of investing in the Fund with the cost of investing in other mutual funds. The Example assumes that you invest \$10,000 in the Fund for the time periods indicated and then redeem all of your shares at the end of those periods. The Example also assumes that your investment has a 5% return each year and that the Fund's operating expenses remain the same (taking into account the expense reimbursement arrangement for one

year, if applicable). Although your actual costs may be higher or lower, based on these assumptions your costs would be:

	1 Year	3 Years	5 Years	10 Years
Shares Class	\$46	\$155	\$275	\$623

PORTFOLIO TURNOVER. The Fund may incur transaction costs as it buys and sells securities (or "turns over" its portfolio). A higher portfolio turnover rate may indicate higher transaction costs and may result in higher taxes when Fund shares are held in a taxable account. These costs, which are not reflected in annual fund operating expenses or in the Example, affect the Fund's performance. During the most recent fiscal year, the Fund's portfolio turnover rate was 31.74% of the average value of its portfolio.

PRINCIPAL INVESTMENT STRATEGIES

In seeking high current income exempt from regular federal income tax, the Fund may invest in a broad range of municipal instruments. A municipal instrument is a fixed-income obligation issued by a state, territory or possession of the United States (including the District of Columbia) or a political subdivision, agency or instrumentality thereof. Interest income received by holders of municipal instruments is often exempt from the federal income tax and from the income tax of the state in which they are issued, although municipal instruments issued for certain purposes may not be tax-exempt. The municipal instruments in which the Fund invests may include:

- General obligation bonds secured by the issuer's full faith, credit and taxing power;
- Revenue obligation bonds payable from the revenues derived from a particular facility or class of facilities;
- Industrial development bonds;
- Moral obligation bonds;
- Tax-exempt derivative instruments;
- Stand-by commitments; and
- Municipal instruments backed by letters of credit, insurance or other forms of credit enhancement issued by domestic or foreign banks, insurance companies and other financial institutions.

The Fund primarily invests in investment grade debt obligations (i.e., obligations rated within the top four rating categories by a Nationally Recognized Statistical Rating Organization ("NRSRO") or of comparable quality as determined by NTI). However, it may invest up to 15% of its net assets in obligations that are rated below-investment grade (commonly referred to as "junk bonds"). Credit ratings are determined at the time of purchase.

Except in extraordinary circumstances, at least 80% of the Fund's net assets will be invested in debt instruments that pay interest that is exempt from regular federal income tax. Alternative minimum tax ("AMT") obligations (also known as "private activity bonds"), which pay interest that may be treated as an item of tax preference to shareholders under the federal AMT, will not be deemed to be eligible debt instruments for the purposes of determining whether the Fund meets this policy. For shareholders subject to AMT, a portion of the Fund's dividends may be subject to federal tax.

In buying and selling securities for the Fund, NTI uses a relative value approach. This approach involves an analysis of general economic and market conditions. It also involves the use of models that analyze and compare expected returns and assumed risks. Under the relative value approach, NTI will emphasize particular securities and types of securities (such as general obligation bonds and revenue obligation bonds) that NTI believes will provide a favorable return in light of these risks.

NTI may engage in active trading, and will not consider portfolio turnover a limiting factor in making decisions for the Fund.

The Fund's dollar-weighted average maturity, under normal circumstances, will range between ten and thirty years.

In seeking to achieve its investment objective, the Fund may make significant investments in structured securities and also may invest, to a lesser extent, in futures contracts, options and swaps, all of which are considered to be derivative instruments, for both hedging and non-hedging purposes.

PRINCIPAL RISKS

As with any investment, you could lose all or part of your investment in the Fund, and the Fund's performance could trail that of other investments. The Fund is subject to certain risks, including the principal risks noted below, any of which may adversely affect the Fund's net asset value ("NAV"), yield, total return and ability to meet its investment objective. Each risk noted below is considered a principal risk of investing in the Fund, regardless of the order in which it appears. The significance of each risk factor below may change over time and you should review each risk factor carefully.

MARKET RISK is the risk that the value of the Fund's investments may increase or decrease in response to expected, real or perceived economic, political or financial events in the U.S. or global markets. The frequency and magnitude of such changes in value cannot be predicted. Certain securities and other investments held by the Fund may experience increased volatility, illiquidity, or other potentially adverse effects in response to changing market conditions, inflation, changes in

interest rates, lack of liquidity in the bond or equity markets or volatility in the equity markets. Market disruptions caused by local or regional events such as financial institution failures, war, acts of terrorism, the spread of infectious illness (including epidemics and pandemics) or other public health issues, recessions or other events or adverse investor sentiment could have a significant impact on the Fund and its investments. During periods of market disruption or other abnormal market conditions, the Fund's exposure to risks described elsewhere in this summary will likely increase.

MUNICIPAL INVESTMENTS RISK is the risk of a municipal security that generally depends on the financial and credit status of the issuer. Constitutional amendments, legislative enactments, executive orders, administrative regulations, voter initiatives, and the issuer's regional economic conditions may affect the municipal security's value, interest payments, repayment of principal and the Fund's ability to sell the security. The Fund may be more sensitive to adverse economic, business, political or public health developments if it focuses its assets in municipal bonds that are issued to finance similar projects (such as those relating to education, health care, housing, transportation, and utilities), industrial development bonds, in particular types of municipal securities (such as general obligation bonds, private activity bonds and moral obligation bonds), or in municipal securities of a particular state or territory. While income earned on municipal securities is generally not subject to federal tax, the failure of a municipal security issuer to comply with applicable tax requirements may make income paid thereon taxable, resulting in a decline in the security's value. In addition, there could be changes in applicable tax laws or tax treatments that reduce or eliminate the current federal income tax exemption on municipal securities or otherwise adversely affect the current federal or state tax status of municipal securities.

The secondary market for municipal obligations also tends to be less well-developed and less liquid than many other securities markets, which may limit the Fund's ability to sell its municipal obligations at attractive prices. Further, inventories of municipal securities held by brokers and dealers have decreased in recent years, lessening their ability to make a market in these securities, which has resulted in increased municipal security price volatility and trading costs, particularly during periods of economic or market stress.

CREDIT (OR DEFAULT) RISK is the risk that the inability or unwillingness of an issuer or guarantor of a fixed-income security, or a counterparty to a repurchase or other transaction, to meet its principal or interest payments or other financial obligations in a timely manner will adversely affect the value of the Fund's investments and its returns. Changes in an issuer's financial strength, the market's perception of an issuer's creditworthiness, or in the credit rating of the issuer or the

security may also affect the value of the Fund's investment in that issuer.

INTEREST RATE RISK is the risk that during periods of rising interest rates, the market value of a Fund's securities will tend to be lower than prevailing market rates and in periods of falling interest rates, the market value of a Fund's securities will tend to be higher. A Fund's yield will vary as short-term securities in its portfolio mature and the proceeds are reinvested in securities with different interest rates. In general, securities with longer maturities or durations are more sensitive to interest rate changes. A general rise in interest rates may cause investors to move out of fixed income securities on a large scale, which could adversely affect the price and liquidity of fixed income securities and could also result in increased redemptions for the Fund. During periods when inflation rates are high or rising, or during periods of low interest rates, the Fund may be subject to a greater risk of rising interest rates. Changing interest rates may have unpredictable effects on the markets and the Fund's investments, may result in heightened market volatility, may impact the liquidity of fixed-income securities and of the Fund, and may detract from Fund performance.

STRUCTURED SECURITIES RISK is the risk that structured securities may be more volatile, less liquid and more difficult to price accurately than less complex securities due to their derivative nature. As a result, investments in structured securities may adversely affect the Fund's NAV. In some cases, it is possible that the Fund may suffer a total loss on its investment in a structured security. In addition, the performance and payment of principal and interest of a structured security is tied to that of a reference obligation. Accordingly, risks of structured securities also include those risks associated with the underlying reference obligation including, but not limited to, market risk, interest rate risk, credit risk, default risk and foreign currency risk.

HIGH-YIELD RISK is the risk that the Fund's below-investment grade fixed-income securities, sometimes known as "junk bonds," will be subject to greater credit risk, price volatility and risk of loss than investment grade securities, which can adversely impact the Fund's return and NAV. High yield securities are considered highly speculative and are subject to increased risk of an issuer's inability to make principal and interest payments.

ALTERNATIVE MINIMUM TAX RISK is the risk that a portion of the Fund's otherwise tax-exempt income may be taxable to those shareholders subject to the federal alternative minimum tax.

MANAGEMENT RISK is the risk that a strategy used by the Fund's investment adviser may fail to produce the intended results or that imperfections, errors or limitations in the tools

and data used by the investment adviser may cause unintended results.

DEBT EXTENSION RISK is the risk that when interest rates rise an issuer will exercise its right to pay principal on certain debt securities held by the Fund later than expected. This will cause the value of the security, and the Fund's NAV, to decrease, and the Fund may lose opportunities to invest in higher yielding securities.

PORTFOLIO TURNOVER RISK is the risk that high portfolio turnover, including investments made on a shorter-term basis or instruments with a maturity of one year or less at the time of acquisition, may lead to increased Fund expenses that may result in lower investment returns. High portfolio turnover may also result in higher short-term capital gains taxable to shareholders.

PREPAYMENT (OR CALL) RISK is the risk that an issuer could exercise its right to pay principal on callable debt securities held by the Fund earlier than expected. Issuers may be more likely to prepay when interest rates fall, when credit spreads change, or when an issuer's credit quality improves. If this happens, the Fund will not benefit from the rise in the market price of the securities that normally accompanies a decline in interest rates, and will be forced to reinvest prepayment proceeds in lower yielding securities, which may reduce the Fund's returns. The Fund may also lose any premium it paid to purchase the securities.

DERIVATIVES RISK is the risk that derivatives may pose risks in addition to and greater than those associated with investing directly in securities, currencies and other instruments, may be illiquid or less liquid, more volatile, more difficult to value and leveraged so that small changes in the value of the underlying instrument may produce disproportionate losses to the Fund. Derivatives are also subject to counterparty risk, which is the risk that the other party to the transaction will not perform its contractual obligations. The use of derivatives is a highly specialized activity that involves investment techniques and risks different from those associated with investments in more traditional securities and instruments.

▪ **FUTURES CONTRACTS RISK** is the risk that there will be imperfect correlation between the change in market value of the Fund's securities and the price of futures contracts, which may result in the strategy not working as intended; the possible inability of the Fund to sell or close out a futures contract at the desired time or price; losses due to unanticipated market movements, which potentially are unlimited; and the possible inability of the Fund's investment adviser to correctly predict the direction of securities' prices, interest rates, currency exchange rates and other economic factors, which may make the Fund's returns more volatile or increase the risk of loss.

▪ **OPTIONS CONTRACTS RISK** is the risk that there may be an imperfect correlation between the options and the securities markets that cause a given transaction to fail to achieve its objectives. The successful use of options depends on the investment adviser's ability to predict correctly future price fluctuations and the degree of correlation between the options and securities markets. Exchanges can limit the number of positions that can be held or controlled by the Fund or the investment adviser, thus limiting the ability to implement the Fund's strategies.

▪ **SWAP CONTRACTS RISK** is the risk that the counterparty with whom the Fund has entered into the agreement will default on its obligation to pay the Fund. While certain swaps are subject to mandatory central clearing, which is intended to reduce counterparty risk, these swaps are subject to the risk that a central clearinghouse will go into bankruptcy or become non-operational, and sometimes involve increased transaction costs.

As with any mutual fund, it is possible to lose money on an investment in the Fund. An investment in the Fund is not a deposit of any bank and is not insured or guaranteed by the Federal Deposit Insurance Corporation, any other government agency, or The Northern Trust Company, its affiliates, subsidiaries or any other bank.

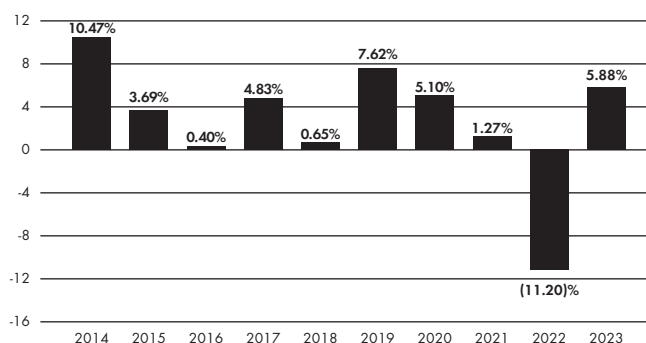
FUND PERFORMANCE

The bar chart and table that follow provide an indication of the risks of investing in the Fund by showing (A) changes in the performance of the Fund from year to year, and (B) how the average annual total returns of the Fund compare to those of a broad-based securities market index.

The Fund's past performance, before and after taxes, is not necessarily an indication of how the Fund will perform in the future.

Updated performance information for the Fund is available and may be obtained on the Fund's website at northerntrust.com/funds or by calling 800-595-9111.

CALENDAR YEAR TOTAL RETURN*



* Year to date total return for the six months ended June 30, 2024 was 0.41%. For the periods shown in the bar chart above, the highest quarterly return was 6.85% in the fourth quarter of 2023, and the lowest quarterly return was (6.79)% in the first quarter of 2022.

AVERAGE ANNUAL TOTAL RETURN

(For the periods ended December 31, 2023)

	1-Year	5-Year	10-Year
Shares Class			
Returns before taxes	5.88%	1.49%	2.71%
Returns after taxes on distributions	6.93%	1.37%	2.64%
Returns after taxes on distributions and sale of Fund shares	5.99%	1.73%	2.77%
Bloomberg U.S. Municipal Index (reflects no deduction for fees, expenses, or taxes)	6.40%	2.25%	3.03%

After-tax returns are calculated using the historical highest individual federal marginal income tax rates and do not reflect the impact of state and local taxes. Actual after-tax returns depend on an investor's tax situation and may differ from those shown. After-tax returns shown are not relevant to investors who hold their shares through tax-advantaged arrangements, such as 401(k) plans or individual retirement accounts.

In calculating the federal income taxes due on redemptions, capital gains taxes resulting from redemptions are subtracted from the redemption proceeds and the tax benefits from capital losses resulting from the redemptions are added to the redemption proceeds. Under certain circumstances, the addition of the tax benefits from capital losses resulting from redemptions may cause the Returns after taxes on distributions and sale of Fund shares to be greater than the Returns after taxes on distributions or even the Returns before taxes.

MANAGEMENT

INVESTMENT ADVISER AND PORTFOLIO MANAGERS. NTI, an indirect subsidiary of Northern Trust Corporation, serves as the investment adviser of the Tax-Exempt Fund. Adam M. Shane, CFA, and Timothy Blair, CFA, each a Senior Vice President of NTI, have been managers of the Fund since July 2022 and July 2023, respectively. The Northern Trust Company, an affiliate of NTI, serves as transfer agent, custodian and sub-administrator to the Fund.

PURCHASE AND SALE OF FUND SHARES

You may purchase Shares Class shares of the Fund by opening an account directly with Northern Funds (the “Trust”) with a minimum initial investment of \$2,500 in the Fund (\$500 for an IRA; \$250 under the Automatic Investment Plan; and \$500 for employees of Northern Trust and its affiliates). The minimum subsequent investment is \$50 (except for reinvestments of distributions for which there is no minimum). The Fund reserves the right to waive these minimums. You may also purchase Shares Class shares of the Fund through an account at Northern Trust (or an affiliate) or an authorized intermediary.

If you purchase, sell (redeem) or exchange Shares Class shares through an authorized intermediary, you may be required to pay a commission and/or other forms of compensation to the intermediary. In addition, an authorized intermediary may impose different investment minimums than those set forth above. The Fund is not responsible for any investment minimums imposed by authorized intermediaries or for notifying shareholders of any changes to them.

On any business day, you may sell (redeem) or exchange shares through your account by contacting your Northern Trust account representative or authorized intermediary. If you purchase shares directly from the Trust, you may sell (redeem) or exchange your shares in one of the following ways:

- **By Mail** – Send a written request to: Northern Funds, P.O. Box 75986, Chicago, Illinois 60675-5986.
- **By Telephone** – Authorize the telephone privilege on your New Account Application. Call 800-595-9111 to use the telephone privilege.
- **By Wire** – Authorize wire redemptions on your New Account Application and have proceeds sent by federal wire transfer to a previously designated bank account (the minimum redemption amount by this method is \$250). You will be charged \$15 for each wire redemption unless the designated bank account is maintained at Northern Trust or an affiliated bank. Call 800-595-9111 for instructions.
- **By Systematic Withdrawal** – If you own shares of the Fund with a minimum value of \$10,000, you may elect to have a fixed sum redeemed at regular intervals and distributed in cash or reinvested in one or more other funds of the Trust. Call 800-595-9111 for an application form and additional information. The minimum amount is \$250 per withdrawal.

- **By Exchange** – Complete the Exchange Privilege section of your New Account Application to exchange shares of one fund in the Trust for shares of another fund in the Trust. Shares being exchanged must have a value of at least \$1,000 (\$2,500 if a new account is being established by the exchange, \$500 if the new account is an IRA). Call 800-595-9111 for more information.
- **By Internet** – You may initiate transactions between Northern Trust banking and Fund accounts by using Northern Trust Private Passport. For details and to sign up for this service, go to northerntrust.com/funds or contact your Relationship Manager.

TAX INFORMATION

The Fund’s distributions primarily will be “exempt interest dividends” that are generally exempt from regular federal income tax. In certain instances, dividends paid by the Fund, while exempt from regular federal income tax, may be subject to the federal AMT. State and local income taxes may apply to all or a portion of exempt-interest dividends paid by the Fund. The Fund also may make distributions taxable as ordinary income or capital gains. Tax-exempt institutions, IRAs and other tax advantaged retirement accounts will not gain an additional benefit through investment in the Fund because such investors are already tax-exempt.

PAYMENTS TO BROKERS-DEALERS AND OTHER FINANCIAL INTERMEDIARIES

If you purchase the Fund through a broker-dealer or other financial intermediary (such as a bank), the Fund and its related companies may pay the intermediary for the sale of Fund shares and related services. These payments may create a conflict of interest by influencing the broker-dealer or other intermediary and your salesperson to recommend the Fund over another investment. Ask your salesperson or visit your financial intermediary’s website for more information.

INVESTMENT OBJECTIVE

The Fund seeks to provide long-term capital appreciation through a diversified portfolio of primarily emerging and frontier market equity securities. Any income received is incidental to this objective.

FEES AND EXPENSES OF THE FUND

This table describes the fees and expenses that you may pay if you buy, hold, and sell shares of the Fund. You may be required to pay commissions and/or other forms of compensation to a financial intermediary for transactions in Shares Class shares, which are not reflected in the tables or the examples below.

Shareholder Fees (fees paid directly from your investment)

Maximum Sales Charge (Load) Imposed on Purchases (as a percentage of offering price)	None
--	------

Redemption Fee (30 days or less after purchase) (as a percentage of amount redeemed, if applicable)	2.00%
---	-------

Annual Fund Operating Expenses (expenses that you pay each year as a percentage of the value of your investment)

	Shares Class
Management Fees	1.08%
Other Expenses	0.33%
Transfer Agent Fees	0.04%
Other Operating Expenses	0.29%
Acquired Fund Fees & Expenses ⁽¹⁾	0.01%
Total Annual Fund Operating Expenses⁽¹⁾	1.42%
Expense Reimbursement ⁽²⁾	(0.30)%
Total Annual Fund Operating Expenses After Expense Reimbursement⁽²⁾	1.12%

⁽¹⁾ The Total Annual Fund Operating Expenses do not correlate to the ratio of expenses to average net assets as reported in the "Financial Highlights" section of the Prospectus, which reflects the operating expenses of the Fund and does not include Acquired Fund Fees and Expenses.

⁽²⁾ Northern Trust Investments, Inc. ("NTI") has contractually agreed to reimburse a portion of the operating expenses of the Fund so that after such reimbursement the Total Annual Fund Operating Expenses of the Fund (excluding (i) acquired fund fees and expenses; (ii) the compensation paid to each Independent Trustee of the Trust; (iii) expenses of third party consultants engaged by the Board of Trustees; (iv) membership dues paid to the Investment Company Institute and Mutual Fund Directors Forum; (v) expenses in connection with the negotiation and renewal of the revolving credit facility; and (vi) extraordinary expenses and interest) do not exceed 1.10%. NTI has also contractually agreed to reimburse the management fees payable by the Fund in an amount equal to the net management fee NTI earns on the amount invested by the Fund in money market funds managed by NTI. These contractual limitations may not be terminated before July 31, 2025 without the approval of the Fund's Board of Trustees.

EXAMPLE

The following Example is intended to help you compare the cost of investing in the Fund with the cost of investing in other mutual funds. The Example assumes that you invest \$10,000 in the Fund for the time periods indicated and then redeem all of your shares at the end of those periods. The Example also assumes that your investment has a 5% return each year and that the Fund's operating expenses remain the same (taking into account the expense reimbursement arrangement for one year, if applicable). Although your actual costs may be higher or lower, based on these assumptions your costs would be:

	1 Year	3 Years	5 Years	10 Years
Shares Class	\$114	\$420	\$748	\$1,676

PORTFOLIO TURNOVER. The Fund pays transaction costs, such as commissions, when it buys and sells securities (or "turns over" its portfolio). A higher portfolio turnover rate may indicate higher transaction costs and may result in higher taxes when Fund shares are held in a taxable account. These costs, which are not reflected in annual fund operating expenses or in the Example, affect the Fund's performance. During the most recent fiscal year, the Fund's portfolio turnover rate was 97.82% of the average value of its portfolio.

PRINCIPAL INVESTMENT STRATEGIES

In seeking long-term capital appreciation, the Fund will invest, under normal circumstances, at least 80% of its net assets in equity securities of issuers domiciled in emerging and frontier markets. Emerging and frontier markets are defined as those markets included in the MSCI Emerging Markets® Index and MSCI Frontier Markets® Index. The Fund's sub-advisers may also consider emerging and frontier markets as classified by the World Bank, International Finance Corporation or the United Nations and other similar agencies. The Fund may invest in companies of any size located in a number of countries throughout the world. The principal types of equity securities in which the Fund invests include common stock, American Depositary Receipts ("ADRs") and Global Depositary Receipts ("GDRs"). The Fund's common stock investments also include China A-shares (shares of companies based in mainland China that trade on the Shanghai Stock Exchange and the Shenzhen Stock Exchange).

The Fund utilizes a "multi-manager" approach whereby the Fund's assets are allocated to one or more sub-advisers, in percentages determined at the discretion of NTI. Each sub-adviser acts independently from the others and utilizes its own distinct investment style in selecting securities. However, each sub-adviser must operate within the constraints of the Fund's investment objective, strategies and restrictions.

When determining the allocations and reallocations to sub-advisers, NTI will consider a variety of factors, including but not limited to the sub-adviser's style, historical performance, and the characteristics of each sub-adviser's allocated assets (including capitalization, growth and profitability measures, valuation metrics, economic sector exposures, and earnings and volatility statistics). NTI seeks, through its selection of sub-advisers and its allocation determinations, to reduce portfolio volatility and provide an attractive combination of risk and return for the Fund.

From time to time the Fund may have a focused investment (i.e., investment exposure comprising more than 15% of its total assets) in one or more particular sectors or countries. As of March 31, 2024, the Fund had focused investments in the consumer discretionary and information technology sectors, and in India and South Korea.

The sub-advisers may engage in active trading, and will not consider portfolio turnover a limiting factor in making decisions for the Fund.

Morgan Stanley Capital International, Inc. ("MSCI") does not endorse any of the securities in the MSCI Emerging Markets Index or MSCI Frontier Markets Index. It is not a sponsor of the Active M Emerging Markets Equity Fund and is not affiliated with the Fund in any way.

PRINCIPAL RISKS

As with any investment, you could lose all or part of your investment in the Fund, and the Fund's performance could trail that of other investments. The Fund is subject to certain risks, including the principal risks noted below, any of which may adversely affect the Fund's net asset value ("NAV"), total return and ability to meet its investment objective. Each risk noted below is considered a principal risk of investing in the Fund, regardless of the order in which it appears. The significance of each risk factor below may change over time and you should review each risk factor carefully.

MARKET RISK is the risk that the value of the Fund's investments may increase or decrease in response to expected, real or perceived economic, political or financial events in the U.S. or global markets. The frequency and magnitude of such changes in value cannot be predicted. Certain securities and other investments held by the Fund may experience increased volatility, illiquidity, or other potentially adverse effects in response to changing market conditions, inflation, changes in interest rates, lack of liquidity in the bond or equity markets or volatility in the equity markets. Market disruptions caused by local or regional events such as financial institution failures, war, acts of terrorism, the spread of infectious illness (including epidemics and pandemics) or other public health issues, recessions or other events or adverse investor sentiment could

have a significant impact on the Fund and its investments. During periods of market disruption or other abnormal market conditions, the Fund's exposure to risks described elsewhere in this summary will likely increase.

EMERGING MARKETS RISK is the risk that emerging markets are generally subject to greater market volatility, political, social and economic instability, uncertain trading markets and more governmental limitations on foreign investments than more developed markets. In addition, companies operating in emerging markets may be subject to lower trading volumes and greater price volatility than companies in more developed markets. Emerging market economies may be based on only a few industries, may be highly vulnerable to changes in local and global trade conditions, and may suffer from extreme and volatile debt burdens or inflation rates. Companies in emerging market countries generally may be subject to less stringent regulatory, disclosure, financial reporting, accounting, auditing and recordkeeping standards than companies in more developed countries. As a result, information, including financial information, about such companies may be less available and reliable, which can impede the Fund's ability to evaluate such companies. Securities law and the enforcement of systems of taxation in many emerging market countries may change quickly and unpredictably, and the ability to bring and enforce actions (including bankruptcy, confiscatory taxation, expropriation, nationalization of a company's assets, restrictions on foreign ownership of local companies, restrictions on withdrawing assets from the country, protectionist measures and practices such as share blocking), or to obtain information needed to pursue or enforce such actions, may be limited. Investments in emerging market securities may be subject to additional transaction costs, delays in settlement procedures, unexpected market closures, and lack of timely information.

FOREIGN SECURITIES RISK is the risk that investing in foreign (non-U.S.) securities may result in the Fund experiencing more rapid and extreme changes in value than a fund that invests exclusively in securities of U.S. companies, due to less liquid markets, and adverse economic, political, diplomatic, financial, and regulatory factors. Foreign governments may impose limitations on foreigners' ownership of interests in local issuers, restrictions on the ability to repatriate assets, and may also impose taxes. Any of these events could cause the value of the Fund's investments to decline. Foreign banks, agents and securities depositories that hold the Fund's foreign assets may be subject to little or no regulatory oversight over, or independent evaluation, of their operations. Additional costs associated with investments in foreign securities may include higher custodial fees than those applicable to domestic custodial arrangements and transaction costs of foreign currency conversions. Unless the Fund has hedged its foreign currency exposure, foreign securities risk also involves the risk

of negative foreign currency rate fluctuations, which may cause the value of securities denominated in such foreign currency (or other instruments through which the Fund has exposure to foreign currencies) to decline in value. Currency exchange rates may fluctuate significantly over short periods of time. Currency hedging strategies, if used, are not always successful. For instance, forward foreign currency exchange contracts, if used by the Fund, could reduce performance if there are unanticipated changes in currency exchange rates.

FRONTIER MARKETS RISK is the risk that frontier countries generally have smaller economies or less developed capital markets than traditional emerging markets and, as a result, the risks of investing in emerging market countries are magnified in frontier countries.

DEPOSITARY RECEIPTS RISK Foreign securities may trade in the form of depositary receipts. In addition to investment risks associated with the underlying issuer, depositary receipts may expose the Fund to additional risks associated with non-uniform terms that apply to depositary receipt programs, including credit exposure to the depositary bank and to the sponsors and other parties with whom the depositary bank establishes the programs, currency, political, economic, market risks and the risks of an illiquid market for depositary receipts. Depositary receipts are generally subject to the same risks as the foreign securities that they evidence or into which they may be converted. Depositary receipts may not track the price of the underlying foreign securities on which they are based, may have limited voting rights, and may have a distribution subject to a fee charged by the depository. As a result, equity shares of the underlying issuer may trade at a discount or premium to the market price of the depositary receipts.

MULTI-MANAGER RISK is the risk that the sub-advisers' investment styles will not always be complementary or that the investment adviser's allocation of assets amongst sub-advisers will not achieve the intended result, which could negatively impact the performance of the Fund. Sub-advisers make investment decisions independently of one another, and may make decisions that conflict with each other.

MANAGEMENT RISK is the risk that a strategy used by the Fund's investment adviser or sub-advisers may fail to produce the intended results or that imperfections, errors or limitations in the tools and data used by the investment adviser or the sub-advisers may cause unintended results.

GEOGRAPHIC RISK is the risk that if the Fund invests a significant portion of its total assets in certain issuers within the same country or geographic region, an adverse economic, business or political development affecting that country or region may affect the value of the Fund's investments more, and the Fund's investments may be more volatile, than if its

investments were not so concentrated in such country or region.

▪ **INDIA INVESTMENT RISK** is the risk associated with investments in companies located or operating in India, such as political and legal uncertainty, religious factors impacting Indian businesses and greater government control over the economy, currency fluctuations or blockage, liquidity risk, the rate of inflation and the risk of nationalization or expropriation of assets, which may result in higher potential for losses. Specifically, India's strained relations with neighboring countries like Pakistan and China could result in geopolitical risk that has an adverse impact on the Indian economy and stock market. In addition, the Reserve Bank of India ("RBI") has imposed limits on foreign ownership of Indian securities, which may limit the amount the Fund can invest in certain types of companies. Further, certain Indian regulatory approvals, including approvals from the Securities and Exchange Board of India, the RBI, the central government and the tax authorities (to the extent that tax benefits need to be utilized), may be required before the Fund can make investments in the securities of Indian companies. Capital gains from Indian securities may be subject to local taxation.

▪ **SOUTH KOREA INVESTMENT RISK** is that risk that South Korean issuers in which the Fund invests may subject the Fund to legal, regulatory, political, currency, security, environmental and economic risks that are specific to South Korea. In addition, economic and political developments of South Korea's neighbors, including escalated tensions involving North Korea and any outbreak of hostilities involving North Korea, or even the threat of an outbreak of hostilities, may have a severe adverse effect on the South Korean economy.

SECTOR RISK is the risk that companies in similar businesses may be similarly affected by particular economic or market events, which may, in certain circumstances, cause the value of securities of all companies in a particular sector of the market to decrease.

▪ **CONSUMER DISCRETIONARY SECTOR RISK** is the risk that companies engaged in the consumer discretionary sector may be adversely affected by fluctuations in supply and demand, supply chains, and changes in consumer preferences, social trends and marketing campaigns. Changes in consumer spending as a result of world events, political and economic conditions, government regulation, commodity price volatility, changes in exchange rates, imposition of import or export controls, increased competition, depletion of resources and labor relations also may adversely affect these companies.

▪ **INFORMATION TECHNOLOGY SECTOR RISK** is the risk that securities of technology companies may be subject to greater price volatility than securities of companies in other sectors. These securities may fall in and out of favor with investors rapidly, which may cause sudden selling and dramatically lower market prices. Technology companies also may be affected adversely by changes in technology, consumer and business purchasing patterns, government regulation and/or obsolete products or services.

SMALL AND MID CAP STOCK RISK is the risk that stocks of small and mid-sized companies may be more volatile than stocks of larger, more established companies. Small and mid-sized companies may have limited product lines or financial resources, may be dependent upon a particular niche of the market, or may be dependent upon a small or inexperienced management group. The securities of small and mid-sized companies may trade less frequently and in lower volume than the securities of larger companies, which could lead to higher transaction costs. Generally, the smaller the company size, the greater the risk.

LIQUIDITY RISK is the risk that certain securities may be less liquid than others, which may make them difficult or impossible to sell at the time and the price that the Fund would like and the Fund may have to lower the price, sell other securities instead or forgo an investment opportunity, adversely affecting the value of the Fund's investments and its returns. In addition, less liquid securities may be more difficult to value and markets may become less liquid when there are fewer interested buyers or sellers or when dealers are unwilling or unable to make a market for certain securities, and if the Fund is forced to sell these investments to meet redemption requests or for other cash needs, the Fund may suffer a loss. Banking regulations may also cause certain dealers to reduce their inventories of certain securities, which may further decrease the Fund's ability to buy or sell such securities. All of these risks may increase during periods of market turmoil and could have a negative effect on the Fund's performance.

PORTFOLIO TURNOVER RISK is the risk that high portfolio turnover, including investments made on a shorter-term basis or instruments with a maturity of one year or less at the time of acquisition, may lead to increased Fund expenses that may result in lower investment returns. High portfolio turnover may also result in higher short-term capital gains taxable to shareholders.

VALUATION RISK is the risk that the sale price the Fund could receive for a portfolio security may differ from the Fund's valuation of the security, particularly for securities that trade in low volume or volatile markets or that are valued using a fair value methodology. In addition, the value of the securities in the Fund's portfolio may change on days when shareholders will not be able to purchase or sell the Fund's shares.

As with any mutual fund, it is possible to lose money on an investment in the Fund. An investment in the Fund is not a deposit of any bank and is not insured or guaranteed by the Federal Deposit Insurance Corporation, any other government agency, or The Northern Trust Company, its affiliates, subsidiaries or any other bank.

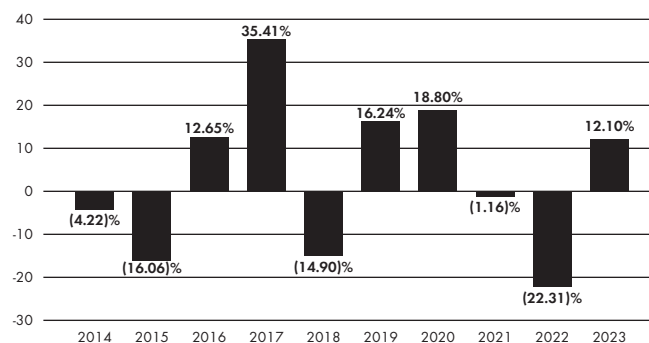
FUND PERFORMANCE

The bar chart and table that follow provide an indication of the risks of investing in the Fund by showing (A) changes in the performance of the Fund from year to year, and (B) how the average annual total returns of the Fund compare to those of a broad-based securities market index.

The Fund's past performance, before and after taxes, is not necessarily an indication of how the Fund will perform in the future.

Updated performance information for the Fund is available and may be obtained on the Fund's website at northerntrust.com/funds or by calling 800-595-9111.

CALENDAR YEAR TOTAL RETURN*



* Year to date total return for the six months ended June 30, 2024 was 8.50%. For the period shown in the bar chart above, the highest quarterly return was 20.58% in the fourth quarter of 2020, and the lowest quarterly return was (25.57)% in the first quarter of 2020.

AVERAGE ANNUAL TOTAL RETURN

(For the periods ended December 31, 2023)

	1-Year	5-Year	10-Year
Shares Class			
Returns before taxes	12.10%	3.52%	2.18%
Returns after taxes on distributions	11.77%	1.42%	1.03%
Returns after taxes on distributions and sale of Fund shares	7.65%	2.77%	1.76%
MSCI Emerging Markets Index (reflects no deduction for fees, expenses, or taxes)	9.83%	3.68%	2.66%

After-tax returns are calculated using the historical highest individual federal marginal income tax rates and do not reflect the impact of

state and local taxes. Actual after-tax returns depend on an investor's tax situation and may differ from those shown. After-tax returns shown are not relevant to investors who hold their shares through tax-advantaged arrangements, such as 401(k) plans or individual retirement accounts.

In calculating the federal income taxes due on redemptions, capital gains taxes resulting from redemptions are subtracted from the redemption proceeds and the tax benefits from capital losses resulting from the redemptions are added to the redemption proceeds. Under certain circumstances, the addition of the tax benefits from capital losses resulting from redemptions may cause the Returns after taxes on distributions and sale of Fund shares to be greater than the Returns after taxes on distributions or even the Returns before taxes.

MANAGEMENT

INVESTMENT ADVISER, PORTFOLIO MANAGER AND SUB-ADVISERS. NTI, an indirect subsidiary of Northern Trust Corporation, serves as the investment adviser of the Active M Emerging Markets Equity Fund. Kelly Finegan and Kaz Sikora, each a Senior Vice President of NTI, have been managers of the Fund since May 2023. Ashmore Investment Management Limited, Axiom Investors LLC and Westwood Global Investments, LLC each serves as a sub-adviser of the Fund. From time to time, the Fund may have little or no assets allocated to any one particular sub-adviser in light of economic or other conditions, as determined by NTI in its sole discretion. The Northern Trust Company, an affiliate of NTI, serves as transfer agent, custodian and sub-administrator to the Fund.

PURCHASE AND SALE OF FUND SHARES

You may purchase Shares Class shares of the Fund by opening an account directly with Northern Funds (the "Trust") with a minimum initial investment of \$2,500 in the Fund (\$500 for an IRA; \$250 under the Automatic Investment Plan; and \$500 for employees of Northern Trust and its affiliates). The minimum subsequent investment is \$50 (except for reinvestments of distributions for which there is no minimum). The Fund reserves the right to waive these minimums. You may also purchase Shares Class shares of the Fund through an account at Northern Trust (or an affiliate) or an authorized intermediary.

If you purchase, sell (redeem) or exchange Shares Class shares through an authorized intermediary, you may be required to pay a commission and/or other forms of compensation to the intermediary. In addition, an authorized intermediary may impose different investment minimums than those set forth above. The Fund is not responsible for any investment minimums imposed by authorized intermediaries or for notifying shareholders of any changes to them.

On any business day, you may sell (redeem) or exchange shares through your account by contacting your Northern Trust account representative or authorized intermediary. If you purchase shares directly from the Trust, you may sell (redeem) or exchange your shares in one of the following ways:

- By Mail – Send a written request to: Northern Funds, P.O. Box 75986, Chicago, Illinois 60675-5986.
- By Telephone – Authorize the telephone privilege on your New Account Application. Call 800-595-9111 to use the telephone privilege.
- By Wire – Authorize wire redemptions on your New Account Application and have proceeds sent by federal wire transfer to a previously designated bank account (the minimum redemption amount by this method is \$250). You will be charged \$15 for each wire redemption unless the designated bank account is maintained at Northern Trust or an affiliated bank. Call 800-595-9111 for instructions.
- By Systematic Withdrawal – If you own shares of the Fund with a minimum value of \$10,000, you may elect to have a fixed sum redeemed at regular intervals and distributed in cash or reinvested in one or more other funds of the Trust. Call 800-595-9111 for an application form and additional information. The minimum amount is \$250 per withdrawal.
- By Exchange – Complete the Exchange Privilege section of your New Account Application to exchange shares of one fund in the Trust for shares of another fund in the Trust. Shares being exchanged must have a value of at least \$1,000 (\$2,500 if a new account is being established by the exchange, \$500 if the new account is an IRA). Call 800-595-9111 for more information.
- By Internet – You may initiate transactions between Northern Trust banking and Fund accounts by using Northern Trust Private Passport. For details and to sign up for this service, go to northerntrust.com/funds or contact your Relationship Manager.

TAX INFORMATION

The Fund's distributions are generally taxable to you as ordinary income, qualified dividend income, capital gains, or a combination of the three, unless you are investing through a tax-exempt or tax-advantaged arrangement, such as a 401(k) plan or an individual retirement account. Distributions may be taxable upon withdrawal from tax-advantaged accounts.

**PAYMENTS TO BROKERS-DEALERS AND OTHER
FINANCIAL INTERMEDIARIES**

If you purchase the Fund through a broker-dealer or other financial intermediary (such as a bank), the Fund and its related companies may pay the intermediary for the sale of Fund shares and related services. These payments may create a conflict of interest by influencing the broker-dealer or other intermediary and your salesperson to recommend the Fund over another investment. Ask your salesperson or visit your financial intermediary's website for more information.

INVESTMENT OBJECTIVE

The Fund seeks to provide long-term capital appreciation through a diversified portfolio of primarily non-U.S. equity securities. Any income received is incidental to this objective.

FEES AND EXPENSES OF THE FUND

This table describes the fees and expenses that you may pay if you buy, hold, and sell shares of the Fund. You may be required to pay commissions and/or other forms of compensation to a financial intermediary for transactions in Shares Class shares, which are not reflected in the tables or the examples below.

Shareholder Fees (fees paid directly from your investment)

Maximum Sales Charge (Load) Imposed on Purchases (as a percentage of offering price)	None
--	------

Redemption Fee (30 days or less after purchase) (as a percentage of amount redeemed, if applicable)	2.00%
---	-------

Annual Fund Operating Expenses (expenses that you pay each year as a percentage of the value of your investment)

	Shares Class
Management Fees	0.82%
Other Expenses	0.11%
Transfer Agent Fees	0.04%
Other Operating Expenses	0.07%
Acquired Fund Fees & Expenses ⁽¹⁾	0.01%
Total Annual Fund Operating Expenses⁽¹⁾	0.94%
Expense Reimbursement ⁽²⁾	(0.08)%
Total Annual Fund Operating Expenses After Expense Reimbursement⁽²⁾	0.86%

⁽¹⁾ The Total Annual Fund Operating Expenses do not correlate to the ratio of expenses to average net assets as reported in the "Financial Highlights" section of the Prospectus, which reflects the operating expenses of the Fund and does not include Acquired Fund Fees and Expenses.

⁽²⁾ Northern Trust Investments, Inc. ("NTI") has contractually agreed to reimburse a portion of the operating expenses of the Fund so that after such reimbursement the Total Annual Fund Operating Expenses of the Fund (excluding (i) acquired fund fees and expenses; (ii) the compensation paid to each Independent Trustee of the Trust; (iii) expenses of third party consultants engaged by the Board of Trustees; (iv) membership dues paid to the Investment Company Institute and Mutual Fund Directors Forum; (v) expenses in connection with the negotiation and renewal of the revolving credit facility; and (vi) extraordinary expenses and interest) do not exceed 0.84%. NTI has also contractually agreed to reimburse the management fees payable by the Fund in an amount equal to the net management fee NTI earns on the amount invested by the Fund in money market funds managed by NTI. These contractual limitations may not be terminated before July 31, 2025 without the approval of the Fund's Board of Trustees.

EXAMPLE

The following Example is intended to help you compare the cost of investing in the Fund with the cost of investing in other mutual funds. The Example assumes that you invest \$10,000 in the Fund for the time periods indicated and then redeem all of your shares at the end of those periods. The Example also assumes that your investment has a 5% return each year and that the Fund's operating expenses remain the same (taking into account the expense reimbursement arrangement for one year, if applicable). Although your actual costs may be higher or lower, based on these assumptions your costs would be:

	1 Year	3 Years	5 Years	10 Years
Shares Class	\$88	\$292	\$512	\$1,147

PORTFOLIO TURNOVER. The Fund pays transaction costs, such as commissions, when it buys and sells securities (or "turns over" its portfolio). A higher portfolio turnover rate may indicate higher transaction costs and may result in higher taxes when Fund shares are held in a taxable account. These costs, which are not reflected in annual fund operating expenses or in the Example, affect the Fund's performance. During the most recent fiscal year, the Fund's portfolio turnover rate was 37.54% of the average value of its portfolio.

PRINCIPAL INVESTMENT STRATEGIES

In seeking long-term capital appreciation, the Fund will invest, under normal circumstances, at least 80% of its net assets in equity securities of issuers domiciled outside the U.S. The Fund may invest in companies of any size located in a number of countries throughout the world but primarily invests in companies domiciled in developed markets. The Fund may invest up to 40% of its net assets in issuers domiciled in emerging markets (i.e., those that are generally in the early stages of their industrial cycles).

The Fund utilizes a "multi-manager" approach whereby the Fund's assets are allocated to one or more sub-advisers, in percentages determined at the discretion of NTI. Each sub-adviser acts independently from the others and utilizes its own distinct investment style in selecting securities. However, each sub-adviser must operate within the constraints of the Fund's investment objective, strategies and restrictions.

When determining the allocations and reallocations to sub-advisers, NTI will consider a variety of factors, including but not limited to the sub-adviser's style, historical performance, and the characteristics of each sub-adviser's allocated assets (including capitalization, growth and profitability measures, valuation metrics, economic sector exposures, and earnings and volatility statistics). NTI seeks, through its selection of

sub-advisers and its allocation determinations, to reduce portfolio volatility and provide an attractive combination of risk and return for the Fund.

From time to time the Fund may have a focused investment (i.e., investment exposure comprising more than 15% of its total assets) in one or more particular sectors, countries or geographic regions. As of March 31, 2024, the Fund had focused investments in the financials and industrials sectors, and in the United Kingdom and European Union.

The sub-advisers may engage in active trading, and will not consider portfolio turnover a limiting factor in making decisions for the Fund.

PRINCIPAL RISKS

As with any investment, you could lose all or part of your investment in the Fund, and the Fund's performance could trail that of other investments. The Fund is subject to certain risks, including the principal risks noted below, any of which may adversely affect the Fund's net asset value ("NAV"), total return and ability to meet its investment objective. Each risk noted below is considered a principal risk of investing in the Fund, regardless of the order in which it appears. The significance of each risk factor below may change over time and you should review each risk factor carefully.

MARKET RISK is the risk that the value of the Fund's investments may increase or decrease in response to expected, real or perceived economic, political or financial events in the U.S. or global markets. The frequency and magnitude of such changes in value cannot be predicted. Certain securities and other investments held by the Fund may experience increased volatility, illiquidity, or other potentially adverse effects in response to changing market conditions, inflation, changes in interest rates, lack of liquidity in the bond or equity markets or volatility in the equity markets. Market disruptions caused by local or regional events such as financial institution failures, war, acts of terrorism, the spread of infectious illness (including epidemics and pandemics) or other public health issues, recessions or other events or adverse investor sentiment could have a significant impact on the Fund and its investments. During periods of market disruption or other abnormal market conditions, the Fund's exposure to risks described elsewhere in this summary will likely increase.

FOREIGN SECURITIES RISK is the risk that investing in foreign (non-U.S.) securities may result in the Fund experiencing more rapid and extreme changes in value than a fund that invests exclusively in securities of U.S. companies, due to less liquid markets, and adverse economic, political, diplomatic, financial, and regulatory factors. Foreign governments may impose limitations on foreigners' ownership of interests in local issuers, restrictions on the ability to repatriate assets, and may also

impose taxes. Any of these events could cause the value of the Fund's investments to decline. Foreign banks, agents and securities depositories that hold the Fund's foreign assets may be subject to little or no regulatory oversight over, or independent evaluation, of their operations. Additional costs associated with investments in foreign securities may include higher custodial fees than those applicable to domestic custodial arrangements and transaction costs of foreign currency conversions. Unless the Fund has hedged its foreign currency exposure, foreign securities risk also involves the risk of negative foreign currency rate fluctuations, which may cause the value of securities denominated in such foreign currency (or other instruments through which the Fund has exposure to foreign currencies) to decline in value. Currency exchange rates may fluctuate significantly over short periods of time. Currency hedging strategies, if used, are not always successful. For instance, forward foreign currency exchange contracts, if used by the Fund, could reduce performance if there are unanticipated changes in currency exchange rates.

EMERGING MARKETS RISK is the risk that emerging markets are generally subject to greater market volatility, political, social and economic instability, uncertain trading markets and more governmental limitations on foreign investments than more developed markets. In addition, companies operating in emerging markets may be subject to lower trading volumes and greater price volatility than companies in more developed markets. Emerging market economies may be based on only a few industries, may be highly vulnerable to changes in local and global trade conditions, and may suffer from extreme and volatile debt burdens or inflation rates. Companies in emerging market countries generally may be subject to less stringent regulatory, disclosure, financial reporting, accounting, auditing and recordkeeping standards than companies in more developed countries. As a result, information, including financial information, about such companies may be less available and reliable, which can impede the Fund's ability to evaluate such companies. Securities law and the enforcement of systems of taxation in many emerging market countries may change quickly and unpredictably, and the ability to bring and enforce actions (including bankruptcy, confiscatory taxation, expropriation, nationalization of a company's assets, restrictions on foreign ownership of local companies, restrictions on withdrawing assets from the country, protectionist measures and practices such as share blocking), or to obtain information needed to pursue or enforce such actions, may be limited. Investments in emerging market securities may be subject to additional transaction costs, delays in settlement procedures, unexpected market closures, and lack of timely information.

MULTI-MANAGER RISK is the risk that the sub-advisers' investment styles will not always be complementary or that the investment adviser's allocation of assets amongst sub-advisers

will not achieve the intended result, which could negatively impact the performance of the Fund. Sub-advisers make investment decisions independently of one another, and may make decisions that conflict with each other.

MANAGEMENT RISK is the risk that a strategy used by the Fund's investment adviser or sub-advisers may fail to produce the intended results or that imperfections, errors or limitations in the tools and data used by the investment adviser or the sub-advisers may cause unintended results.

GEOGRAPHIC RISK is the risk that if the Fund invests a significant portion of its total assets in certain issuers within the same country or geographic region, an adverse economic, business or political development affecting that country or region may affect the value of the Fund's investments more, and the Fund's investments may be more volatile, than if its investments were not so concentrated in such country or region.

- **EUROPEAN INVESTMENT RISK** is the risk that investments in certain countries in the European Union (the "EU") are susceptible to high political, social, or economic risks due to restrictions on inflation rates, rising debt levels and fiscal and monetary controls. Decreasing imports or exports, changes in local or EU regulations on trade, changes in the exchange rate of the euro, the default or threat of default by an EU member country on its sovereign debt, budget deficits and recessions in an EU member country may have significant adverse effects on the economies of the other EU member countries. Separately, the EU faces issues involving its membership, structure, procedures and policies. The exit of one or more member states from the EU, such as the departure of the United Kingdom, will likely place the EU's currency and banking system in jeopardy and result in increased volatility, illiquidity and potentially lower economic growth in the affected markets, which will adversely affect the Fund's EU investments.

- **UNITED KINGDOM INVESTMENT RISK** is the risk that investments in issuers located in the United Kingdom ("UK") may subject the Fund to regulatory, political, currency, security and economic risk specific to the UK. The UK has one of the largest economies in Europe and is heavily dependent on trade with the European Union ("EU"). As a result, the UK economy may be impacted by changes to the economic health of EU member countries. On January 31, 2020, the UK officially withdrew from the EU. The precise impact on the UK's economy as a result of its departure from the EU depends to a large degree on its ability to conclude favorable trade deals with the EU and other countries. While new trade deals may boost economic growth, such growth may not be able to offset

the increased costs of trade with the EU resulting from the UK's loss of its membership in the EU single market.

SECTOR RISK is the risk that companies in similar businesses may be similarly affected by particular economic or market events, which may, in certain circumstances, cause the value of securities of all companies in a particular sector of the market to decrease.

- **FINANCIALS SECTOR RISK** is the risk that companies in the financials sector can be significantly affected by changes in interest rates, government regulation, the rate of corporate and consumer debt defaulted, price competitions and the availability and cost of capital, among other factors.
- **INDUSTRIALS SECTOR RISK** is the risk that companies in the industrials sector may be significantly affected by, among other things, worldwide economic growth, supply and demand for specific products and services, rapid technological developments, international political and economic developments, environmental issues, and tax and governmental regulatory policies.

SMALL AND MID CAP STOCK RISK is the risk that stocks of small and mid-sized companies may be more volatile than stocks of larger, more established companies. Small and mid-sized companies may have limited product lines or financial resources, may be dependent upon a particular niche of the market, or may be dependent upon a small or inexperienced management group. The securities of small and mid-sized companies may trade less frequently and in lower volume than the securities of larger companies, which could lead to higher transaction costs. Generally, the smaller the company size, the greater the risk.

LIQUIDITY RISK is the risk that certain securities may be less liquid than others, which may make them difficult or impossible to sell at the time and the price that the Fund would like and the Fund may have to lower the price, sell other securities instead or forgo an investment opportunity, adversely affecting the value of the Fund's investments and its returns. In addition, less liquid securities may be more difficult to value and markets may become less liquid when there are fewer interested buyers or sellers or when dealers are unwilling or unable to make a market for certain securities, and if the Fund is forced to sell these investments to meet redemption requests or for other cash needs, the Fund may suffer a loss. Banking regulations may also cause certain dealers to reduce their inventories of certain securities, which may further decrease the Fund's ability to buy or sell such securities. All of these risks may increase during periods of market turmoil and could have a negative effect on the Fund's performance.

VALUATION RISK is the risk that the sale price the Fund could receive for a portfolio security may differ from the Fund's valuation of the security, particularly for securities that trade in

low volume or volatile markets or that are valued using a fair value methodology. In addition the value of the securities in the Fund's portfolio may change on days when shareholders will not be able to purchase or sell the Fund's shares.

As with any mutual fund, it is possible to lose money on an investment in the Fund. An investment in the Fund is not a deposit of any bank and is not insured or guaranteed by the Federal Deposit Insurance Corporation, any other government agency, or The Northern Trust Company, its affiliates, subsidiaries or any other bank.

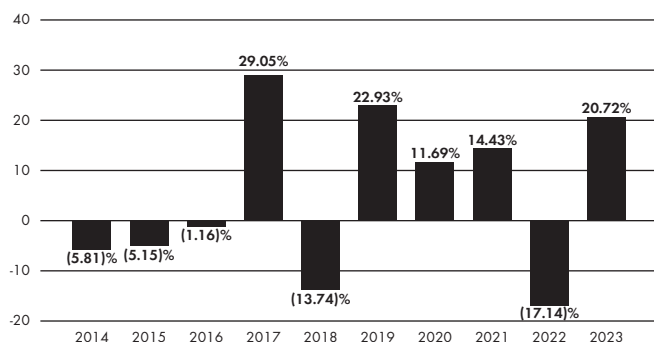
FUND PERFORMANCE

The bar chart and table that follow provide an indication of the risks of investing in the Fund by showing (A) changes in the performance of the Fund from year to year, and (B) how the average annual total returns of the Fund compare to those of a broad-based securities market index.

The Fund's past performance, before and after taxes, is not necessarily an indication of how the Fund will perform in the future.

Updated performance information for the Fund is available and may be obtained on the Fund's website at northerntrust.com/funds or by calling 800-595-9111.

CALENDAR YEAR TOTAL RETURN*



* Year to date total return for the six months ended June 30, 2024 was 5.94%. For the periods shown in the bar chart above, the highest quarterly return was 21.01% in the second quarter of 2020, and the lowest quarterly return was (26.59)% in the first quarter of 2020.

AVERAGE ANNUAL TOTAL RETURN

(For the periods ended December 31, 2023)

	1-Year	5-Year	10-Year
Shares Class			
Returns before taxes	20.72%	9.46%	4.45%
Returns after taxes on distributions	18.66%	8.32%	3.68%
Returns after taxes on distributions and sale of Fund shares	13.42%	7.53%	3.54%
MSCI World® ex USA IM Index (reflects no deduction for fees, expenses, or taxes)	17.18%	8.24%	4.35%

After-tax returns are calculated using the historical highest individual federal marginal income tax rates and do not reflect the impact of state and local taxes. Actual after-tax returns depend on an investor's tax situation and may differ from those shown. After-tax returns shown are not relevant to investors who hold their shares through tax-advantaged arrangements, such as 401(k) plans or individual retirement accounts.

In calculating the federal income taxes due on redemptions, capital gains taxes resulting from redemptions are subtracted from the redemption proceeds and the tax benefits from capital losses resulting from the redemptions are added to the redemption proceeds. Under certain circumstances, the addition of the tax benefits from capital losses resulting from redemptions may cause the Returns after taxes on distributions and sale of Fund shares to be greater than the Returns after taxes on distributions or even the Returns before taxes.

MANAGEMENT

INVESTMENT ADVISER, PORTFOLIO MANAGER AND SUB-ADVISERS.

NTI, an indirect subsidiary of Northern Trust Corporation, serves as the investment adviser of the Active M International Equity Fund. Kelly Finegan and Kaz Sikora, each a Senior Vice President of NTI, have been managers of the Fund since May 2023. Causeway Capital Management LLC, Polen Capital Management, LLC, Victory Capital Management Inc., WCM Investment Management, LLC and Wellington Management Company LLP each serves as a sub-adviser of the Fund. From time to time, the Fund may have little or no assets allocated to any one particular sub-adviser in light of economic or other conditions, as determined by NTI in its sole discretion. The Northern Trust Company, an affiliate of NTI, serves as transfer agent, custodian and sub-administrator to the Fund.

PURCHASE AND SALE OF FUND SHARES

You may purchase Shares Class shares of the Fund by opening an account directly with Northern Funds (the "Trust") with a minimum initial investment of \$2,500 in the Fund (\$500 for an IRA; \$250 under the Automatic Investment Plan; and \$500 for employees of Northern Trust and its affiliates). The minimum subsequent investment is \$50 (except for reinvestments of distributions for which there is no minimum). The Fund

reserves the right to waive these minimums. You may also purchase Shares Class shares of the Fund through an account at Northern Trust (or an affiliate) or an authorized intermediary.

If you purchase, sell (redeem) or exchange Shares Class shares through an authorized intermediary, you may be required to pay a commission and/or other forms of compensation to the intermediary. In addition, an authorized intermediary may impose different investment minimums than those set forth above. The Fund is not responsible for any investment minimums imposed by authorized intermediaries or for notifying shareholders of any changes to them.

On any business day, you may sell (redeem) or exchange shares through your account by contacting your Northern Trust account representative or authorized intermediary. If you purchase shares directly from the Trust, you may sell (redeem) or exchange your shares in one of the following ways:

- **By Mail** – Send a written request to: Northern Funds, P.O. Box 75986, Chicago, Illinois 60675-5986.
- **By Telephone** – Authorize the telephone privilege on your New Account Application. Call 800-595-9111 to use the telephone privilege.
- **By Wire** – Authorize wire redemptions on your New Account Application and have proceeds sent by federal wire transfer to a previously designated bank account (the minimum redemption amount by this method is \$250). You will be charged \$15 for each wire redemption unless the designated bank account is maintained at Northern Trust or an affiliated bank. Call 800-595-9111 for instructions.
- **By Systematic Withdrawal** – If you own shares of the Fund with a minimum value of \$10,000, you may elect to have a fixed sum redeemed at regular intervals and distributed in cash or reinvested in one or more other funds of the Trust. Call 800-595-9111 for an application form and additional information. The minimum amount is \$250 per withdrawal.
- **By Exchange** – Complete the Exchange Privilege section of your New Account Application to exchange shares of one fund in the Trust for shares of another fund in the Trust. Shares being exchanged must have a value of at least \$1,000 (\$2,500 if a new account is being established by the exchange, \$500 if the new account is an IRA). Call 800-595-9111 for more information.
- **By Internet** – You may initiate transactions between Northern Trust banking and Fund accounts by using Northern Trust Private Passport. For details and to sign up for this service, go to northerntrust.com/funds or contact your Relationship Manager.

TAX INFORMATION

The Fund's distributions are generally taxable to you as ordinary income, qualified dividend income, capital gains, or a combination of the three, unless you are investing through a tax-exempt or tax-advantaged arrangement, such as a 401(k) plan or an individual retirement account. Distributions may be taxable upon withdrawal from tax-advantaged accounts.

PAYMENTS TO BROKERS-DEALERS AND OTHER FINANCIAL INTERMEDIARIES

If you purchase the Fund through a broker-dealer or other financial intermediary (such as a bank), the Fund and its related companies may pay the intermediary for the sale of Fund shares and related services. These payments may create a conflict of interest by influencing the broker-dealer or other intermediary and your salesperson to recommend the Fund over another investment. Ask your salesperson or visit your financial intermediary's website for more information.

INVESTMENT OBJECTIVE

The Fund seeks total return through both income and capital appreciation.

FEES AND EXPENSES OF THE FUND

This table describes the fees and expenses that you may pay if you buy, hold, and sell shares of the Fund. You may be required to pay commissions and/or other forms of compensation to a financial intermediary for transactions in Shares Class shares, which are not reflected in the tables or the examples below.

Shareholder Fees (fees paid directly from your investment)

Maximum Sales Charge (Load) Imposed on Purchases (as a percentage of offering price)	None
--	------

Redemption Fee (30 days or less after purchase) (as a percentage of amount redeemed, if applicable)	2.00%
---	-------

Annual Fund Operating Expenses (expenses that you pay each year as a percentage of the value of your investment)

	Shares Class
Management Fees	0.90%
Other Expenses	0.11%
Transfer Agent Fees	0.04%
Other Operating Expenses	0.07%
Acquired Fund Fees & Expenses ⁽¹⁾	0.03%
Total Annual Fund Operating Expenses⁽¹⁾	1.04%
Expense Reimbursement ⁽²⁾	(0.05)%
Total Annual Fund Operating Expenses After Expense Reimbursement⁽²⁾	0.99%

⁽¹⁾ The Total Annual Fund Operating Expenses do not correlate to the ratio of expenses to average net assets as reported in the "Financial Highlights" section of the Prospectus, which reflects the operating expenses of the Fund and does not include Acquired Fund Fees and Expenses.

⁽²⁾ Northern Trust Investments, Inc. ("NTI") has contractually agreed to reimburse a portion of the operating expenses of the Fund so that after such reimbursement the Total Annual Fund Operating Expenses of the Fund (excluding (i) acquired fund fees and expenses; (ii) the compensation paid to each Independent Trustee of the Trust; (iii) expenses of third party consultants engaged by the Board of Trustees; (iv) membership dues paid to the Investment Company Institute and Mutual Fund Directors Forum; (v) expenses in connection with the negotiation and renewal of the revolving credit facility; and (vi) extraordinary expenses and interest) do not exceed 0.96%. NTI has also contractually agreed to reimburse the management fees payable by the Fund in an amount equal to the net management fee NTI earns on the amount invested by the Fund in money market funds managed by NTI. These contractual limitations may not be terminated before July 31, 2025 without the approval of the Fund's Board of Trustees.

EXAMPLE

The following Example is intended to help you compare the cost of investing in the Fund with the cost of investing in other mutual funds.

The Example assumes that you invest \$10,000 in the Fund for the time periods indicated and then redeem all of your shares at the end of those periods. The Example also assumes that your investment has a 5% return each year and that the Fund's operating expenses remain the same (taking into account the expense reimbursement arrangement for one year, if applicable). Although your actual costs may be higher or lower, based on these assumptions your costs would be:

	1 Year	3 Years	5 Years	10 Years
Shares Class	\$101	\$326	\$569	\$1,266

PORTFOLIO TURNOVER. The Fund pays transaction costs, such as commissions, when it buys and sells securities (or "turns over" its portfolio). A higher portfolio turnover rate may indicate higher transaction costs and may result in higher taxes when Fund shares are held in a taxable account. These costs, which are not reflected in annual fund operating expenses or in the Example, affect the Fund's performance. During the most recent fiscal year, the Fund's portfolio turnover rate was 48.35% of the average value of its portfolio.

PRINCIPAL INVESTMENT STRATEGIES

In seeking to achieve total return, the Fund will invest, under normal circumstances, at least 80% of its net assets (plus borrowings for investment purposes) in securities of infrastructure companies listed on a domestic or foreign exchange. The Fund invests primarily in equity securities, including common stock, of infrastructure companies. Under normal circumstances, the Fund will invest at least 40%, and may invest up to 100%, of its net assets in the securities of infrastructure companies economically tied to a foreign (non-U.S.) country, including emerging market countries (i.e., those that are generally in the early stages of their industrial cycles). The Fund may invest in large, medium or small capitalization infrastructure companies. The Fund will invest at least 25% or more of its total assets in issuers principally engaged in the infrastructure business.

The Fund considers a company to be engaged in the infrastructure business if it derives at least 50% of its revenues or earnings from, or devotes at least 50% of its assets to, infrastructure-related activities. The Fund defines "infrastructure" as the systems and networks of energy, transportation, utilities, communication and other services required for the normal function of society. Infrastructure companies are involved in, among other things: (1) the generation, transmission and distribution of electric energy; (2) the storage, transportation and distribution of natural resources, such as natural gas, used to produce energy; (3) alternative and sustainable energy sources; (4) the building, operation and maintenance of highways, toll roads, tunnels, bridges and parking lots; (5) the building, operation and

maintenance of airports and ports, railroads and mass transit systems; (6) telecommunications and digital infrastructure, including wireless, cable networks and data centers; (7) water treatment and distribution; (8) social infrastructure and other public services such as health care and education; and (9) businesses tied to future infrastructure spending and infrastructure project management including consultancy and engineering.

The Fund may enter into spot and forward foreign currency exchange contracts to facilitate settlement of securities transactions.

The Fund utilizes a “multi-manager” approach whereby the Fund’s assets are allocated to one or more sub-advisers, in percentages determined at the discretion of NTI. Each sub-adviser acts independently from the others and utilizes its own distinct investment style in selecting securities. However, each sub-adviser must operate within the constraints of the Fund’s investment objective, strategies and restrictions.

When determining the allocations and reallocations to sub-advisers, NTI will consider a variety of factors, including but not limited to the sub-adviser’s investment approach, historical performance, and the characteristics of each sub-adviser’s allocated assets (including capitalization, growth and profitability measures, valuation metrics, economic sector exposures, and earnings and volatility statistics). NTI seeks, through its selection of sub-advisers and its allocation determinations, to reduce portfolio volatility and provide an attractive combination of risk and return for the Fund.

The sub-advisers may engage in active trading, and will not consider portfolio turnover a limiting factor in making decisions for the Fund.

PRINCIPAL RISKS

As with any investment, you could lose all or part of your investment in the Fund, and the Fund’s performance could trail that of other investments. The Fund is subject to certain risks, including the principal risks noted below, any of which may adversely affect the Fund’s net asset value (“NAV”), total return and ability to meet its investment objective. Each risk noted below is considered a principal risk of investing in the Fund, regardless of the order in which it appears. The significance of each risk factor below may change over time and you should review each risk factor carefully.

MARKET RISK is the risk that the value of the Fund’s investments may increase or decrease in response to expected, real or perceived economic, political or financial events in the U.S. or global markets. The frequency and magnitude of such changes in value cannot be predicted. Certain securities and other investments held by the Fund may experience increased

volatility, illiquidity, or other potentially adverse effects in response to changing market conditions, inflation, changes in interest rates, lack of liquidity in the bond or equity markets or volatility in the equity markets. Market disruptions caused by local or regional events such as financial institution failures, war, acts of terrorism, the spread of infectious illness (including epidemics and pandemics) or other public health issues, recessions or other events or adverse investor sentiment could have a significant impact on the Fund and its investments. During periods of market disruption or other abnormal market conditions, the Fund’s exposure to risks described elsewhere in this summary will likely increase.

INFRASTRUCTURE SECURITIES CONCENTRATION RISK

Infrastructure companies are subject to the risk that: the potential for realized revenue volumes is significantly lower than projected and/or there will be cost overruns; project sponsors will alter their terms making a project no longer economical; macroeconomic factors such as low gross domestic product (“GDP”) growth or high nominal interest rates will raise the average cost of funding; government regulation may affect rates charged to customers; government budgetary constraints will impact projects; special tariffs will be imposed; and changes in tax laws, regulatory policies or accounting standards could be unfavorable. Other risks include environmental damage due to a company’s operations or an accident, changes in market sentiment towards infrastructure and terrorist acts. Because the Fund concentrates its investments in the infrastructure industry, it will be subject to greater risk of loss than if it were diversified across different industries.

FOREIGN SECURITIES RISK is the risk that investing in foreign (non-U.S.) securities may result in the Fund experiencing more rapid and extreme changes in value than a fund that invests exclusively in securities of U.S. companies, due to less liquid markets, and adverse economic, political, diplomatic, financial, and regulatory factors. Foreign governments may impose limitations on foreigners’ ownership of interests in local issuers, restrictions on the ability to repatriate assets, and may also impose taxes. Any of these events could cause the value of the Fund’s investments to decline. Foreign banks, agents and securities depositories that hold the Fund’s foreign assets may be subject to little or no regulatory oversight over, or independent evaluation, of their operations. Additional costs associated with investments in foreign securities may include higher custodial fees than those applicable to domestic custodial arrangements and transaction costs of foreign currency conversions. Unless the Fund has hedged its foreign currency exposure, foreign securities risk also involves the risk of negative foreign currency rate fluctuations, which may cause the value of securities denominated in such foreign currency (or other instruments through which the Fund has exposure to foreign currencies) to decline in value. Currency exchange rates

may fluctuate significantly over short periods of time. Currency hedging strategies, if used, are not always successful. For instance, forward foreign currency exchange contracts, if used by the Fund, could reduce performance if there are unanticipated changes in currency exchange rates.

EMERGING MARKETS RISK is the risk that emerging markets are generally subject to greater market volatility, political, social and economic instability, uncertain trading markets and more governmental limitations on foreign investments than more developed markets. In addition, companies operating in emerging markets may be subject to lower trading volumes and greater price volatility than companies in more developed markets. Emerging market economies may be based on only a few industries, may be highly vulnerable to changes in local and global trade conditions, and may suffer from extreme and volatile debt burdens or inflation rates. Companies in emerging market countries generally may be subject to less stringent regulatory, disclosure, financial reporting, accounting, auditing and recordkeeping standards than companies in more developed countries. As a result, information, including financial information, about such companies may be less available and reliable, which can impede the Fund's ability to evaluate such companies. Securities law and the enforcement of systems of taxation in many emerging market countries may change quickly and unpredictably, and the ability to bring and enforce actions (including bankruptcy, confiscatory taxation, expropriation, nationalization of a company's assets, restrictions on foreign ownership of local companies, restrictions on withdrawing assets from the country, protectionist measures and practices such as share blocking), or to obtain information needed to pursue or enforce such actions, may be limited. Investments in emerging market securities may be subject to additional transaction costs, delays in settlement procedures, unexpected market closures, and lack of timely information.

MULTI-MANAGER RISK is the risk that the sub-advisers' investment styles will not always be complementary or that the investment adviser's allocation of assets amongst sub-advisers will not achieve the intended result, which could negatively impact the performance of the Fund. Sub-advisers make investment decisions independently of one another, and may make decisions that conflict with each other.

MANAGEMENT RISK is the risk that a strategy used by the Fund's investment adviser or sub-advisers may fail to produce the intended results or that imperfections, errors or limitations in the tools and data used by the investment adviser or the sub-advisers may cause unintended results.

DERIVATIVES RISK is the risk that derivatives may pose risks in addition to and greater than those associated with investing directly in securities, currencies and other instruments, may be illiquid or less liquid, more volatile, more difficult to value and

leveraged so that small changes in the value of the underlying instrument may produce disproportionate losses to the Fund. Derivatives are also subject to counterparty risk, which is the risk that the other party to the transaction will not perform its contractual obligation. The use of derivatives is a highly specialized activity that involves investment techniques and risks different from those associated with investments in more traditional securities and instruments.

▪ **FORWARD FOREIGN CURRENCY EXCHANGE CONTRACTS RISK** is the risk that, if forward prices increase, a loss will occur to the extent that the agreed upon purchase price of the currency exceeds the price of the currency that was agreed to be sold.

SMALL AND MID CAP STOCK RISK is the risk that stocks of small and mid-sized companies may be more volatile than stocks of larger, more established companies. Small and mid-sized companies may have limited product lines or financial resources, may be dependent upon a particular niche of the market, or may be dependent upon a small or inexperienced management group. The securities of small and mid-sized companies may trade less frequently and in lower volume than the securities of larger companies, which could lead to higher transaction costs. Generally, the smaller the company size, the greater the risk.

VALUATION RISK is the risk that the sale price the Fund could receive for a portfolio security may differ from the Fund's valuation of the security, particularly for securities that trade in low volume or volatile markets or that are valued using a fair value methodology. In addition, the value of the securities in the Fund's portfolio may change on days when shareholders will not be able to purchase or sell the Fund's shares.

As with any mutual fund, it is possible to lose money on an investment in the Fund. An investment in the Fund is not a deposit of any bank and is not insured or guaranteed by the Federal Deposit Insurance Corporation, any other government agency, or The Northern Trust Company, its affiliates, subsidiaries or any other bank.

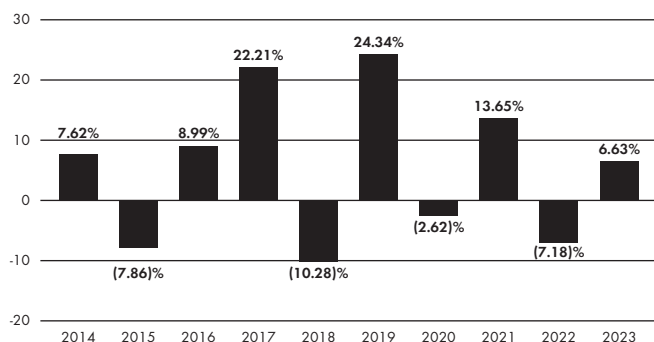
FUND PERFORMANCE

The bar chart and table that follow provide an indication of the risks of investing in the Fund by showing (A) changes in the performance of the Fund from year to year, and (B) how the average annual total returns of the Fund compare to those of a broad-based securities market index and a style-specific index (one reflecting the market segments in which the Fund invests), in that order.

The Fund's past performance, before and after taxes, is not necessarily an indication of how the Fund will perform in the future.

Updated performance information for the Fund is available and may be obtained on the Fund's website at northerntrust.com/funds or by calling 800-595-9111.

CALENDAR YEAR TOTAL RETURN*



* Year to date total return for the six months ended June 30, 2024 was (1.37)%. For the period shown in the bar chart above, the highest quarterly return was 12.93% in the fourth quarter of 2022, and the lowest quarterly return was (20.39)% in the first quarter of 2020.

AVERAGE ANNUAL TOTAL RETURN

(For the periods ended December 31, 2023)

	1-Year	5-Year	10-Year
Shares Class			
Returns before taxes	6.63%	6.37%	4.90%
Returns after taxes on distributions	6.07%	5.43%	3.73%
Returns after taxes on distributions and sale of Fund shares	4.55%	5.07%	3.76%
MSCI® All Country World Index (reflects no deduction for fees, expenses, or taxes) ⁽¹⁾	22.20%	11.72%	7.93%
S&P Global Infrastructure® Index (net dividend return) (reflects no deduction for fees, expenses, or taxes)	5.78%	6.46%	4.82%

⁽¹⁾ Effective July 31, 2024, the Fund changed its broad-based securities market index from the S&P Global Infrastructure® Index to the MSCI® All Country World Index in connection with new regulatory requirements.

After-tax returns are calculated using the historical highest individual federal marginal income tax rates and do not reflect the impact of state and local taxes. Actual after-tax returns depend on an investor's tax situation and may differ from those shown. After-tax returns shown are not relevant to investors who hold their shares through tax-advantaged arrangements, such as 401(k) plans or individual retirement accounts.

In calculating the federal income taxes due on redemptions, capital gains taxes resulting from redemptions are subtracted from the redemption proceeds and the tax benefits from capital losses resulting from the redemptions are added to the redemption proceeds. Under certain circumstances, the addition of the tax benefits from capital losses resulting from redemptions may cause the Returns after taxes on distributions and sale of Fund shares to be greater than the Returns after taxes on distributions or even the Returns before taxes.

MANAGEMENT

INVESTMENT ADVISER, PORTFOLIO MANAGER AND SUB-ADVISERS. NTI, an indirect subsidiary of Northern Trust Corporation, serves as the investment adviser for the Multi-Manager Global Listed Infrastructure Fund. Kelly Finegan, a Senior Vice President of NTI, and Jim Hardman, a Vice President of NTI, have been managers of the Fund since May 2023. First Sentier Investors (Australia) IM Ltd, KBI Global Investors (North America), Ltd., and Lazard Asset Management LLC each serves as a sub-adviser of the Fund. From time to time, the Fund may have little or no assets allocated to any one particular sub-adviser in light of economic or other conditions, as determined by NTI in its sole discretion. The Northern Trust Company, an affiliate of NTI, serves as transfer agent, custodian and sub-administrator to the Fund.

PURCHASE AND SALE OF FUND SHARES

You may purchase Shares Class shares of the Fund by opening an account directly with Northern Funds (the "Trust") with a minimum initial investment of \$2,500 in the Fund (\$500 for an IRA; \$250 under the Automatic Investment Plan; and \$500 for employees of Northern Trust and its affiliates). The minimum subsequent investment is \$50 (except for reinvestments of distributions for which there is no minimum). The Fund reserves the right to waive these minimums. You may also purchase Shares Class shares of the Fund through an account at Northern Trust (or an affiliate) or an authorized intermediary.

If you purchase, sell (redeem) or exchange Shares Class shares through an authorized intermediary, you may be required to pay a commission and/or other forms of compensation to the intermediary. In addition, an authorized intermediary may impose different investment minimums than those set forth above. The Fund is not responsible for any investment minimums imposed by authorized intermediaries or for notifying shareholders of any changes to them.

On any business day, you may sell (redeem) or exchange shares through your account by contacting your Northern Trust account representative or authorized intermediary. If you purchase shares directly from the Trust, you may sell (redeem) or exchange your shares in one of the following ways:

- By Mail – Send a written request to: Northern Funds, P.O. Box 75986, Chicago, Illinois 60675-5986.
- By Telephone – Authorize the telephone privilege on your New Account Application. Call 800-595-9111 to use the telephone privilege.
- By Wire – Authorize wire redemptions on your New Account Application and have proceeds sent by federal wire transfer to a previously designated bank account (the minimum

redemption amount by this method is \$250). You will be charged \$15 for each wire redemption unless the designated bank account is maintained at Northern Trust or an affiliated bank. Call 800-595-9111 for instructions.

- **By Systematic Withdrawal** – If you own shares of the Fund with a minimum value of \$10,000, you may elect to have a fixed sum redeemed at regular intervals and distributed in cash or reinvested in one or more other funds of the Trust. Call 800-595-9111 for an application form and additional information. The minimum amount is \$250 per withdrawal.
- **By Exchange** – Complete the Exchange Privilege section of your New Account Application to exchange shares of one fund in the Trust for shares of another fund in the Trust. Shares being exchanged must have a value of at least \$1,000 (\$2,500 if a new account is being established by the exchange, \$500 if the new account is an IRA). Call 800-595-9111 for more information.
- **By Internet** – You may initiate transactions between Northern Trust banking and Fund accounts by using Northern Trust Private Passport. For details and to sign up for this service, go to northerntrust.com/funds or contact your Relationship Manager.

TAX INFORMATION

The Fund's distributions are generally taxable to you as ordinary income, qualified dividend income, capital gains, or a combination of the three, unless you are investing through a tax-exempt or tax-advantaged arrangement, such as a 401(k) plan or an individual retirement account. Distributions may be taxable upon withdrawal from tax-advantaged accounts.

PAYMENTS TO BROKERS-DEALERS AND OTHER FINANCIAL INTERMEDIARIES

If you purchase the Fund through a broker-dealer or other financial intermediary (such as a bank), the Fund and its related companies may pay the intermediary for the sale of Fund shares and related services. These payments may create a conflict of interest by influencing the broker-dealer or other intermediary and your salesperson to recommend the Fund over another investment. Ask your salesperson or visit your financial intermediary's website for more information.

INVESTMENT OBJECTIVE

The Fund seeks to provide long-term capital appreciation and current income through a diversified portfolio of primarily equity securities of U.S. and foreign real estate and real estate related companies.

FEES AND EXPENSES OF THE FUND

This table describes the fees and expenses that you may pay if you buy, hold, and sell shares of the Fund. You may be required to pay commissions and/or other forms of compensation to a financial intermediary for transactions in Shares Class shares, which are not reflected in the tables or the examples below.

Shareholder Fees (fees paid directly from your investment)

Maximum Sales Charge (Load) Imposed on Purchases (as a percentage of offering price)	None
--	------

Redemption Fee (30 days or less after purchase) (as a percentage of amount redeemed, if applicable)	2.00%
---	-------

Annual Fund Operating Expenses (expenses that you pay each year as a percentage of the value of your investment)

	Shares Class
Management Fees	0.89%
Other Expenses	0.19%
Transfer Agent Fees	0.04%
Other Operating Expenses	0.15%
Acquired Fund Fees & Expenses ⁽¹⁾	0.01%
Total Annual Fund Operating Expenses⁽¹⁾	1.09%
Expense Reimbursement ⁽²⁾	(0.16)%
Total Annual Fund Operating Expenses After Expense Reimbursement⁽²⁾	0.93%

⁽¹⁾ The Total Annual Fund Operating Expenses do not correlate to the ratio of expenses to average net assets as reported in the "Financial Highlights" section of the Prospectus, which reflects the operating expenses of the Fund and does not include Acquired Fund Fees and Expenses.

⁽²⁾ Northern Trust Investments, Inc. ("NTI") has contractually agreed to reimburse a portion of the operating expenses of the Fund so that after such reimbursement the Total Annual Fund Operating Expenses of the Fund (excluding (i) acquired fund fees and expenses; (ii) the compensation paid to each Independent Trustee of the Trust; (iii) expenses of third party consultants engaged by the Board of Trustees; (iv) membership dues paid to the Investment Company Institute and Mutual Fund Directors Forum; (v) expenses in connection with the negotiation and renewal of the revolving credit facility; and (vi) extraordinary expenses and interest) do not exceed 0.91%. NTI has also contractually agreed to reimburse the management fees payable by the Fund in an amount equal to the net management fee NTI earns on the amount invested by the Fund in money market funds managed by NTI. These contractual limitations may not be terminated before July 31, 2025 without the approval of the Fund's Board of Trustees.

EXAMPLE

The following Example is intended to help you compare the cost of investing in the Fund with the cost of investing in other mutual funds. The Example assumes that you invest \$10,000 in the Fund for the time periods indicated and then redeem all of our shares at the end of those periods. The Example also assumes that your investment has a 5% return each year and that the Fund's operating expenses remain the same (taking into account the expense reimbursement arrangement for one year, if applicable). Although your actual costs may be higher or lower, based on these assumptions your costs would be:

	1 Year	3 Years	5 Years	10 Years
Shares Class	\$95	\$331	\$585	\$1,314

PORTFOLIO TURNOVER. The Fund pays transaction costs, such as commissions, when it buys and sells securities (or "turns over" its portfolio). A higher portfolio turnover rate may indicate higher transaction costs and may result in higher taxes when Fund shares are held in a taxable account. These costs, which are not reflected in annual fund operating expenses or in the Example, affect the Fund's performance. During the most recent fiscal year, the Fund's portfolio turnover rate was 56.04% of the average value of its portfolio.

PRINCIPAL INVESTMENT STRATEGIES

In seeking long-term capital appreciation and current income, the Fund will invest, under normal circumstances, at least 80% of its net assets in equity securities of real estate companies and real estate related companies (collectively "real estate companies"). This means that the Fund will concentrate its investments (i.e., invest at least 25% or more of its total assets) in issuers principally engaged in real estate activities. The Fund considers companies to be engaged in real estate activities if they derive a significant portion of their revenues from the ownership, construction, financing, management or sale of commercial, industrial or residential real estate or if they have a significant portion of their assets in these types of real estate-related areas. The Fund will invest in equity-related securities of U.S. and foreign real estate companies. The Fund does not invest directly in real estate.

The Fund's investments in equity-related securities of real estate companies will generally be primarily in securities of companies known as real estate investment trusts ("REITs") or U.S. or non-U.S. REIT-like companies that own and/or manage property. The Fund may invest without limit in the securities of REITs. The Fund may also invest in equity securities of other types of real estate companies including REITs that invest in real estate-related loans and real estate operating companies.

The Fund utilizes a “multi-manager” approach whereby the Fund’s assets are allocated to one or more sub-advisers, in percentages determined at the discretion of NTI. Each sub-adviser acts independently from the others and utilizes its own distinct investment style in selecting securities. However, each sub-adviser must operate within the constraints of the Fund’s investment objective, strategies and restrictions.

When determining the allocations and reallocations to sub-advisers, NTI will consider a variety of factors, including but not limited to the sub-adviser’s style, historical performance, and the characteristics of each sub-adviser’s allocated assets (including capitalization, growth and profitability measures, valuation metrics, economic sector exposures, and earnings and volatility statistics). NTI seeks, through its selection of sub-advisers and its allocation determinations, to reduce portfolio volatility and provide an attractive combination of risk and return for the Fund.

The sub-advisers may engage in active trading, and will not consider portfolio turnover a limiting factor in making decisions for the Fund.

PRINCIPAL RISKS

As with any investment, you could lose all or part of your investment in the Fund, and the Fund’s performance could trail that of other investments. The Fund is subject to certain risks, including the principal risks noted below, any of which may adversely affect the Fund’s net asset value (“NAV”), total return and ability to meet its investment objective. Each risk noted below is considered a principal risk of investing in the Fund, regardless of the order in which it appears. The significance of each risk factor below may change over time and you should review each risk factor carefully.

MARKET RISK is the risk that the value of the Fund’s investments may increase or decrease in response to expected, real or perceived economic, political or financial events in the U.S. or global markets. The frequency and magnitude of such changes in value cannot be predicted. Certain securities and other investments held by the Fund may experience increased volatility, illiquidity, or other potentially adverse effects in response to changing market conditions, inflation, changes in interest rates, lack of liquidity in the bond or equity markets or volatility in the equity markets. Market disruptions caused by local or regional events such as financial institution failures, war, acts of terrorism, the spread of infectious illness (including epidemics and pandemics) or other public health issues, recessions or other events or adverse investor sentiment could have a significant impact on the Fund and its investments. During periods of market disruption or other abnormal market conditions, the Fund’s exposure to risks described elsewhere in this summary will likely increase.

REAL ESTATE SECURITIES CONCENTRATION RISK is the risk that investments in securities of real estate companies will make the Fund more susceptible to risks associated with the ownership of real estate and with the real estate industry in general. Real estate companies may have lower trading volumes and may be subject to more abrupt or erratic price movements than the overall securities markets. The value of real estate securities may underperform other sectors of the economy or broader equity markets. To the extent that the Fund concentrates its investments in the real estate industry, it will be subject to greater risk of loss than if it were diversified across different industries.

REIT RISK is the risk that the Fund’s investments will be affected by factors affecting REITs and the real estate sector generally. Investing in REITs involves certain unique risks in addition to those risks associated with investing in the real estate industry in general. These risks include possible declines in the value of real estate, possible lack of mortgage funds and unexpected vacancies of properties. REITs that invest in real estate mortgages are also subject to prepayment risks. REITs whose underlying properties are concentrated in a particular industry or geographic region are also subject to risks affecting such industries and regions. REITs are also subject to heavy cash flow dependency, defaults by borrowers, self-liquidation, interest rate risks (especially mortgage REITs) and liquidity risk. REITs may have limited financial resources, may trade less frequently and in lower volume, engage in dilutive offerings or become more volatile than other securities. By investing in REITs through the Fund, a shareholder will bear expenses of the REITs in addition to expenses of the Fund. In addition, REITs could possibly fail to (i) qualify for favorable tax treatment under applicable tax law, or (ii) maintain their exemptions from registration under the Investment Company Act of 1940.

FOREIGN SECURITIES RISK is the risk that investing in foreign (non-U.S.) securities may result in the Fund experiencing more rapid and extreme changes in value than a fund that invests exclusively in securities of U.S. companies, due to less liquid markets, and adverse economic, political, diplomatic, financial, and regulatory factors. Foreign governments may impose limitations on foreigners’ ownership of interests in local issuers, restrictions on the ability to repatriate assets, and may also impose taxes. Any of these events could cause the value of the Fund’s investments to decline. Foreign banks, agents and securities depositories that hold the Fund’s foreign assets may be subject to little or no regulatory oversight over, or independent evaluation, of their operations. Additional costs associated with investments in foreign securities may include higher custodial fees than those applicable to domestic custodial arrangements and transaction costs of foreign currency conversions. Unless the Fund has hedged its foreign currency exposure, foreign securities risk also involves the risk

of negative foreign currency rate fluctuations, which may cause the value of securities denominated in such foreign currency (or other instruments through which the Fund has exposure to foreign currencies) to decline in value. Currency exchange rates may fluctuate significantly over short periods of time. Currency hedging strategies, if used, are not always successful. For instance, forward foreign currency exchange contracts, if used by the Fund, could reduce performance if there are unanticipated changes in currency exchange rates.

MULTI-MANAGER RISK is the risk that the sub-advisers' investment styles will not always be complementary or that the investment adviser's allocation of assets amongst sub-advisers will not achieve the intended result, which could negatively impact the performance of the Fund. Sub-advisers make investment decisions independently of one another, and may make decisions that conflict with each other.

MANAGEMENT RISK is the risk that a strategy used by the Fund's investment adviser or sub-advisers may fail to produce the intended results or that imperfections, errors or limitations in the tools and data used by the investment adviser or the sub-advisers may cause unintended results.

SMALL AND MID CAP STOCK RISK is the risk that stocks of small and mid-sized companies may be more volatile than stocks of larger, more established companies. Small and mid-sized companies may have limited product lines or financial resources, may be dependent upon a particular niche of the market, or may be dependent upon a small or inexperienced management group. The securities of small and mid-sized companies may trade less frequently and in lower volume than the securities of larger companies, which could lead to higher transaction costs. Generally, the smaller the company size, the greater the risk.

VALUATION RISK is the risk that the sale price the Fund could receive for a portfolio security may differ from the Fund's valuation of the security, particularly for securities that trade in low volume or volatile markets or that are valued using a fair value methodology. In addition, the value of the securities in the Fund's portfolio may change on days when shareholders will not be able to purchase or sell the Fund's shares.

As with any mutual fund, it is possible to lose money on an investment in the Fund. An investment in the Fund is not a deposit of any bank and is not insured or guaranteed by the Federal Deposit Insurance Corporation, any other government agency, or The Northern Trust Company, its affiliates, subsidiaries or any other bank.

FUND PERFORMANCE

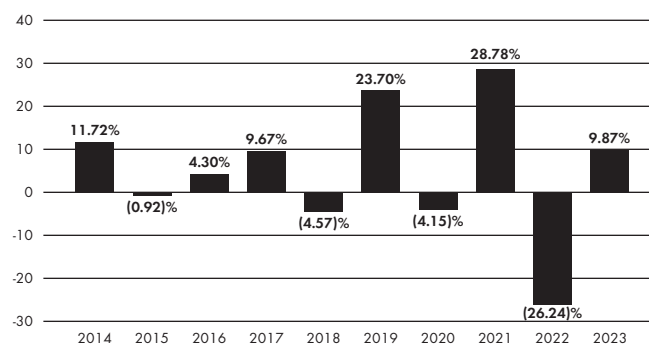
The bar chart and table that follow provide an indication of the risks of investing in the Fund by showing (A) changes in the performance of the Fund from year to year, and (B) how the

average annual total returns of the Fund compare to those of a broad-based securities market index and a style-specific index (one reflecting the market segments in which the Fund invests), in that order.

The Fund's past performance, before and after taxes, is not necessarily an indication of how the Fund will perform in the future.

Updated performance information for the Fund is available and may be obtained on the Fund's website at northerntrust.com/funds or by calling 800-595-9111.

CALENDAR YEAR TOTAL RETURN*



* Year to date total return for the six months ended June 30, 2024 was (3.53)%. For the period shown in the bar chart above, the highest quarterly return was 14.64% in the fourth quarter of 2023, and the lowest quarterly return was (24.87)% in the first quarter of 2020.

AVERAGE ANNUAL TOTAL RETURN

(For the periods ended December 31, 2023)

	1-Year	5-Year	10-Year
Shares Class			
Returns before taxes	9.87%	4.35%	4.10%
Returns after taxes on distributions	8.86%	3.41%	1.69%
Returns after taxes on distributions and sale of Fund shares	6.00%	3.07%	2.49%
MSCI® All Country World Index (reflects no deduction for fees, expenses, or taxes) ⁽¹⁾	22.20%	11.72%	7.93%
FTSE® EPRA® / NAREIT® Developed® Index (reflects no deduction for fees, expenses, or taxes)	9.68%	2.81%	3.57%

⁽¹⁾ Effective July 31, 2024, the Fund changed its broad-based securities market index from the FTSE® EPRA® / NAREIT® Developed® Index to the MSCI® All Country World Index in connection with new regulatory requirements.

After-tax returns are calculated using the historical highest individual federal marginal income tax rates and do not reflect the impact of state and local taxes. Actual after-tax returns depend on an investor's tax situation and may differ from those shown. After-tax returns shown are not relevant to investors who hold their shares through tax-advantaged arrangements, such as 401(k) plans or individual retirement accounts.

In calculating the federal income taxes due on redemptions, capital gains taxes resulting from redemptions are subtracted from the redemption proceeds and the tax benefits from capital losses resulting from the redemptions are added to the redemption proceeds. Under certain circumstances, the addition of the tax benefits from capital losses resulting from redemptions may cause the Returns after taxes on distributions and sale of Fund shares to be greater than the Returns after taxes on distributions or even the Returns before taxes.

MANAGEMENT

INVESTMENT ADVISER, PORTFOLIO MANAGER AND SUB-ADVISERS. NTI, an indirect subsidiary of Northern Trust Corporation, serves as the investment adviser of the Multi-Manager Global Real Estate Fund.

Kelly Finegan, a Senior Vice President of NTI, and Jim Hardman, a Vice President of NTI, have been managers of the Fund since May 2023. Janus Henderson Investors US LLC and Massachusetts Financial Services Company each serves as a sub-adviser of the Fund. From time to time, the Fund may have little or no assets allocated to any one particular sub-adviser in light of economic or other conditions, as determined by NTI in its sole discretion. The Northern Trust Company, an affiliate of NTI, serves as transfer agent, custodian and sub-administrator to the Fund.

PURCHASE AND SALE OF FUND SHARES

You may purchase Shares Class shares of the Fund by opening an account directly with Northern Funds (the “Trust”) with a minimum initial investment of \$2,500 in the Fund (\$500 for an IRA; \$250 under the Automatic Investment Plan; and \$500 for employees of Northern Trust and its affiliates). The minimum subsequent investment is \$50 (except for reinvestments of distributions for which there is no minimum). The Fund reserves the right to waive these minimums. You may also purchase Shares Class shares of the Fund through an account at Northern Trust (or an affiliate) or an authorized intermediary.

If you purchase, sell (redeem) or exchange Shares Class shares through an authorized intermediary, you may be required to pay a commission and/or other forms of compensation to the intermediary. In addition, an authorized intermediary may impose different investment minimums than those set forth above. The Fund is not responsible for any investment minimums imposed by authorized intermediaries or for notifying shareholders of any changes to them.

On any business day, you may sell (redeem) or exchange shares through your account by contacting your Northern Trust account representative or authorized intermediary. If you purchase shares directly from the Trust, you may sell (redeem) or exchange your shares in one of the following ways:

- **By Mail** – Send a written request to: Northern Funds, P.O. Box 75986, Chicago, Illinois 60675-5986.
- **By Telephone** – Authorize the telephone privilege on your New Account Application. Call 800-595-9111 to use the telephone privilege.
- **By Wire** – Authorize wire redemptions on your New Account Application and have proceeds sent by federal wire transfer to a previously designated bank account (the minimum redemption amount by this method is \$250). You will be charged \$15 for each wire redemption unless the designated bank account is maintained at Northern Trust or an affiliated bank. Call 800-595-9111 for instructions.
- **By Systematic Withdrawal** – If you own shares of the Fund with a minimum value of \$10,000, you may elect to have a fixed sum redeemed at regular intervals and distributed in cash or reinvested in one or more other funds of the Trust. Call 800-595-9111 for an application form and additional information. The minimum amount is \$250 per withdrawal.
- **By Exchange** – Complete the Exchange Privilege section of your New Account Application to exchange shares of one fund in the Trust for shares of another fund in the Trust. Shares being exchanged must have a value of at least \$1,000 (\$2,500 if a new account is being established by the exchange, \$500 if the new account is an IRA). Call 800-595-9111 for more information.
- **By Internet** – You may initiate transactions between Northern Trust banking and Fund accounts by using Northern Trust Private Passport. For details and to sign up for this service, go to northerntrust.com/funds or contact your Relationship Manager.

TAX INFORMATION

The Fund’s distributions are generally taxable to you as ordinary income, qualified dividend income, capital gains, section 199A dividends, or a combination of the four, unless you are investing through a tax-exempt or tax-advantaged arrangement, such as a 401(k) plan or an individual retirement account. Distributions may be taxable upon withdrawal from tax-advantaged accounts.

PAYMENTS TO BROKERS-DEALERS AND OTHER FINANCIAL INTERMEDIARIES

If you purchase the Fund through a broker-dealer or other financial intermediary (such as a bank), the Fund and its related companies may pay the intermediary for the sale of Fund shares and related services. These payments may create a conflict of interest by influencing the broker-dealer or other intermediary and your salesperson to recommend the Fund over another investment. Ask your salesperson or visit your financial intermediary’s website for more information.

INVESTMENT OBJECTIVE

The Fund seeks total return consisting of a combination of income and capital appreciation.

FEES AND EXPENSES OF THE FUND

This table describes the fees and expenses that you may pay if you buy, hold, and sell shares of the Fund. You may be required to pay commissions and/or other forms of compensation to a financial intermediary for transactions in Shares Class shares, which are not reflected in the tables or the examples below.

Shareholder Fees (fees paid directly from your investment)

Maximum Sales Charge (Load) Imposed on Purchases (as a percentage of offering price)	None
--	------

Redemption Fee (30 days or less after purchase) (as a percentage of amount redeemed, if applicable)	2.00%
---	-------

Annual Fund Operating Expenses (expenses that you pay each year as a percentage of the value of your investment)

	Shares Class
Management Fees ⁽¹⁾	0.65%
Other Expenses	0.11%
Transfer Agent Fees	0.04%
Other Operating Expenses	0.07%
Acquired Fund Fees & Expenses ⁽²⁾	0.01%
Total Annual Fund Operating Expenses⁽²⁾	0.77%
Expense Reimbursement ⁽³⁾	(0.09)%
Total Annual Fund Operating Expenses After Expense Reimbursement⁽³⁾	0.68%

⁽¹⁾ "Management Fees" have been restated to reflect current fees.

⁽²⁾ The Total Annual Fund Operating Expenses may not correlate to the ratio of expenses to average net assets as reported in the "Financial Highlights" section of the Prospectus, which reflects the operating expenses of the Fund and does not include Acquired Fund Fees and Expenses.

⁽³⁾ Northern Trust Investments, Inc. ("NTI") has contractually agreed to reimburse a portion of the operating expenses of the Fund so that after such reimbursement the Total Annual Fund Operating Expenses of the Fund (excluding (i) acquired fund fees and expenses; (ii) the compensation paid to each Independent Trustee of the Trust; (iii) expenses of third party consultants engaged by the Board of Trustees; (iv) membership dues paid to the Investment Company Institute and Mutual Fund Directors Forum; (v) expenses in connection with the negotiation and renewal of the revolving credit facility; and (vi) extraordinary expenses and interest) do not exceed 0.67%. NTI has also contractually agreed to reimburse the management fees payable by the Fund in an amount equal to the net management fee NTI earns on the amount invested by the Fund in money market funds managed by NTI. These contractual limitations may not be terminated before July 31, 2025 without the approval of the Fund's Board of Trustees.

EXAMPLE

The following Example is intended to help you compare the cost of investing in the Fund with the cost of investing in other mutual funds.

The Example assumes that you invest \$10,000 in the Fund for the time periods indicated and then redeem all of your shares at the end of those periods. The Example also assumes that your investment has a 5% return each year and that the Fund's operating expenses remain the same (taking into account the expense reimbursement arrangement for one year, if applicable). Although your actual costs may be higher or lower, based on these assumptions your costs would be:

	1 Year	3 Years	5 Years	10 Years
Shares Class	\$69	\$237	\$419	\$946

PORTFOLIO TURNOVER. The Fund pays transaction costs, such as commissions, when it buys and sells securities (or "turns over" its portfolio). A higher portfolio turnover rate may indicate higher transaction costs and may result in higher taxes when Fund shares are held in a taxable account. These costs, which are not reflected in annual fund operating expenses or in the Example, affect the Fund's performance. During the most recent fiscal year, the Fund's portfolio turnover rate was 44.77% of the average value of its portfolio.

PRINCIPAL INVESTMENT STRATEGIES

In seeking to achieve its investment objective, the Fund will invest, under normal circumstances, at least 80% of its net assets in bonds and other fixed-income securities that are rated below investment grade (commonly referred to as "junk bonds"). These may include:

- Obligations of U.S. and foreign corporations and banks;
- Senior and subordinated bonds and debentures;
- Zero coupon, pay-in-kind and capital appreciation bonds;
- Convertible securities, preferred stock, structured securities; and
- Loans and loan participations.

The sub-advisers may shift the Fund's assets among various types of securities based upon changing market conditions, yield differences and the credit-worthiness of issuers among other things.

Lower quality securities or below-investment grade securities are rated BB, Ba or lower by a Nationally Recognized Statistical Rating Organization ("NRSRO"), or unrated securities determined to be of comparable quality by one or more of the Fund's sub-advisers. Credit ratings are determined at the time of purchase. There is no minimum rating for a security purchased or held by the Fund, and the Fund may purchase securities that are in default. The Fund does not have any portfolio maturity limitation, and may invest its assets from time to time primarily in instruments with short, medium or long maturities.

Although the Fund primarily invests in the debt obligations of domestic issuers, it may invest in debt obligations of foreign issuers. The Fund's investments in foreign issuers together with notional underlying foreign currency exposure are not expected to exceed 30%.

The Fund may invest up to 15% of its net assets in "illiquid investments," i.e. those that the Fund reasonably expects cannot be sold or disposed of in current market conditions within seven calendar days or less without the sale or disposition significantly changing the market value of the investment. The Fund may also invest in securities that are subject to resale restrictions such as those contained in Rule 144A promulgated under the Securities Act of 1933.

The Fund utilizes a "multi-manager" approach whereby the Fund's assets are allocated to one or more sub-advisers, in percentages determined at the discretion of NTI. Each sub-adviser acts independently from the others and utilizes its own distinct investment style in selecting securities. However, each sub-adviser must operate within the constraints of the Fund's investment objective, strategies and restrictions.

When determining the allocations and reallocations to sub-advisers, NTI will consider a variety of factors, including but not limited to the sub-adviser's investment approach, historical performance, and the characteristics of each sub-adviser's allocated assets (including duration, credit quality, average maturity, industry and geographic region). NTI seeks, through its selection of sub-advisers and its allocation determinations, to reduce portfolio volatility and provide an attractive combination of risk and return for the Fund.

From time to time the Fund may have a focused investment (i.e., investment exposure comprising more than 15% of its total assets) in one or more particular sectors. As of March 31, 2024, the Fund had a focused investment in the industrials sector.

The sub-advisers may engage in active trading, and will not consider portfolio turnover a limiting factor in making decisions for the Fund.

PRINCIPAL RISKS

As with any investment, you could lose all or part of your investment in the Fund, and the Fund's performance could trail that of other investments. The Fund is subject to certain risks, including the principal risks noted below, any of which may adversely affect the Fund's net asset value ("NAV"), total return and ability to meet its investment objective. Each risk noted below is considered a principal risk of investing in the Fund, regardless of the order in which it appears. The significance of each risk factor below may change over time and you should review each risk factor carefully.

MARKET RISK is the risk that the value of the Fund's investments may increase or decrease in response to expected,

real or perceived economic, political or financial events in the U.S. or global markets. The frequency and magnitude of such changes in value cannot be predicted. Certain securities and other investments held by the Fund may experience increased volatility, illiquidity, or other potentially adverse effects in response to changing market conditions, inflation, changes in interest rates, lack of liquidity in the bond or equity markets or volatility in the equity markets. Market disruptions caused by local or regional events such as financial institution failures, war, acts of terrorism, the spread of infectious illness (including epidemics and pandemics) or other public health issues, recessions or other events or adverse investor sentiment could have a significant impact on the Fund and its investments. During periods of market disruption or other abnormal market conditions, the Fund's exposure to risks described elsewhere in this summary will likely increase.

HIGH-YIELD RISK is the risk that the Fund's below-investment grade fixed-income securities, sometimes known as "junk bonds," will be subject to greater credit risk, price volatility and risk of loss than investment grade securities, which can adversely impact the Fund's return and NAV. High yield securities are considered highly speculative and are subject to the increased risk of an issuer's inability to make principal and interest payments.

CREDIT (OR DEFAULT) RISK is the risk that the inability or unwillingness of an issuer or guarantor of a fixed-income security, or a counterparty to a repurchase or other transaction, to meet its principal or interest payments or other financial obligations in a timely manner will adversely affect the value of the Fund's investments and its returns. Changes in an issuer's financial strength, the market's perception of an issuer's creditworthiness, or in the credit rating of the issuer or the security may also affect the value of the Fund's investment in that issuer.

RESTRICTED SECURITIES RISK is the risk that limitations on the resale of restricted securities or other securities exempt from certain registration requirements, such as Rule 144A securities, may have an adverse effect on their marketability and may prevent the Fund from disposing of them promptly or at desirable prices. There can be no assurance that a trading market will exist at any time for any particular restricted security. Transaction costs may be higher for restricted securities and such securities may be difficult to value and may have significant volatility.

LIQUIDITY RISK is the risk that certain securities may be less liquid than others or may be deemed illiquid in certain instances where a sub-adviser to the Fund may receive material non-public information of a company because one of the sub-adviser's employees, such as a portfolio manager to the Fund, sits on the company's board of directors, which may make them difficult or impossible to sell at the time and the price that the Fund would like and the Fund may have to lower the price,

sell other securities instead or forgo an investment opportunity, adversely affecting the value of the Fund's investments and its returns. In addition, less liquid securities may be more difficult to value and markets may become less liquid when there are fewer interested buyers or sellers or when dealers are unwilling or unable to make a market for certain securities, and if the Fund is forced to sell these investments to meet redemption requests or for other cash needs, the Fund may suffer a loss. Banking regulations may also cause certain dealers to reduce their inventories of certain securities, which may further decrease the Fund's ability to buy or sell such securities. All of these risks may increase during periods of market turmoil and could have a negative effect on the Fund's performance.

LOAN RISK is the risk that loans may be unrated, less liquid and more difficult to value than traditional debt securities. Loans may be made to finance highly leveraged corporate operations or acquisitions. The highly leveraged capital structure of the borrowers in such transactions may make such loans especially vulnerable to adverse changes in financial, economic or market conditions. Loans generally are subject to restrictions on transfer, and only limited opportunities may exist to sell such loans in secondary markets. As a result, the Fund may be unable to sell loans at a desired time or price. Extended trade settlement periods for certain loans may result in cash not being immediately available to the Fund upon sale of the loan. As a result, the Fund may have to sell other investments with shorter settlement periods or engage in borrowing transactions to raise cash to meet its obligations. Loans are also subject to the risk of price declines and to increases in prevailing interest rates, although the floating rate loans in which the Fund generally invests are substantially less exposed to this risk than fixed-rate debt instruments. If the Fund acquires only an assignment or a participation in a loan made by a third party, the Fund may not be able to control amendments, waivers or the exercise of any remedies that a lender would have under a direct loan and may assume liability as a lender. In addition, loans held by the Fund may not be considered "securities" under the federal securities laws and therefore the Fund may not receive the same investor protections with respect to such investments that are available to purchasers of investments that are considered "securities" under the federal securities laws. The Fund may experience relatively greater difficulty or delays in enforcing its rights on its holdings of covenant lite loans than its holdings of loans or securities with financial maintenance covenants, which may result in losses to the Fund, especially during a downturn in the credit cycle.

LOAN PARTICIPATIONS RISK A loan participation agreement involves the purchase of a share of a loan made by a bank to a company in return for a corresponding share of a borrower's principal and interest payments. The principal risk associated with acquiring loan participation interests is the credit risk associated with the underlying corporate borrower. There is

also a risk that there may not be a readily available market for loan participation interests and, in some cases, this could result in the Fund disposing of such securities at a substantial discount from face value or holding such securities until maturity.

MULTI-MANAGER RISK is the risk that the sub-advisers' investment styles will not always be complementary or that the investment adviser's allocation of assets amongst sub-advisers will not achieve the intended result, which could negatively impact the performance of the Fund. Sub-advisers make investment decisions independently of one another, and may make decisions that conflict with each other.

MANAGEMENT RISK is the risk that a strategy used by the Fund's investment adviser or sub-advisers may fail to produce the intended results or that imperfections, errors or limitations in the tools and data used by the investment adviser or the sub-advisers may cause unintended results.

INTEREST RATE RISK is the risk that during periods of rising interest rates, the market value of a Fund's securities will tend to be lower than prevailing market rates and in periods of falling interest rates, the market value of a Fund's securities will tend to be higher. A Fund's yield will vary as short-term securities in its portfolio mature and the proceeds are reinvested in securities with different interest rates. In general, securities with longer maturities or durations are more sensitive to interest rate changes. A general rise in interest rates may cause investors to move out of fixed income securities on a large scale, which could adversely affect the price and liquidity of fixed income securities and could also result in increased redemptions for the Fund. During periods when inflation rates are high or rising, or during periods of low interest rates, the Fund may be subject to a greater risk of rising interest rates. Changing interest rates may have unpredictable effects on the markets and the Fund's investments, may result in heightened market volatility, may impact the liquidity of fixed-income securities and of the Fund, and may detract from Fund performance.

VALUATION RISK is the risk that the sale price the Fund could receive for a portfolio security may differ from the Fund's valuation of the security, particularly for securities that trade in low volume or volatile markets or that are valued using a fair value methodology. In addition, the value of the securities in the Fund's portfolio may change on days when shareholders will not be able to purchase or sell the Fund's shares.

SOVEREIGN DEBT RISK is the risk that the Fund may invest in securities issued or guaranteed by foreign governmental entities (known as sovereign debt securities). These investments are subject to the risk of payment delays or defaults, due, for example, to cash flow problems, insufficient foreign currency reserves, political considerations, large debt positions relative to the country's economy or failure to implement economic

reforms. There is no legal or bankruptcy process for collecting sovereign debt.

ZERO COUPON OR PAY-IN-KIND SECURITIES RISK The value, interest rates, and liquidity of non-cash paying instruments, such as zero coupon and pay-in-kind securities, are subject to greater fluctuation than other types of securities. The higher yields and interest rates on pay-in-kind securities reflect the payment deferral and increased credit risk associated with such instruments and that such investments may represent a higher credit risk than loans that periodically pay interest.

CONVERTIBLE SECURITIES RISK The market values of convertible securities are affected by market interest rates, the risk of actual issuer default on interest or principal payments and the value of the underlying common stock into which the convertible security may be converted. Additionally, a convertible security is subject to the same types of market and issuer risks as apply to the underlying common stock. Certain convertible securities are subject to involuntary conversions and may undergo principal write-downs upon the occurrence of triggering events, and, as a result, are subject to an increased risk of loss. Convertible securities may be rated below investment grade.

PREFERRED SECURITIES RISK Preferred securities are subject to issuer-specific and market risks applicable generally to equity securities. Preferred securities also may be subordinated to bonds or other debt instruments, subjecting them to a greater risk of non-payment, may be less liquid than many other securities, such as common stocks, and generally offer no voting rights with respect to the issuer.

SECTOR RISK is the risk that companies in similar businesses may be similarly affected by particular economic or market events, which may, in certain circumstances, cause the value of securities of all companies in a particular sector of the market to decrease.

▪ **INDUSTRIALS SECTOR RISK** is the risk that companies in the industrials sector may be significantly affected by, among other things, worldwide economic growth, supply and demand for specific products and services, rapid technological developments, international political and economic developments, environmental issues, and tax and governmental regulatory policies.

DEBT EXTENSION RISK is the risk that when interest rates rise an issuer will exercise its right to pay principal on certain debt securities held by the Fund later than expected. This will cause the value of the security, and the Fund's NAV, to decrease, and the Fund may lose opportunities to invest in higher yielding securities.

FOREIGN SECURITIES RISK is the risk that investing in foreign (non-U.S.) securities may result in the Fund experiencing more rapid and extreme changes in value than a fund that invests exclusively in securities of U.S. companies, due to less liquid markets, and adverse economic, political, diplomatic, financial,

and regulatory factors. Foreign governments may impose limitations on foreigners' ownership of interests in local issuers, restrictions on the ability to repatriate assets, and may also impose taxes. Any of these events could cause the value of the Fund's investments to decline. Foreign banks, agents and securities depositories that hold the Fund's foreign assets may be subject to little or no regulatory oversight over, or independent evaluation, of their operations. Additional costs associated with investments in foreign securities may include higher custodial fees than those applicable to domestic custodial arrangements and transaction costs of foreign currency conversions. Unless the Fund has hedged its foreign currency exposure, foreign securities risk also involves the risk of negative foreign currency rate fluctuations, which may cause the value of securities denominated in such foreign currency (or other instruments through which the Fund has exposure to foreign currencies) to decline in value. Currency exchange rates may fluctuate significantly over short periods of time. Currency hedging strategies, if used, are not always successful. For instance, forward foreign currency exchange contracts, if used by the Fund, could reduce performance if there are unanticipated changes in currency exchange rates.

PREPAYMENT (OR CALL) RISK is the risk that an issuer could exercise its right to pay principal on callable debt securities held by the Fund earlier than expected. Issuers may be more likely to prepay when interest rates fall, when credit spreads change, or when an issuer's credit quality improves. If this happens, the Fund will not benefit from the rise in the market price of the securities that normally accompanies a decline in interest rates, and will be forced to reinvest prepayment proceeds in lower yielding securities, which may reduce the Fund's returns. The Fund may also lose any premium it paid to purchase the securities.

STRUCTURED SECURITIES RISK is the risk that structured securities may be more volatile, less liquid and more difficult to price accurately than less complex securities due to their derivative nature. As a result, investments in structured securities may adversely affect the Fund's NAV. In some cases, it is possible that the Fund may suffer a total loss on its investment in a structured security. In addition, the performance and payment of principal and interest of a structured security is tied to that of a reference obligation. Accordingly, risks of structured securities also include those risks associated with the underlying reference obligation including, but not limited to, market risk, interest rate risk, credit risk, default risk and foreign currency risk.

As with any mutual fund, it is possible to lose money on an investment in the Fund. An investment in the Fund is not a deposit of any bank and is not insured or guaranteed by the Federal Deposit Insurance Corporation, any other government agency, or The Northern Trust Company, its affiliates, subsidiaries or any other bank.

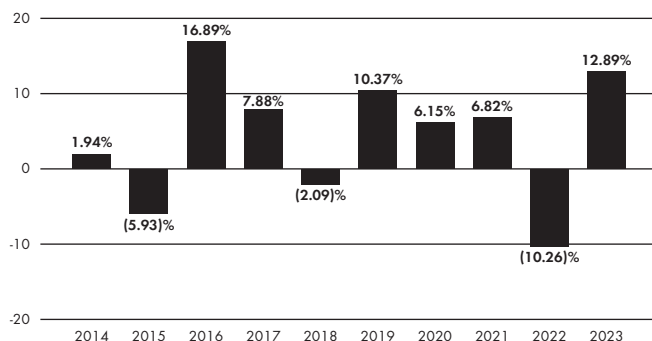
FUND PERFORMANCE

The bar chart and table that follow provide an indication of the risks of investing in the Fund by showing (A) changes in the performance of the Fund from year to year, and (B) how the average annual total returns of the Fund compare to those of a broad-based securities market index and a style-specific index (one reflecting the market segments in which the Fund invests), in that order.

The Fund's past performance, before and after taxes, is not necessarily an indication of how the Fund will perform in the future.

Updated performance information for the Fund is available and may be obtained on the Fund's website at northerntrust.com/funds or by calling 800-595-9111.

CALENDAR YEAR TOTAL RETURN*



* Year to date total return for the six months ended June 30, 2024 was 2.20%. For the period shown in the bar chart above, the highest quarterly return was 9.60% in the second quarter of 2020, and the lowest quarterly return was (14.45)% in the first quarter of 2020.

AVERAGE ANNUAL TOTAL RETURN

(For the periods ended December 31, 2023)

	1-Year	5-Year	10-Year
Shares Class			
Returns before taxes	12.89%	4.86%	4.15%
Returns after taxes on distributions	9.65%	2.18%	1.50%
Returns after taxes on distributions and sale of Fund shares	7.65%	2.57%	1.97%
Bloomberg Universal Index (reflects no deduction for fees, expenses, or taxes) ⁽¹⁾	6.17%	1.44%	2.08%
ICE BofA U.S. High Yield Constrained Index (reflects no deduction for fees, expenses, or taxes)	13.47%	5.19%	4.51%

⁽¹⁾ Effective July 31, 2024, the Fund changed its broad-based securities market index from the ICE BofA U.S. High Yield Constrained Index to the Bloomberg Universal Index in connection with new regulatory requirements.

After-tax returns are calculated using the historical highest individual federal marginal income tax rates and do not reflect the impact of

state and local taxes. Actual after-tax returns depend on an investor's tax situation and may differ from those shown. After-tax returns shown are not relevant to investors who hold their shares through tax-advantaged arrangements, such as 401(k) plans or individual retirement accounts.

In calculating the federal income taxes due on redemptions, capital gains taxes resulting from redemptions are subtracted from the redemption proceeds and the tax benefits from capital losses resulting from the redemptions are added to the redemption proceeds. Under certain circumstances, the addition of the tax benefits from capital losses resulting from redemptions may cause the Returns after taxes on distributions and sale of Fund shares to be greater than the Returns after taxes on distributions or even the Returns before taxes.

MANAGEMENT

INVESTMENT ADVISER, PORTFOLIO MANAGER AND SUB-ADVISERS.

NTI, an indirect subsidiary of Northern Trust Corporation, serves as the investment adviser of the Multi-Manager High Yield Opportunity Fund. Luis Diez, a Senior Vice President of NTI, and Neal Barrett, a Vice President of NTI, have been managers of the Fund since May 2023. BlackRock Investment Management, LLC, Nomura Corporate Research and Asset Management Inc. and Polen Capital Credit, LLC each serves as a sub-adviser of the Fund. From time to time, the Fund may have little or no assets allocated to any one particular sub-adviser in light of economic or other conditions, as determined by NTI in its sole discretion. The Northern Trust Company, an affiliate of NTI, serves as transfer agent, custodian and sub-administrator to the Fund.

PURCHASE AND SALE OF FUND SHARES

You may purchase Shares Class shares of the Fund by opening an account directly with Northern Funds (the "Trust") with a minimum initial investment of \$2,500 in the Fund (\$500 for an IRA; \$250 under the Automatic Investment Plan; and \$500 for employees of Northern Trust and its affiliates). The minimum subsequent investment is \$50 (except for reinvestments of distributions for which there is no minimum). The Fund reserves the right to waive these minimums. You may also purchase Shares Class shares of the Fund through an account at Northern Trust (or an affiliate) or an authorized intermediary.

If you purchase, sell (redeem) or exchange Shares Class shares through an authorized intermediary, you may be required to pay a commission and/or other forms of compensation to the intermediary. In addition, an authorized intermediary may impose different investment minimums than those set forth above. The Fund is not responsible for any investment minimums imposed by authorized intermediaries or for notifying shareholders of any changes to them.

On any business day, you may sell (redeem) or exchange shares through your account by contacting your Northern Trust account representative or authorized intermediary. If you

purchase shares directly from the Trust, you may sell (redeem) or exchange your shares in one of the following ways:

- By Mail – Send a written request to: Northern Funds, P.O. Box 75986, Chicago, Illinois 60675-5986.
- By Telephone – Authorize the telephone privilege on your New Account Application. Call 800-595-9111 to use the telephone privilege.
- By Wire – Authorize wire redemptions on your New Account Application and have proceeds sent by federal wire transfer to a previously designated bank account (the minimum redemption amount by this method is \$250). You will be charged \$15 for each wire redemption unless the designated bank account is maintained at Northern Trust or an affiliated bank. Call 800-595-9111 for instructions.
- By Systematic Withdrawal – If you own shares of the Fund with a minimum value of \$10,000, you may elect to have a fixed sum redeemed at regular intervals and distributed in cash or reinvested in one or more other funds of the Trust. Call 800-595-9111 for an application form and additional information. The minimum amount is \$250 per withdrawal.
- By Exchange – Complete the Exchange Privilege section of your New Account Application to exchange shares of one fund in the Trust for shares of another fund in the Trust. Shares being exchanged must have a value of at least \$1,000 (\$2,500 if a new account is being established by the exchange, \$500 if the new account is an IRA). Call 800-595-9111 for more information.
- By Internet – You may initiate transactions between Northern Trust banking and Fund accounts by using Northern Trust Private Passport. For details and to sign up for this service, go to northerntrust.com/funds or contact your Relationship Manager.

TAX INFORMATION

The Fund's distributions are generally taxable to you as ordinary income, capital gains, or a combination of the two, unless you are investing through a tax-exempt or tax-advantaged arrangement, such as a 401(k) plan or an individual retirement account. Distributions may be taxable upon withdrawal from tax-advantaged accounts.

PAYMENTS TO BROKERS-DEALERS AND OTHER FINANCIAL INTERMEDIARIES

If you purchase the Fund through a broker-dealer or other financial intermediary (such as a bank), the Fund and its related companies may pay the intermediary for the sale of Fund shares and related services. These payments may create a conflict of interest by influencing the broker-dealer or other intermediary and your salesperson to recommend the Fund over another investment. Ask your salesperson or visit your financial intermediary's website for more information.

This Prospectus describes thirty seven funds (each a “Fund” and collectively, the “Funds”), which are currently offered by Northern Funds (the “Trust”).

The Income Equity Fund, International Equity Fund, Large Cap Core Fund, Large Cap Value Fund, Small Cap Value Fund, Small Cap Core Fund, Global Tactical Asset Allocation Fund and U.S. Quality ESG Fund are collectively referred to as the “Equity Funds.” The Emerging Markets Equity Index Fund, Global Real Estate Index Fund, Global Sustainability Index Fund, International Equity Index Fund, Mid Cap Index Fund, Small Cap Index Fund and Stock Index Fund are collectively referred to as the “Equity Index Funds.”

The Bond Index Fund, Core Bond Fund, Fixed Income Fund, High Yield Fixed Income Fund, Short Bond Fund, Limited Term U.S. Government Fund, Tax-Advantaged Ultra-Short Fixed Income Fund, Ultra-Short Fixed Income Fund, U.S. Government Fund and U.S. Treasury Index Fund are collectively referred to as the “Fixed Income Funds.” The Arizona Tax-Exempt Fund, California Intermediate Tax-Exempt Fund, California Tax-Exempt Fund, High Yield Municipal Fund, Intermediate Tax-Exempt Fund, Limited Term Tax-Exempt Fund and Tax-Exempt Fund are collectively referred to as the “Tax-Exempt Fixed Income Funds.”

The Active M Emerging Markets Equity Fund, Active M International Equity Fund, Multi-Manager Global Listed Infrastructure Fund, Multi-Manager Global Real Estate Fund and Multi-Manager High Yield Opportunity Fund are collectively referred to as the “Active M/Multi-Manager Funds.”

Northern Trust Investments, Inc. (“NTI” or the “Investment Adviser”), an indirect subsidiary of Northern Trust Corporation, serves as the Investment Adviser of the Funds and is responsible for their overall administration. NTI is located at 50 South LaSalle Street, Chicago, Illinois 60603.

NTI is an Illinois State Banking Corporation and an investment adviser registered under the Investment Advisers Act of 1940, as amended. It primarily manages assets for institutional and individual separately managed accounts, investment companies and bank common and collective funds.

Northern Trust Corporation is regulated by the Board of Governors of the Federal Reserve System as a financial holding company under the U.S. Bank Holding Company Act of 1956, as amended. Unless otherwise indicated, NTI and The Northern Trust Company (“TNTC”) are referred to collectively in this Prospectus as “Northern Trust.”

As of June 30, 2024, Northern Trust Corporation, through its affiliates, had assets under custody of \$13.04 trillion, and assets under investment management of \$1.53 trillion.

Under a Management Agreement with the Trust, on behalf of each Fund other than the Active M/Multi-Manager Funds, the Investment Adviser, subject to the general supervision of the Trust’s Board of Trustees (the “Board”), is responsible for making investment decisions for the Funds and for placing purchase and sale orders for portfolio securities, as well as for providing administration services to the Funds.

INVESTMENT SUB-ADVISERS

The Active M/Multi-Manager Funds are managed by the Investment Adviser and one or more investment sub-advisers unaffiliated with the Investment Adviser (each a “Sub-Adviser” and together, the “Sub-Advisers”). The Investment Adviser has the ultimate responsibility to oversee the Sub-Advisers, and to recommend their hiring, termination, and replacement, subject to approval by the Board. The Investment Adviser is responsible for managing the Active M/Multi-Manager Funds during transition periods in which an existing Sub-Adviser is terminated and a new Sub-Adviser is hired or where assets are reallocated among existing Sub-Advisers. During these transition periods, the Investment Adviser may use the services of a transition manager to facilitate the purchase or sale of an Active M/Multi-Manager Fund’s portfolio holdings. Under a Management Agreement with the Trust, on behalf of each of the Active M/Multi-Manager Funds, the Investment Adviser, subject to the general supervision of the Board, is responsible for: (1) selecting the overall investment strategies of the Active M/Multi-Manager Funds; (2) recommending and selecting Sub-Advisers; (3) allocating and reallocating assets among the Sub-Advisers where an Active M/Multi-Manager Fund has more than one Sub-Adviser; (4) monitoring and evaluating Sub-Adviser performance; (5) implementing procedures to ensure that the Sub-Advisers comply with each Active M/Multi-Manager Fund’s investment objectives, policies and restrictions; and (6) providing administration services to the Active M/Multi-Manager Funds.

The Trust and the Investment Adviser have received an exemptive order from the SEC, on which the Active M/Multi-Manager Funds currently rely, that permits the Investment Adviser to engage or terminate a Sub-Adviser, and to enter into and materially amend an existing Sub-Advisory Agreement, upon the approval of the Trust’s Board, without obtaining shareholder approval. In accordance with a separate exemptive order that the Trust and the Investment Adviser have obtained from the SEC, the Board may approve a new sub-advisory agreement or a material amendment to an existing sub-advisory agreement at a meeting that is not in person, provided that the Trustees are able to participate in the meeting using a means of communication that allows them to hear each other simultaneously during the meeting and the other conditions in the exemptive order are met.

The Sub-Advisers provide investment advisory services to the Funds, except for cash management services, which are provided by the Investment Adviser. The Investment Adviser selects Sub-Advisers based upon the Sub-Adviser's skills in managing assets pursuant to particular investment styles and strategies. The Investment Adviser monitors existing Sub-Advisers based on their investment styles, strategies, and results

in managing assets for specific asset classes. Each Sub-Adviser has discretion to select portfolio securities for its portion of an Active M/Multi-Manager Fund, but must select those securities according to the Fund's investment objectives, strategies and restrictions. The current Sub-Advisers for the Active M/Multi-Manager Funds are set forth under the section entitled "Fund Management."

MANAGEMENT FEES

As compensation for advisory services (asset allocation services for the Global Tactical Asset Allocation Fund) and administration services and the assumption of related expenses, NTI is entitled to a management fee, computed daily and payable monthly, at annual rates. The tables below reflect the aggregate management fees paid by each of the Funds for the fiscal year ended March 31, 2024 after waivers and/or reimbursements (expressed as a percentage of each Fund's respective average daily net assets).

NTI has contractually agreed to reimburse a portion of the operating expenses (other than certain fees and expenses shown in the table under the caption "Fees and Expenses of the Fund" in each Fund's Fund Summary) of each Fund (other than Emerging Markets Equity Index Fund, International Equity Index Fund, Mid Cap Index Fund, Small Cap Index Fund, Stock Index Fund and Bond Index Fund) so that "Total Annual Fund Operating Expenses After Expense Reimbursement" do not exceed the amount shown in the footnote to the table under the caption "Fees and Expenses of the Fund" in each such Fund's Fund Summary. The "Total Annual Fund Operating Expenses After Expense Reimbursement" for a Fund may be higher than the contractual limitation for the Fund as a result of certain excepted expenses that are not reimbursed. The contractual expense reimbursement arrangement is expected to continue until at least July 31, 2025. The contractual expense reimbursement arrangement will continue automatically thereafter for periods of one year (each such one-year period, a "Renewal Year"). The arrangement may be terminated, as to any succeeding Renewal Year, by NTI or a Fund upon 60 days' written notice prior to the end of the current Renewal Year. The Board may terminate the arrangement at any time with respect to a Fund if it determines that it is in the best interests of the Fund and its shareholders.

NTI has contractually agreed to reimburse a portion of the operating expenses of the Emerging Markets Equity Index

Fund, International Equity Index Fund, Mid Cap Index Fund, Small Cap Index Fund, Stock Index Fund and Bond Index Fund (including acquired fund fees and expenses, but excluding extraordinary expenses) so that "Total Annual Fund Operating Expenses After Expense Reimbursement" do not exceed 0.1549%, 0.1049%, 0.1049%, 0.1049%, 0.0549% and 0.0749%, respectively.

NTI has contractually agreed to reimburse the management fees payable by each Fund in an amount equal to the net management fee NTI earns on the amount invested by the Fund in money market mutual funds managed by NTI that comply with Rule 2a-7 under the Investment Company Act of 1940, as amended (the "1940 Act"). With respect to Limited Term U.S. Government Fund, U.S. Government Fund, Short Bond Fund and Fixed Income Fund, NTI also has contractually agreed to reimburse a portion of the operating expenses of the Fund or Class in an amount equal to the acquired fund fees and expenses arising from the Fund's investment in other non-money market mutual funds or exchange-traded funds managed by NTI.

Service providers to a Fund, including the Fund's adviser and/or its affiliates, may, from time to time, voluntarily waive all or a portion of any fees to which they are entitled and/or reimburse certain expenses. Any such additional expense reimbursement or fee waiver would be voluntary and could be implemented, increased or decreased, or discontinued at any time without notice.

A discussion regarding the Board of Trustees' basis for its most recent approval of the Funds' Management Agreements and Sub-Advisory Agreements, as applicable, is available in the Funds' semi-annual report to shareholders for the six-month period ending September 30, 2023.

Fund	Aggregate Management Fees Paid for Fiscal Year Ended 3/31/24 after waivers and/or reimbursements, if any
GLOBAL TACTICAL ASSET ALLOCATION	0.10%
INTERNATIONAL EQUITY	0.32%
LARGE CAP CORE	0.34%
LARGE CAP VALUE	0.34%
SMALL CAP VALUE	0.80%
EMERGING MARKETS EQUITY INDEX	0.00%
GLOBAL REAL ESTATE INDEX	0.39%
INTERNATIONAL EQUITY INDEX	0.04%
MID CAP INDEX	0.03%
SMALL CAP INDEX	0.03%
STOCK INDEX	0.00%

Fund	Aggregate Management Fees Paid for Fiscal Year Ended 3/31/24 after waivers and/or reimbursements, if any
SMALL CAP CORE	0.42%
U.S. QUALITY ESG	0.32%
GLOBAL SUSTAINABILITY INDEX	0.18%
BOND INDEX	0.01%
U.S. TREASURY INDEX	0.02%
INCOME EQUITY	0.32%
ACTIVE M EMERGING MARKETS EQUITY	0.78%
ACTIVE M INTERNATIONAL EQUITY	0.75%
MULTI-MANAGER GLOBAL LISTED INFRASTRUCTURE	0.85%
MULTI-MANAGER GLOBAL REAL ESTATE	0.73%
CORE BOND	0.28%
FIXED INCOME	0.37%
HIGH YIELD FIXED INCOME	0.54%
SHORT BOND	0.33%
LIMITED TERM U.S. GOVERNMENT	0.17%
TAX-ADVANTAGED ULTRA-SHORT FIXED INCOME	0.20%
ULTRA-SHORT FIXED INCOME	0.20%
U.S. GOVERNMENT	0.18%
ARIZONA TAX-EXEMPT	0.24%
CALIFORNIA INTERMEDIATE TAX-EXEMPT	0.36%
CALIFORNIA TAX-EXEMPT	0.33%
HIGH YIELD MUNICIPAL	0.51%
INTERMEDIATE TAX-EXEMPT	0.39%
LIMITED TERM TAX-EXEMPT	0.38%
TAX-EXEMPT	0.38%
MULTI-MANAGER HIGH YIELD OPPORTUNITY	0.62%

Effective July 31, 2023, the management fee for Multi-Manager High Yield Opportunity Fund is calculated as the annual rate of 0.65% of the first \$1.5 billion, 0.631% of the next \$1 billion and 0.612% of the amount over \$2.5 billion of the Fund's assets. Prior to July 31, 2023, the management fee for Multi-Manager High Yield Opportunity Fund was calculated as the annual rate of 0.83% of the first \$1.5 billion, 0.805% of the next \$1 billion and 0.781% of the amount over \$2.5 billion of the Fund's assets.

Unless otherwise provided below, for any Fund with more than one manager, each manager has full and joint responsibility for managing the Fund with no restrictions or limitations on such manager's role.

EQUITY AND EQUITY INDEX FUNDS

The managers for the **Global Tactical Asset Allocation Fund** are Timothy Johnson, Senior Vice President of NTI, Anwiti Bahuguna, PhD, Executive Vice President of NTI, and Daniel Ballantine, Vice President of NTI. Mr. Johnson has been a manager of the Fund since July 2022. Ms. Bahuguna and Mr. Ballantine have been managers of the Fund since December 2023. Mr. Johnson joined NTI in January 2022, where he is the Head of Portfolio Solutions and a member of the Fixed Income Strategy Committee. Prior to joining Northern Trust, Mr. Johnson led various portfolio management teams at BNP Paribas Asset Management and held senior portfolio management positions at BlackRock and De Nederlandsche Bank. Ms. Bahuguna is Chief Investment Officer of Global Asset Allocation at NTI. Prior to joining NTI in September 2023, Ms. Bahuguna was head of multi-asset strategy for the Global Asset Allocation Team at Columbia Threadneedle Investments and was the lead portfolio manager for the Columbia Threadneedle Investments asset allocation funds and separately managed accounts. Ms. Bahuguna earned her PhD in economics at Northeastern University in 1998. Mr. Ballantine joined NTI in 2015, where he is a Portfolio Manager on the Global Asset Allocation Team.

The managers for the **Income Equity Fund** are Sridhar Kancharla, CFA, Reed A. LeMar, CFA, and Jeffrey D. Sampson, CFA, each a Senior Vice President of NTI. Messrs. LeMar and Sampson have been managers of the Fund since July 2017. Mr. Kancharla has been a manager of the Fund since July 2018. Mr. Kancharla joined NTI in 2007 and is a senior portfolio manager and researcher in the quantitative active equity team. He is responsible for research and implementation of several quantitative equity strategies. Mr. Kancharla is also a portfolio manager of the International Equity Fund, Large Cap Core Fund, Large Cap Value Fund, Small Cap Core Fund, and Small Cap Value Fund. Mr. LeMar joined NTI in 2007 and serves as a portfolio manager on the global equity team. Mr. LeMar is also a portfolio manager of the International Equity Fund, Large Cap Core Fund, Small Cap Core Fund, and Small Cap Value Fund. Mr. Sampson joined NTI in 2006 and serves as a portfolio manager on the global equity team. Mr. Sampson is a CFA charterholder. Mr. Sampson is also a portfolio manager of the U.S. Quality ESG Fund.

The managers for the **International Equity Fund** and **Large Cap Core Fund** are Mark C. Sodergren, CFA, Sridhar Kancharla, CFA, and Reed A. LeMar, CFA, each a Senior Vice President of NTI. Messrs. Sodergren, Kancharla, and LeMar have been managers of the International Equity Fund since January 2017, July 2024, and July 2024, respectively. Messrs. Sodergren,

Kancharla, and LeMar have also been managers of the Large Cap Core Fund since July 2011, July 2024, and July 2024, respectively. Mr. Sodergren joined NTI in 2007 and is the head of the quantitative equity portfolio management team and responsible for research and implementation of several quantitative equity strategies. Mr. Sodergren is also a portfolio manager of the Large Cap Value Fund. More information for Messrs. Kancharla and LeMar is provided above.

The managers for the **Large Cap Value Fund** are Mark C. Sodergren, CFA, Senior Vice President of NTI, Sridhar Kancharla, CFA, Senior Vice President of NTI, and Jiemin Xu, CFA, Vice President of NTI. Messrs. Sodergren and Kancharla and Ms. Xu have been managers of the Fund since June 2014, July 2015, and July 2024, respectively. Ms. Xu has managed the Fund since July 2024. Ms. Xu joined NTI in 2016, where she is a Portfolio Manager on Northern's quantitative active equity team. More information for Messrs. Sodergren and Kancharla is provided above.

The managers for the **Small Cap Value Fund** and **Small Cap Core Fund** are Robert H. Bergson, CFA, Senior Vice President of NTI, Michael R. Hunstad, PhD, Executive Vice President of NTI, Sridhar Kancharla, CFA, Senior Vice President of NTI, and Reed A. LeMar, CFA, Senior Vice President of NTI. Messrs. Bergson, Hunstad, Kancharla, and LeMar have been managers of the Small Cap Value Fund since July 2001, July 2020, July 2024, and July 2024, respectively. Messrs. Bergson, Hunstad, Kancharla, and LeMar have also been the portfolio managers of the Small Cap Core Fund since February 2010, July 2020, July 2024, and July 2024, respectively. Mr. Bergson joined NTI in 1997 and has managed various equity portfolios. Mr. Hunstad joined NTI in 2012 and is the head of quantitative strategies and responsible for all quantitative equity research, strategies, and quantitative equity portfolio management activities. More information about Messrs. Kancharla and LeMar is provided above.

The managers for the **U.S. Quality ESG Fund** are Jeffrey D. Sampson, CFA and Peter M. Zymali, CFP®, each a Senior Vice President of NTI. Messrs. Sampson and Zymali have been managers of the Fund since its inception. Mr. Zymali is a Vice President on NTI's Global Equity team and has been on the Global Equity team since 2007. Mr. Zymali holds the Certified Financial Planner designation. More information about Mr. Sampson is provided above.

The managers for the **Emerging Markets Equity Index Fund** are Robert D. Anstine and Brent D. Reeder, each a Senior Vice President of NTI. Messrs. Anstine and Reeder have been managers of the Fund since July 2019. Mr. Reeder joined NTI in 1993 and has managed quantitative equity portfolios. Mr. Reeder is also a portfolio manager of the other Equity Index Funds. Mr. Anstine joined NTI in January 2007 and is a Portfolio Manager with the Global Index Team.

The managers for the **Global Real Estate Index Fund** are Volter Bagriy, CFA, CAIA, Vice President of NTI, and Brent D. Reeder, Senior Vice President of NTI. Messrs. Bagriy and Reeder have been managers of the Fund since April 2024 and July 2019, respectively. Mr. Bagriy joined NTI in 2014 and serves as a portfolio manager on the Global Index team. More information about Mr. Reeder is provided above.

The managers for the **International Equity Index Fund** are Brent D. Reeder, Senior Vice President of NTI, and Brendan Sullivan, CFA, Vice President of NTI. Messrs. Reeder and Sullivan have been managers of the Fund since July 2019. Mr. Sullivan joined NTI in 2012 and is a Senior Portfolio Manager with the Global Index Management Group, where he manages international equity index portfolios. More information about Mr. Reeder is provided above.

The managers for the **Mid Cap Index Fund** are Brent D. Reeder, Senior Vice President of NTI, and Lucy A. Johnston, Vice President of NTI. Mr. Reeder and Ms. Johnston have been managers of the Fund since November 2006 and July 2019, respectively. Ms. Johnston joined NTI in 1997 and has managed passive and index products for large, medium and small capitalization mandates. More information about Mr. Reeder is provided above.

The managers for the **Small Cap Index Fund** are Brent D. Reeder, Senior Vice President of NTI, and Shivani Shah, CFA, Vice President of NTI. Mr. Reeder and Ms. Shah have been managers of the Fund since November 2006 and December 2021, respectively. Ms. Shah joined NTI in 2021, where she is responsible for managing a variety of equity index portfolios. Prior to joining Northern Trust, Ms. Shah was a Portfolio Manager and Trader at The Vanguard Group managing ETFs and equity index investments. Ms. Shah began her career in 2010 and has held various investment management roles at Davis Selected Advisors, The Vanguard Group, and most recently as an independent consultant. More information about Mr. Reeder is provided above.

The managers for the **Stock Index Fund** are Brent D. Reeder, Senior Vice President of NTI, and Chris J. Jaeger, Vice President of NTI. Messrs. Reeder and Jaeger have been managers of the Fund since November 2006 and July 2019, respectively. Mr. Jaeger joined NTI in 2000 and has managed equity index portfolios. More information about Mr. Reeder is provided above.

The managers for the **Global Sustainability Index Fund** are Brent D. Reeder, Senior Vice President of NTI, and Steven J. Santiccioli, Vice President of NTI. Messrs. Reeder and Santiccioli have been managers of the Fund since July 2019. Mr. Santiccioli joined NTI in 2003. More information about Mr. Reeder is provided above.

FIXED INCOME AND TAX-EXEMPT FIXED INCOME FUNDS

The managers for the **Bond Index Fund** are Kevin J. O'Shaughnessy, CFA, Vice President of NTI, Mousumi Chinara, Vice President of NTI, David Alongi, Senior Vice President of NTI, and Michael Chico, Senior Vice President of NTI. Mr. O'Shaughnessy and Ms. Chinara have been managers of the Fund since July 2019 and July 2023, respectively. Messrs. Alongi and Chico have been managers of the Fund since July 2024. Mr. O'Shaughnessy joined NTI in 1997 and is a Senior Fixed Income Portfolio Manager responsible for quantitative fixed income portfolios. Mr. O'Shaughnessy has been an investment manager since 1990. Ms. Chinara joined NTI in 2019 and is a senior portfolio manager in the Fixed Income group, where she manages various index portfolios, including mutual funds, common and collective funds, ETFs and separately-managed accounts. Mr. Chico joined NTI in 2005 and is a member of the Active Long Duration Strategy Team and is responsible for quantitatively managing and trading fixed income accounts. Mr. Chico is also a manager of the Limited Term U.S. Government Fund, U.S. Government Fund and U.S. Treasury Index Fund. Mr. Alongi joined NTI in 2000 and is responsible for leading the portfolio management process for passive fixed income funds. Mr. Alongi is also a manager of the Limited Term U.S. Government Fund, U.S. Government Fund and U.S. Treasury Index Fund.

The managers for the **Core Bond Fund** are Christian Roth, Executive Vice President of NTI, Bilal Memon, Senior Vice President of NTI, Chaitanya Mandavakuriti, Senior Vice President of NTI, and Antulio Bomfim, Senior Vice President of NTI. Messrs. Roth and Mandavakuriti have been managers of the Fund since July 2024. Messrs. Memon and Bomfim have been managers of the Fund since July 2023. Mr. Roth joined NTI in April 2024 and serves as Chief Investment Officer of Global Fixed Income. Prior to joining NTI, Mr. Roth most recently was the Chairman of Broad Markets Fixed Income at Morgan Stanley, where he held a variety of global fixed income leadership roles since 1999. Mr. Roth is also a portfolio manager of the Fixed Income Fund. Mr. Memon joined NTI in 2007 and is a portfolio manager in the Short Duration Fixed Income Group. Mr. Memon also is a portfolio manager for the Fixed Income Fund, Tax-Advantaged Ultra-Short Fixed Income Fund, Ultra-Short Fixed Income Fund and Short Bond Fund. Mr. Mandavakuriti joined NTI in 2013 and is a Fixed Income Portfolio Manager responsible for the management of international fixed income index portfolios with a focus on credit. Mr. Mandavakuriti is also a portfolio manager for the Fixed Income Fund, Short Bond Fund, and Ultra-Short Fixed Income Fund. Mr. Bomfim joined NTI in 2022 and is head of global macro for NTI's global fixed income team. Prior to joining Northern Trust, Mr. Bomfim served as Special Adviser to the Federal Reserve Board since 2016. Mr. Bomfim is also a portfolio manager for the Fixed Income Fund and Short Bond Fund.

The managers for the **Fixed Income Fund** are Christian Roth, Executive Vice President of NTI, Bilal Memon, Senior Vice President of NTI, Chaitanya Mandavakuriti, Senior Vice President of NTI, Eric R. Williams, Senior Vice President of NTI, and Antulio Bomfim, Senior Vice President of NTI. Messrs. Roth and Mandavakuriti have been managers of the Fund since July 2024. Messrs. Memon, Williams and Bomfim have been managers of the Fund since July 2023. Mr. Williams joined NTI in January 2010 and is a Senior Portfolio Manager in the Fixed Income Group and Head of Capital Structure. Mr. Williams also is a portfolio manager for the Short Bond Fund and High Yield Fixed Income Fund. More information about Messrs. Roth, Memon, Mandavakuriti and Bomfim is provided above.

The managers for the **High Yield Fixed Income Fund** are Eric R. Williams, Senior Vice President of NTI, and Benjamin McCubbin, CFA, Vice President of NTI. Mr. Williams has been a manager of the Fund since October 2016. Mr. McCubbin has been a manager of the Fund since July 2024. Mr. McCubbin joined NTI in 2018 and is a Portfolio Manager in the Fixed Income Group. More information about Mr. Williams is provided above.

The managers for the **Short Bond Fund** are Bilal Memon, Eric R. Williams, Chaitanya Mandavakuriti and Antulio Bomfim, each a Senior Vice President of NTI. Mr. Memon has been a manager of the Fund since July 2019. Messrs. Williams and Bomfim have been managers of the Fund since July 2023. Mr. Mandavakuriti has been a manager of the Fund since July 2024. More information about Messrs. Memon, Williams, Mandavakuriti and Bomfim is provided above.

The managers for the **Limited Term U.S. Government Fund**, the **U.S. Government Fund** and the **U.S. Treasury Index Fund** are Michael R. Chico and David Alongi, CFA, each a Senior Vice President of NTI. Messrs. Chico and Alongi have been managers of the Funds since July 2013 and July 2023, respectively. More information about Messrs. Chico and Alongi is provided above.

The managers for the **Arizona Tax-Exempt Fund**, **California Intermediate Tax-Exempt Fund**, **California Tax-Exempt Fund**, **High Yield Municipal Fund**, **Intermediate Tax-Exempt Fund**, **Limited Term Tax-Exempt Fund**, and **Tax-Exempt Fund** are Adam M. Shane, CFA, and Timothy Blair, CFA, each a Senior Vice President of NTI. Mr. Shane has been a manager of the High Yield Municipal Fund since August 2018; the California Intermediate Tax-Exempt Fund and California Tax-Exempt Fund since October 2018; and the Arizona Tax-Exempt Fund, Intermediate Tax-Exempt Fund, Limited Term Tax-Exempt Fund and Tax-Exempt Fund since July 2022. Mr. Blair has been a portfolio manager of the Funds since July 2023. Mr. Shane joined NTI in 2010 and is the director of the High Yield Municipal Fixed Income Group. Mr. Blair joined NTI in 1992

and joined the municipal bond team in 1996. He has managed registered mutual funds and separate accounts for institutional and wealth management clients. Mr. Shane and Mr. Blair are also portfolio managers for the Tax-Advantaged Ultra-Short Fixed Income Fund.

The managers for the **Tax-Advantaged Ultra-Short Fixed Income Fund** are Adam M. Shane, CFA, Timothy Blair, Bilal Memon, and Morten Olsen, each a Senior Vice President of NTI. Mr. Shane has been manager of the Fund since July 2022. Messrs. Blair and Memon have been managers of the Fund since July 2023. Mr. Olsen has been a manager of the Fund since July 2024. Mr. Olsen joined NTI in 2009 and is a Director of Multi-Sector Portfolio Management. Mr. Olsen is also a manager of the Ultra-Short Fixed Income Fund. More information about Messrs. Shane, Blair and Memon is provided above.

The managers for the **Ultra-Short Fixed Income Fund** are Bilal Memon, Morten Olsen, and Chaitanya Mandavakuriti, each a Senior Vice President of NTI. Messrs. Memon, Olsen and Mandavakuriti have been managers of the Fund since October 2018, July 2016 and July 2024, respectively. More information about Messrs. Memon, Olsen and Mandavakuriti is provided above.

ACTIVE M/ MULTI-MANAGER FUNDS

The managers for the **Active M Emerging Markets Equity Fund** and **Active M International Equity Fund** are Kelly Finegan and Kaz Sikora, each a Senior Vice President of NTI. Ms. Finegan and Mr. Sikora have been managers of the Funds since May 2023. Ms. Finegan joined NTI in 2008 and is the Head of Multi-Manager Solutions. She is also a portfolio manager of the Multi-Manager Global Listed Infrastructure Fund and Multi-Manager Global Real Estate Fund. Mr. Sikora joined NTI in 2005 and is a team leader on NTI's Multi-Manager Solutions team.

The managers for the **Multi-Manager Global Listed Infrastructure Fund** and **Multi-Manager Global Real Estate Fund** are Kelly Finegan, a Senior Vice President of NTI, and Jim Hardman, a Vice President of NTI. Ms. Finegan and Mr. Hardman have been managers of the Funds since May 2023. Mr. Hardman joined NTI in 2019 and is a member of NTI's Multi-Manager Solutions team. More information about Ms. Finegan is provided above.

The managers for the **Multi-Manager High Yield Opportunity Fund** are Luis Diez, a Senior Vice President of NTI, and Neal Barrett, a Vice President of NTI. Messrs. Diez and Barrett have been managers of the Fund since May 2023. Mr. Diez joined NTI in 2006 and is a member of NTI's Multi-Manager Solutions team. Mr. Barrett joined NTI in 2016 and is a member of NTI's Multi-Manager Solutions team.

Additional information about the managers' compensation, other accounts managed by the managers and the managers' ownership of securities in the Funds is available in the Statement of Additional Information ("SAI").

THE SUB-ADVISERS TO THE ACTIVE M/MULTI-MANAGER FUNDS

Each Sub-Adviser has full investment discretion and makes all determinations with respect to the investment of assets of the Fund allocated to it, subject to general supervision of the Investment Adviser and the Board of Trustees.

ACTIVE M EMERGING MARKETS EQUITY FUND

ASHMORE INVESTMENT MANAGEMENT LIMITED ("ASHMORE").

Ashmore has managed a portion of the Fund since March 2020. Ashmore was established in 1999 is located at 61 Aldwych, London, United Kingdom. Ashmore is an indirectly held wholly owned subsidiary of Ashmore Group plc. As of March 31, 2024, Ashmore had approximately \$45.29 billion in assets under management.

AXIOM INVESTORS LLC ("AXIOM"). Axiom has managed a portion of the Fund since November 2008. Axiom is a Delaware Limited Liability Company located at 33 Benedict Place, 2nd Floor, Greenwich, Connecticut 06830 and was founded in 1998. As of June 30, 2024, Axiom had approximately \$23.22 billion in assets under management.

WESTWOOD GLOBAL INVESTMENTS, LLC ("WESTWOOD"). Westwood has managed a portion of the Fund since November 2008. Westwood is a Massachusetts Limited Liability Company located at One Financial Center, Suite 1620, Boston, Massachusetts 02111 and was founded in 2003. As of June 30, 2024, Westwood had approximately \$11.02 billion in assets under management.

ACTIVE M INTERNATIONAL EQUITY FUND

CAUSEWAY CAPITAL MANAGEMENT LLC ("CAUSEWAY").

Causeway has managed a portion of the Fund since June 2016. Causeway's principal office is located at 11111 Santa Monica Boulevard, 15th Floor, Los Angeles, California 90025. Causeway began operations as an investment adviser in June 2001. As of June 30, 2024, Causeway had approximately \$49.1 billion in assets under management.

POLEN CAPITAL MANAGEMENT, LLC ("POLEN"). Polen has managed a portion of the Fund since September 2020. Polen was founded in 1979 by David Polen and is located at 1825 NW Corporate Blvd., Suite 300, Boca Raton, Florida 33431. As of May 31, 2024, Polen had approximately \$64.95 billion in assets under management.

VICTORY CAPITAL MANAGEMENT INC. ("VICTORY CAPITAL"). Victory Capital has managed a portion of the Fund since June 2016. Victory Capital is located at 15935 La Cantera Parkway,

San Antonio, Texas 78256. Victory Capital is a diversified global asset manager and manages a portion of the Fund through its investment franchise, Trivalent Investments ("Trivalent"). As of June 30, 2024, Victory Capital had approximately \$173.8 billion in assets under management and advisement.

WCM INVESTMENT MANAGEMENT, LLC ("WCM"). WCM has managed a portion of the Fund since September 2015. WCM is located at 281 Brooks Street, Laguna Beach, California 92651. WCM is an independent money management firm founded in 1976. As of June 30, 2024, WCM had approximately \$90.68 billion in assets under management.

WELLINGTON MANAGEMENT COMPANY LLP ("WELLINGTON").

Wellington has managed a portion of the Fund since October 2017. Wellington is a Delaware limited liability partnership with principal offices at 280 Congress Street, Boston, Massachusetts 02210. Wellington is owned by the partners of Wellington Management Group LLP, a Massachusetts limited liability partnership. As of May 31, 2024, Wellington and its investment advisory affiliates had investment management authority with respect to approximately \$1.2 trillion in assets.

MULTI-MANAGER GLOBAL LISTED INFRASTRUCTURE FUND

FIRST SENTIER INVESTORS (AUSTRALIA) IM LTD ("FIRST SENTIER"). First Sentier has managed a portion of the Fund since January 2020. First Sentier is a global investment management firm located at Level 5 Tower 3, International Towers, 300 Barangaroo Avenue, Sydney NSW 2000, Australia. First Sentier is wholly-owned by Mitsubishi UFJ Trust and Banking Corporation. As of June 30, 2024, First Sentier had approximately \$151.4 billion in assets under management.

KBI GLOBAL INVESTORS (NORTH AMERICA), LTD. ("KBIGINA").

KBIGINA has managed a portion of the Fund since December 10, 2021. KBIGINA is an Irish domiciled and incorporated institutional asset manager located at 2 Harbourmaster Pl, International Financial Services Centre, Dublin 1, D01 X5P3, Ireland. As of June 30, 2024, KBIGINA and KBI Global Investors Ltd. had approximately \$14.67 billion in assets under management.

LAZARD ASSET MANAGEMENT LLC ("LAZARD"). Lazard has managed a portion of the Fund since March 2013. Lazard is a Delaware limited liability company located at 30 Rockefeller Plaza, New York, New York 10112. As of March 31, 2024, Lazard had approximately \$210.5 billion in assets under management.

MULTI-MANAGER GLOBAL REAL ESTATE FUND

JANUS HENDERSON INVESTORS US LLC ("JHIUS"). JHIUS began managing a portion of the Fund on or about

September 8, 2020. JHIUS is a wholly-owned subsidiary of Janus Henderson Group plc (“Janus Henderson Group”). JHIUS is located at 151 Detroit Street, Denver, Colorado 80206. As of March 31, 2024, Janus Henderson Group had approximately \$352.6 billion in assets under management.

MASSACHUSETTS FINANCIAL SERVICES COMPANY (“MFS”). MFS has managed a portion of the Fund since January 2018. MFS is located at 111 Huntington Avenue, Boston, Massachusetts 02199. MFS and its predecessor organizations have a history of money management dating from 1924 and the founding of the first mutual fund. As of June 30, 2024, MFS had approximately \$618.1 billion of net assets under management.

MULTI-MANAGER HIGH YIELD OPPORTUNITY FUND

BLACKROCK INVESTMENT MANAGEMENT, LLC (“BIM”). BIM has managed a portion of the Fund since February 24, 2023. BIM is a wholly owned subsidiary of BlackRock, Inc. which was founded in 1988. BIM’s principal office is located at 1 University Square Drive, Princeton, NJ 08540. As of June 30, 2024, BIM had approximately \$327.46 billion in assets under management.

NOMURA CORPORATE RESEARCH AND ASSET MANAGEMENT INC. (“NOMURA”). Nomura has managed a portion of the Fund since June 2016. Nomura’s principal office is located at Worldwide Plaza, 309 West 49th Street, New York, NY 10019-7316. Nomura was founded in March 1991 as a subsidiary of Nomura Holding America Inc. and is a registered investment adviser. As of June 30, 2024, Nomura had approximately \$35.9 billion in assets under management.

POLLEN CAPITAL CREDIT, LLC (“POLLEN CREDIT”). Pollen Credit has managed a portion of the Fund since September 2012. Pollen Credit, a Massachusetts limited liability company and wholly owned-subsiidiary of Pollen Capital Management, LLC (previously defined as “Pollen”), was founded in 1996 and is located at 1075 Main Street, Suite 320, Waltham, Massachusetts 02451. As of May 31, 2024, Pollen Credit approximately \$7.61 billion in assets under management.

LEGAL PROCEEDINGS

On or about February 14, 2020, Marc S. Kirschner, as Trustee for NWHI Litigation Trust (“Litigation Trustee”) and Wilmington Savings Fund Society, FSB, as indenture Trustee (“Indenture Trustee”) for several series of notes issued by Nine West Holdings, Inc. (“Nine West”), filed separate complaints (docket nos. 20-cv-01129 and 20-cv-01136, respectively) in the United States District Court for the Northern District of Illinois

against a group of defendants that includes three Northern Funds that had invested in The Jones Group Inc. (“Jones Group”), including the Small Cap Core Fund, Small Cap Index Fund and Small Cap Value Fund (for purposes of this discussion only, together, the “Small Cap Funds”). The claims stem from a series of merger transactions (“Transactions”) entered into by Jones Group, Nine West and others in 2014 that allegedly rendered Jones Group insolvent. The matters in these proceedings were transferred from the United States District Court for the Northern District of Illinois to the United States District Court for the Southern District of New York (the “District Court”) to centralize the litigation, and were assigned to the Honorable Jed S. Rakoff for coordinated or consolidated pretrial proceedings. The Small Cap Funds allegedly received the following amounts as a result of the Transactions: Small Cap Core Fund (\$134,265), Small Cap Index Fund (\$683,610), and Small Cap Value Fund (\$4,010,685). The Litigation Trustee and Indenture Trustee (for purposes of this discussion only, collectively, the “Trustees”) sought to claw back these proceeds for the benefit of the Trust and the noteholders, respectively, on the basis that they were fraudulent conveyances. On June 29, 2020, the former public shareholder defendants, including the Small Cap Funds, filed a motion to dismiss on the basis that the payments allegedly made to them in connection with the Transactions were shielded from the fraudulent conveyance claims under Section 546(e) of the Bankruptcy Code. On August 27, 2020, the District Court dismissed all fraudulent conveyance claims against the former public shareholder defendants, including the claims against the Small Cap Funds. The Trustees appealed from that decision to the U.S. Court of Appeals for the Second Circuit. On November 27, 2023, the Second Circuit affirmed the District Court’s dismissal of the Trustees’ claims against the former Jones Group shareholders, except the claims against certain former Jones Group directors, officers, and employees who received payment for their shares through NineWest’s payroll provider. Although certain of these former Jones Group employees petitioned the Second Circuit for rehearing of the appeal, the Trustees did not seek rehearing. On January 3, 2024, the Second Circuit denied the employee shareholders’ petition for rehearing. On April 2, 2024, the employee shareholders filed a petition with the Supreme Court of the United States for a writ of certiorari. The Trustees elected not to oppose the petition or file a cross-petition. On May 13, 2024, the Supreme Court of the United States denied the employee shareholders’ petition. On May 15, 2024, the Second Circuit filed a mandate formally closing the appeal. As a result, all claims against the Small Cap Funds in this action remain dismissed and this action is closed.

TNTC serves as Transfer Agent and Custodian for each Fund. The Transfer Agent performs various shareholder servicing functions, and any shareholder inquiries should be directed to it. TNTC also performs certain administrative services for the Funds pursuant to a sub-administration agreement with NTI. NTI pays TNTC for its sub-administration services out of its management fees, which do not represent additional expenses to the Funds.

TNTC, as Transfer Agent, is entitled to transfer agent fees at an annual rate of 0.0385% of the average daily net assets of each Fund. TNTC, as Custodian, receives an amount based on a pre-determined schedule of charges approved by the Trust's Board of Trustees.

Pursuant to an exemptive order issued by the SEC, TNTC also may render securities lending services to the Funds. For such services, TNTC would receive a percentage of securities lending revenue generated for the Funds. In addition, cash collateral received by the Funds in connection with a securities loan may be invested in shares of other registered or unregistered funds that pay investment advisory or other fees to NTI, TNTC or an affiliate.

Each Fund may invest its uninvested cash in a money market fund advised by the Investment Adviser or its affiliates. Accordingly, each Fund will bear indirectly a proportionate share of that money market fund's operating expenses. These operating expenses include the management, transfer agent and

custody fees that the money market fund pays to the Investment Adviser and/or its affiliates. The uninvested cash of each of the Funds is invested in the Northern Institutional Funds U.S. Government Portfolio (the "Portfolio"). The total annual fund operating expenses after expense reimbursement (other than certain excepted expenses as described in the fees and expenses table of the Portfolio's prospectus) on any assets invested in the Portfolio are at an annual rate of 0.25% of the average daily NAV of those assets. However, to the extent of any duplicative advisory fees, NTI has contractually agreed to reimburse the management fees payable by each Fund in an amount equal to the net management fee NTI earns on the amount invested by the Fund in money market mutual funds managed by NTI.

TNTC, NTI and other Northern Trust affiliates may provide other services to the Funds and receive compensation for such services, if consistent with the 1940 Act and the rules, exemptive orders and no-action letters issued by the SEC thereunder. Unless required, investors in a Fund may or may not receive specific notice of such additional services and fees.

Shares of the Trust are distributed by Northern Funds Distributors, LLC ("NFD"), a wholly owned subsidiary of Foreside Financial Group, LLC (dba ACA Group), Three Canal Plaza, Suite 100, Portland, Maine, 04101. NFD is not affiliated with TNTC, NTI, or any other Northern Trust affiliate.

THE TRUST IS A FAMILY OF NO-LOAD MUTUAL FUNDS THAT OFFERS A SELECTION OF FUNDS TO INVESTORS, EACH WITH A DISTINCT INVESTMENT OBJECTIVE AND RISK/REWARD PROFILE.

The descriptions in the Fund Summaries may help you decide whether a Fund or Funds fit your investment needs. Keep in mind, however, that no guarantee can be made that a Fund will meet its investment objective, and no Fund should be relied upon as a complete investment program. The Trust also offers money market funds, which are described in a separate prospectus.

Please note that the fee and expense information shown under “Fees and Expenses of the Fund” in the Fund Summaries does not reflect any charges that may be imposed by TNTC, its affiliates, financial intermediaries and other institutions on their customers. (For more information, please see “Account Policies and Other Information—Financial Intermediaries”.)

SHARE CLASSES – SMALL CAP CORE, U.S. QUALITY ESG AND GLOBAL SUSTAINABILITY INDEX FUNDS ONLY

The Small Cap Core Fund, U.S. Quality ESG Fund and Global Sustainability Index Fund are authorized to offer two classes of shares: Class I shares and Class K shares. The below information pertains only to the Small Cap Core Fund, U.S. Quality ESG Fund and Global Sustainability Index Fund. All other Funds in this prospectus offer a single class of shares (the “Shares” class), except Ultra-Short Fixed Income Fund. The Ultra-Short Fixed Income Fund is authorized to offer two classes of shares: Shares Class and Siebert Williams Shank Shares. Siebert Williams Shank Shares are offered in a separate prospectus.

- Class I shares are available to investors purchasing only through an authorized intermediary that has entered into a service agreement and receives a service fee from a Fund.
- Class K shares are available to investors purchasing directly with the Trust and through an account at Northern Trust (or an affiliate) or an authorized intermediary that does not receive (1) a service fee from a Fund, or (2) a revenue share fee, a distribution fee or other service fee from NTI.

Shares of each class bear their pro rata portion of all operating expenses paid by a Fund, except for service fee amounts payable under the Service Plan that has been adopted for the Funds’ Class I shares.

Under the Service Plan for Class I shares of the Funds, NTI and the Trust are authorized to enter into written agreements on behalf of the Funds with financial intermediaries (including banks, trust companies, brokers, investment advisers, securities dealers, financial institutions and other industry professionals)

that are shareholders or dealers of record or which have a servicing relationship with the beneficial owners of the Funds (collectively, “Service Organizations”). Pursuant to such agreements, Service Organizations provide support services to their clients who beneficially own Class I shares of the Funds.

The Service Plan provides for payments at an annual rate of up to 0.15% of the average daily NAV of Class I shares of the Funds beneficially owned by such clients.

NTI has contractually agreed to limit the payments pursuant to the Service Plan to the following annual rates (expressed as a ratio of the average daily NAV of the Class I shares of the Fund):

Fund	Class I Service Fee Limit
Small Cap Core Fund	0.10%
U.S. Quality ESG Fund	0.10%
Global Sustainability Index Fund	0.05%

PURCHASING SHARES

You may purchase Shares Class of a Fund and Class K shares of the Small Cap Core Fund, U.S. Quality ESG Fund and Global Sustainability Index Fund directly from the Trust or, if you maintain certain accounts, through Northern Trust and certain authorized intermediaries. Class I shares of a Fund may only be purchased through certain authorized intermediaries. With certain limited exceptions, each class of the Funds is generally available only to investors residing in the United States or through a United States based financial intermediary and may not be distributed by a foreign financial intermediary. If you have any questions or need assistance in opening an investment account or purchasing shares, call 800-595-9111.

OPENING AN ACCOUNT

THROUGH AN AUTHORIZED INTERMEDIARY. The Trust may authorize certain institutions acting as financial intermediaries (including banks, trust companies, brokers and investment advisers) to accept purchase orders from their customers on behalf of the Funds. See “Account Policies and Other Information—Financial Intermediaries” for additional information regarding purchases of Fund shares through authorized intermediaries. If you purchase shares through an authorized intermediary, that intermediary may impose different investment minimums than those set forth by the Funds as described in this Prospectus. The Funds are not

responsible for any investment minimums imposed by authorized intermediaries or for notifying shareholders of any changes to them.

DIRECTLY FROM THE FUNDS. You may open a shareholder account and purchase Shares Class of a Fund and Class K shares of the Small Cap Core Fund, U.S. Quality ESG Fund and Global Sustainability Index Fund directly from the Funds with a minimum initial investment per Fund of \$2,500 (\$500 for an IRA; \$250 under the Automatic Investment Plan; and \$500 for employees of Northern Trust and its affiliates). The minimum subsequent investment for Shares and Class K shares is \$50 (except for reinvestments of distributions for which there is no minimum). The Funds reserve the right to waive these minimums.

For your convenience, there are a number of ways to invest directly in the Funds:

BY MAIL

- Read this Prospectus carefully.
- Complete and sign the New Account Application.
- Enclose a check payable to Northern Funds.
- If you are investing on behalf of a corporation or other entity, your New Account Application must be accompanied by acceptable evidence of authority (if applicable).
- Mail your check, acceptable evidence of authority (if applicable) and completed New Account Application to:

Northern Funds
P.O. Box 75986
Chicago, Illinois 60675-5986

- Additional documentation may be required to fulfill the requirements of the “Customer Identification Program.”
- For overnight delivery use the following address:

Northern Funds
c/o The Northern Trust Company
333 South Wabash Avenue
Chicago, Illinois 60604

▪ FOR SUBSEQUENT INVESTMENTS:

- Enclose your check with the investment slip portion of the confirmation of your previous investment; or
- Indicate on your check or a separate piece of paper your name, address and account number.

All checks must be payable in U.S. dollars and drawn on a bank located in the United States. Cash, traveler’s checks, money orders and third party checks are not acceptable.

BY WIRE OR AUTOMATED CLEARING HOUSE (“ACH”) TRANSFER

TO OPEN A NEW ACCOUNT:

- For information and/or instructions regarding the purchase of Shares Class or Class K shares of the Small Cap Core Fund, U.S. Quality ESG Fund and Global Sustainability Index Fund, call the Northern Funds Center at 800-595-9111.
- Complete a New Account Application and send it to:

Northern Funds
P.O. Box 75986
Chicago, Illinois 60675-5986

TO ADD TO AN EXISTING ACCOUNT:

- Have your bank wire federal funds or effect an ACH transfer to:

The Northern Trust Company
Chicago, Illinois
ABA Routing No. 0710-00152
(Reference 10-Digit Fund account number, with no spaces (e.g., #####))
(Reference Shareholder’s Name)

BY DIRECT DEPOSIT

TO PURCHASE ADDITIONAL SHARES:

- Determine if your employer has direct deposit capabilities through the ACH.
- Have your employer send payments to:

ABA Routing No. 0710-00152
(Reference 10-Digit Fund account number, with no spaces (e.g., #####))
(Reference Shareholder’s Name)
- The minimum periodic investment for direct deposit is \$50.

BY AUTOMATIC INVESTMENT

TO OPEN A NEW ACCOUNT:

- Complete a New Account Application, including the Automatic Investment section.
- Send it to:

Northern Funds
P.O. Box 75986
Chicago, Illinois 60675-5986
- The minimum initial investment in each of the Funds is \$250; \$50 for monthly minimum additions.

TO ADD TO AN EXISTING ACCOUNT:

- Call 800-595-9111 to obtain an Automatic Investment Plan Form.
- The minimum for automatic investment additions is \$50.

If you discontinue participation in the plan, the Funds reserve the right to redeem your account involuntarily, upon 30 days' written notice, if the account's NAV is \$1,000 or less. Involuntary redemptions will not be made if the value of shares in an account falls below the minimum amount solely because of a decline in the Fund's NAV.

BY DIRECTED REINVESTMENT

You may elect to have your income dividend and capital gain distributions automatically invested in another Northern Funds account.

- Complete the "Choose Your Dividend and Capital Gain Distributions" section on the New Account Application.
- Reinvestments can only be directed to an existing Northern Funds account (which must meet the minimum investment requirement).

BY EXCHANGE

All Funds except the Small Cap Core Fund, U.S. Quality ESG Fund and Global Sustainability Index Fund:

You may open a new account or add to an existing account by exchanging Shares Class shares of one fund of the Trust for: (1) Shares Class shares of any other fund offered by the Trust, or where available through your Northern Funds account or certain financial intermediaries, or (2) Class K shares of the Small Cap Core Fund, U.S. Quality ESG Fund and Global Sustainability Index Fund. See "Selling Shares—By Exchange."

Small Cap Core Fund, U.S. Quality ESG Fund and Global Sustainability Index Fund Only:

With respect to the Small Cap Core Fund, U.S. Quality ESG Fund and Global Sustainability Index Fund, you may open a new account or add to an existing account by exchanging Class K shares or Class I shares of the Small Cap Core Fund, U.S. Quality ESG Fund and Global Sustainability Index Fund for shares of the same class of Small Cap Core Fund, U.S. Quality ESG Fund or Global Sustainability Index Fund or for the Shares class of another fund offered by the Trust. See "Selling Shares—By Exchange."

BY INTERNET

You may initiate transactions between Northern Trust banking and Northern Funds accounts by using Northern Trust Private Passport.

For details and to sign up for this service, go to northerntrust.com/funds or contact your Relationship Manager.

THROUGH NORTHERN TRUST AND OTHER INSTITUTIONS

If you have an account with Northern Trust, you may purchase Shares Class and Class K shares through Northern Trust. You also may purchase shares of any class through other financial institutions that have entered into agreements with the Trust. To determine whether you may purchase shares through your institution, contact your institution directly or call 800-595-9111. Northern Trust and other financial institutions may impose charges against your account, which will reduce the net return on an investment in a Fund. These charges may include asset allocation fees, account maintenance fees, sweep fees, compensating balance requirements or other charges based upon account transactions, assets or income.

SELLING SHARES

THROUGH AN AUTHORIZED INTERMEDIARY. If you purchase shares from an authorized intermediary, you may sell (redeem) shares by contacting your financial intermediary. See "Account Policies and Other Information—Financial Intermediaries" for additional information regarding sales (redemptions) of Fund shares through authorized intermediaries.

REDEEMING AND EXCHANGING DIRECTLY FROM THE FUNDS

If you purchased Shares Class or Class K shares directly from the Funds or, if you purchased your Shares Class or Class K shares through an account at Northern Trust or another financial institution and you appear on Fund records as the registered holder, you may redeem all or part of your shares using one of the methods described below.

BY MAIL

SEND A WRITTEN REQUEST TO:

Northern Funds
P.O. Box 75986
Chicago, Illinois 60675-5986

THE REDEMPTION REQUEST MUST INCLUDE:

- The number of shares or the dollar amount to be redeemed;
- The Fund account number;
- The signatures of all account owners;

- A signature guarantee also is required if:
 - The proceeds are to be sent elsewhere than the address of record, or
 - The redemption amount is greater than \$100,000.

BY WIRE

If you authorize wire redemptions on your New Account Application, you can redeem shares and have the proceeds sent by federal wire transfer to a previously designated bank account.

- You will be charged \$15 for each wire redemption unless the designated bank account is maintained at Northern Trust or an affiliated bank.
- Call the Transfer Agent at 800-595-9111 for instructions.
- The minimum amount that may be redeemed by this method is \$250.

BY SYSTEMATIC WITHDRAWAL

If you own Shares Class or Class K shares of a Fund with a minimum value of \$10,000, you may elect to have a fixed sum redeemed at regular intervals and distributed in cash or reinvested in one or more other funds of the Trust.

- Call 800-595-9111 for an application form and additional information.
- The minimum amount is \$250 per withdrawal.

BY EXCHANGE

The Trust offers you the ability to exchange Shares Class or Class K shares of one fund in the Trust for the Shares Class or Class K shares of another fund in the Trust. If you hold your shares through certain financial intermediaries, you may have limited exchangeability among the Funds and into other funds of the Trust.

- When opening an account, complete the Exchange Privilege section of the New Account Application or, if your account is already opened, send a written request to:

Northern Funds
P.O. Box 75986
Chicago, Illinois 60675-5986

- Shares being exchanged must have a value of at least \$1,000 (\$2,500 if a new account is being established by the exchange, \$500 if the new account is an IRA).
- Call 800-595-9111 for more information.

BY TELEPHONE

If you authorize the telephone privilege on your New Account Application, you may redeem shares by telephone.

- If your account is already opened, send a written request to:

Northern Funds
P.O. Box 75986
Chicago, Illinois 60675-5986

- The request must be signed by each owner of the account and must be accompanied by signature guarantees.
- Call 800-595-9111 to use the telephone privilege.
- During periods of unusual economic or market activity, telephone redemptions may be difficult to implement. In such event, shareholders should follow the procedures outlined above under “Selling Shares—By Mail” and outlined below under “Selling Shares—By Internet.”

BY INTERNET

You may initiate transactions between Northern Trust banking and Northern Funds accounts by using Northern Trust Private Passport.

For details and to sign up for this service, go to northerntrust.com/funds or contact your Relationship Manager.

REDEEMING AND EXCHANGING THROUGH NORTHERN TRUST AND OTHER INSTITUTIONS

If you purchased your shares through an account at Northern Trust or through another financial institution, you may redeem or exchange your shares according to the instructions pertaining to that account.

- Although the Trust imposes no charges when you redeem shares of a Fund (other than the 2.00% redemption fee charged for shares of the International Equity Fund, Emerging Markets Equity Index Fund, Global Real Estate Index Fund, International Equity Index Fund, Global Sustainability Index Fund, High Yield Fixed Income Fund, and each of the Active M/Multi-Manager Funds held for 30 days or less after purchase), when shares are purchased through an account at Northern Trust or through other financial institutions, a fee may be charged by those institutions for providing services in connection with your account.
- Contact your account representative at Northern Trust or at another financial institution for more information about redemptions or exchanges.

CHOOSING A SHARE CLASS - SMALL CAP CORE FUND, U.S. QUALITY ESG FUND AND GLOBAL SUSTAINABILITY INDEX FUND

FUNDS CONTACT INFORMATION

Additional information about the Small Cap Core Fund, U.S. Quality ESG Fund and Global Sustainability Index Fund, including class features and policies, can be obtained, free of charge, at northernfunds.com, by calling toll-free at 800-595-9111, or by writing to Northern Funds, P.O. Box 75986, Chicago, Illinois 60675-5986.

SUMMARY OF SHARE CLASS FEATURES

Each share class has its own investment eligibility criteria, cost structure and other features. You may not be eligible to invest in every share class. Your financial intermediary may not make every share class available or may cease to make available one or more share classes of a Fund. The share class of a Fund you select through your intermediary may have higher fees than other share classes of the same Fund available through other financial intermediaries. An investor transacting in a class of a Fund's shares without any front-end sales charge, contingent deferred sales charge (CDSC), or other asset-based fee for sales or distribution, such as a 12b-1 fee, may be required to pay a commission to the financial intermediary for effecting such transactions. Each investor's personal situation is different and you may wish to discuss with your financial intermediary the share classes a Fund offers, which share classes are available to you and which share class(es) is/are appropriate to you. In all instances, it is your responsibility to notify your financial intermediary or the Fund at the time of purchase of any relationship or other facts that may qualify you for sales charge waivers or discounts. The Fund, the Distributor and the Transfer Agent do not provide investment advice or make recommendations regarding Fund share classes. Your financial intermediary may provide advice and recommendations to you, such as which share class(es) is/are appropriate for you.

When deciding which class of shares to buy, you should consider, among other things, the fees (e.g., service fees) and expenses for each share class.

SHARE CLASS FEATURES

Not all series of the Trust offer every class of shares. The Funds offer the classes of shares set forth on the cover of this prospectus. The following summarizes the primary features of Class K shares and Class I shares.

Share Class	Eligible Investors; Minimum Initial Investments	Maximum Service Fees ^(a)
Class K	<p><i>Eligibility:</i> Investors who purchase directly with Northern Funds, through an account at Northern Trust (or an affiliate) or an authorized intermediary that does not receive (1) a service fee from a Fund, and/or (2) a revenue share fee, a distribution fee for distribution and or other service fees from NTI.</p> <p><i>Minimum Initial Investment:</i> The minimum initial investment is \$2,500 (\$500 for an IRA; \$250 under the Automatic Investment Plan; and \$500 for employees of Northern Trust and its affiliates).^(b)</p>	None
Class I	<p><i>Eligibility:</i> Investors purchasing shares through certain external intermediaries who have entered into a service agreement and receive a service fee from a Fund.</p> <p><i>Minimum Initial Investment:</i> There is no minimum initial or subsequent investment amounts for Class I shares imposed by the Funds.^(b)</p>	<p>Up to 0.15% service fee.</p> <p>Contractually limited to 0.10% for the U.S. Quality ESG Fund and Small Cap Core Fund.</p> <p>Contractually limited to 0.05% for the Global Sustainability Index Fund.</p>

^(a) The 0.15% service fee is the maximum applicable fee under the Fund's Amended and Restated Service Plan. Because these fees are paid out of Fund assets on an ongoing basis, over time these fees will increase the cost of your investment and may cost you more than paying other types of distribution and/or service fees. For more information on service fees, see Choosing a Share Class – Service Fees.

^(b) An authorized intermediary may impose different investment minimums than those set forth above. The Funds are not responsible for any investment minimums imposed by authorized intermediaries or for notifying shareholders of any changes to them.

The Board has approved, and the Northern Funds have adopted, an amended and restated service plan that sets the service fees that are periodically deducted from the Funds' Class I shares. These fees are calculated daily and are intended to compensate eligible financial intermediaries for directly or indirectly providing services to shareholders. Because the fees are paid out of a Fund's assets on an ongoing basis, they will increase the cost of your investment over time.

The table below shows the maximum annual service fees (as an annual percentage of average daily net assets) and the total amount of such fees applicable to Class I shares and Class K shares of each Fund:

Fund	Maximum Service Fee	Contractual Fee Limitation
Small Cap Core Fund		
Class K	None	None
Class I	0.15%	0.10%
U.S. Quality ESG Fund		
Class K	None	None
Class I	0.15%	0.10%
Global Sustainability Index Fund		
Class K	None	None
Class I	0.15%	0.05%

CALCULATING SHARE PRICE. The Trust issues shares and redeems shares at NAV. The NAV for each class of shares of a Fund is calculated by dividing the value of the Fund's net assets attributed to that class by the number of the Fund's outstanding shares of the class. For each class of shares, the NAV is calculated on each Business Day (see "Business Day") as of 3:00 p.m. Central time for each Fund. Shares of the Fixed Income Funds, Tax-Exempt Fixed Income Funds, and the Multi-Manager High Yield Opportunity Fund may be priced on days when the New York Stock Exchange (the "Exchange") is closed if the Securities Industry and Financial Markets Association ("SIFMA") recommends that the bond markets remain open for all or part of the day or on the days when the Federal Reserve Bank of New York is open. The NAV used in determining the price of your shares is the one calculated after your purchase, exchange or redemption order is received in good order. See "Good Order."

Equity securities listed on a recognized U.S. securities exchange or quoted on the NASDAQ National Market System, including shares of exchange-traded funds, are priced at the last quoted sale price, or the official closing price on the primary exchange or market on which they are traded on the valuation date. Securities with no reported sale on the valuation date are priced at the most recent quoted bid price.

The Board has designated the Investment Adviser as the valuation designee pursuant to Rule 2a-5 under the 1940 Act to perform fair value determinations relating to any or all Fund investments, subject to oversight by the Board. Accordingly, any securities for which market quotations are not readily available, or for which the available price has been determined to not represent a reliable, current market value, are valued at fair value as determined in good faith by the Investment Adviser in accordance with valuation procedures approved by the Board (the "Valuation Procedures"). Circumstances in which securities may be fair valued include periods when trading in a security is suspended, the exchange or market on which a security trades closes early, the trading volume in a security is limited, corporate actions and announcements take place, or regulatory news is released such as governmental approvals. The Investment Adviser, in its discretion, may make adjustments to the prices of securities held by a Fund if an event occurs after the publication of market values normally used on behalf of a Fund but before the time as of which the Fund calculates its NAV, depending on the nature and significance of the event, consistent with applicable regulatory guidance and the Valuation Procedures. This may occur particularly with respect to certain foreign securities held by a Fund, in which case the Investment Adviser may use adjustment factors obtained from an independent fair value pricing service that are intended to reflect more accurately the value of those securities as of the time the Fund's NAV is calculated. Other events that can trigger fair valuing of foreign

securities include, for example, significant fluctuations in general market indicators, governmental actions, or natural disasters. The use of fair valuation involves the risk that the values used by the Investment Adviser to price a Fund's investments may be higher or lower than the values used by other unaffiliated investment companies and investors to price the same investments. Short-term obligations, which are debt instruments with a maturity of 60 days or less, held by a Fund are valued at their amortized cost which, according to the Investment Adviser, approximates fair value.

A Fund may hold foreign securities that trade on weekends or other days when the Fund does not price its shares. Therefore, the value of such securities may change on days when shareholders will not be able to purchase or redeem shares.

If a Fund invests in other underlying funds, other than funds that are exchange-traded, the investing Fund will calculate its NAV using the NAV of the underlying fund in which it invests.

TIMING OF PURCHASE REQUESTS. Purchase requests received in good order and accepted by the Transfer Agent or other authorized intermediary by 3:00 p.m. Central time on any Business Day will be executed the day they are received by either the Transfer Agent or other authorized intermediary, at the NAV next calculated after receipt of your purchase order in good order for the applicable Fund(s), provided that one of the following occurs:

- The Transfer Agent receives payment by 3:00 p.m. Central time on the same Business Day; or
- The requests are placed by a financial or authorized intermediary that has entered into a servicing agreement with the Trust or its agent and payment in federal or other immediately available funds is received by the Transfer Agent in accordance with the terms of the Trust's or its agent's agreement with the intermediary.

Purchase requests received in good order by the Transfer Agent or other authorized intermediary on a non-Business Day or after 3:00 p.m. Central time on any Business Day will be executed on the next Business Day, at that day's closing share price for the applicable Fund(s), provided that payment is made as noted above.

MISCELLANEOUS PURCHASE INFORMATION.

- For shares purchased through a financial intermediary, the financial intermediary is responsible for transmitting purchase orders and delivering required funds on a timely basis. Your financial intermediary may have earlier trading deadlines than those described in this prospectus. Please contact your financial intermediary for more information.
- You will be responsible for all losses and expenses of a Fund, and purchase orders may be cancelled, in the event of any failure to make payment according to the procedures outlined

in this Prospectus. In addition, a \$20 charge will be imposed if a check does not clear.

- Exchanges into a Fund from another Fund in the Trust may be subject to any redemption fee imposed by the other Fund.
- You may initiate transactions between Northern Trust banking and Northern Funds accounts by using Northern Trust Private Passport. For additional details, please go to northerntrust.com/funds or contact your Relationship Manager.
- The Trust and its agents each reserve the right, in its sole discretion, to suspend the offering of shares of a Fund or to reject any purchase or exchange order, in whole or in part. The Trust also reserves the right to change or discontinue any of its purchase procedures.
- In certain circumstances, the Trust may advance the time by which purchase orders must be received. See “Early Closings”.
- If the Transfer Agent cannot locate an investor for a period of time specified by appropriate state law, the investor’s account may be deemed legally abandoned and then escheated (transferred) to such state’s unclaimed property administrator in accordance with statutory requirements.

TIMING OF REDEMPTION AND EXCHANGE REQUESTS.

Redemption and exchange requests received in good order by the Transfer Agent or other authorized intermediary on a Business Day by 3:00 p.m. Central time will be executed on the same day at the NAV next calculated after receipt of your redemption order in good order for the applicable Fund(s) (less any applicable redemption fee).

Redemption and exchange requests received in good order by the Transfer Agent or other authorized intermediary on a non-Business Day or after 3:00 p.m. Central time on a Business Day will be executed the next Business Day, at that day’s closing share price for the applicable Fund(s) (less any applicable redemption fee).

PAYMENT OF REDEMPTION PROCEEDS. If your account is held directly with a Fund, it is expected that under normal circumstances the Fund will typically pay out redemption proceeds to shareholders by the next Business Day following receipt of a redemption request.

If your account is held through an intermediary, the length of time to pay redemption proceeds typically depends, in part, on the terms of the agreement in place between the intermediary and a Fund. For redemption proceeds that are paid either directly to you from a Fund or to your intermediary for transmittal to you, it is expected that under normal circumstances payments will typically be made by wire, by ACH or by issuing a check by the next Business Day following receipt of a redemption request in good order from the intermediary by a Fund. Intermediaries are responsible for timely transmittal

of redemption requests by their customers to the Fund’s transfer agent. Redemption requests that are processed through investment professionals that utilize the National Securities Clearing Corporation will generally settle one to three Business Days following receipt of a redemption request in good order. However, if you have recently purchased shares with a check or through an electronic transaction, payment may be delayed as discussed below under “Miscellaneous Redemption Information.”

It is expected that payment of redemption proceeds will normally be made from uninvested cash or short-term investments, proceeds from the sale of portfolio securities, or borrowing from banks, including through the Trust’s committed, unsecured credit facility (see “Credit Facility and Borrowing,”). It is possible that stressed market conditions or large shareholder redemptions may result in the need for utilization of a Fund’s ability to redeem in-kind in order to meet shareholder redemption requests. A Fund reserves the right to pay all or part of your redemption proceeds in readily marketable securities instead of cash (redemption in-kind). Redemption in-kind proceeds will typically be made by delivering the selected securities to the redeeming shareholder within seven days after the receipt of the redemption request in good order by a Fund.

REDEMPTION FEES. The International Equity Fund, Emerging Markets Equity Index Fund, Global Real Estate Index Fund, International Equity Index Fund, Global Sustainability Index Fund, High Yield Fixed Income Fund, and each of the Active M/Multi-Manager Funds charge a 2.00% redemption fee on the redemption of shares (including by exchange) held for 30 days or less. For the purpose of applying the fee, the Funds use a first-in, first-out (“FIFO”) method so that shares held longest are treated as being redeemed first and shares held shortest are treated as being redeemed last. The redemption fee is paid to the Fund from which the redemption is made, and is intended to offset the trading, market impact and other costs associated with short-term money movements in and out of the Fund. The redemption fee may be collected by deduction from the redemption proceeds or, if assessed after the redemption transaction, through a separate billing.

The Funds are authorized to waive the redemption fee for the following transactions:

- Redemptions from omnibus accounts and fee-based programs maintained by financial intermediaries that inform the Fund that they are unable to impose a redemption fee on their underlying customer accounts;
- Redemptions from employer-sponsored retirement plan accounts;
- Redemptions where the shares were purchased through financial intermediaries that the Investment Adviser

determines to have appropriate anti-short-term trading policies in place or as to which the Investment Adviser has received assurances that look-through redemption fee procedures or effective anti-short-term trading policies and procedures are in place;

- Redemptions effected pursuant to asset allocation programs, wrap fee programs and other investment programs offered by financial institutions where investment decisions are made on a discretionary basis by investment professionals;
- Redemptions pursuant to systematic withdrawal plans and automatic exchange plans;
- Redemptions of shares acquired by reinvestment of dividends, distributions or other payments;
- Redemptions due to the death or the post-purchase disability of the beneficial owner of the account;
- Redemptions to satisfy minimum required distributions from retirement accounts;
- Redemptions representing the return of excess contributions in retirement accounts;
- Redemptions initiated by the Fund; and
- Redemptions following investments of contributions in the Fund by participants in defined contribution plans.

In addition to the circumstances noted above, each Fund reserves the right to waive the redemption fee in its discretion where it believes such waiver is consistent with the best interests of the Fund, to the extent permitted by law. In addition, each Fund reserves the right to add, modify or eliminate the redemption fee or any material changes, such as through a supplement to the prospectus filed with the SEC, unless otherwise provided by law.

Currently, the Funds are limited in their ability to assess or collect the redemption fee on all shares redeemed by financial intermediaries on behalf of their customers. For example, where a financial intermediary is not able to determine if the redemption fee applies and/or is not able to assess or collect the fee, or does not collect the fee at the time of a redemption, a Fund will not receive the redemption fee. If Fund shares are redeemed by a financial intermediary at the direction of its customers, the Funds may not know whether a redemption fee is applicable or the identity of the customer who should pay the redemption fee. Due to operational requirements, a financial intermediary's method for tracking and calculating the redemption fee may differ in some respects from that used by the Funds. Northern Trust will ask financial intermediaries to assess redemption fees on shareholder accounts in appropriate cases and remit these fees to the applicable Fund. However, for the reasons set forth above, there can be no assurance that the financial intermediaries will properly assess redemption fees.

Customers purchasing shares from financial intermediaries should contact these intermediaries or refer to their account agreements or plan documents for more information on how the redemption fee is applied to their shares.

MISCELLANEOUS REDEMPTION INFORMATION. All redemption proceeds will be sent by check unless the Transfer Agent is directed otherwise. Redemption proceeds also may be wired. Redemptions are subject to the following restrictions:

- The Trust may require any information from the shareholder reasonably necessary to ensure that a redemption request has been duly authorized.
- Redemption requests made to the Transfer Agent by mail must be signed by a person authorized by acceptable documentation on file with the Transfer Agent.
- The Trust reserves the right, on 30 days' written notice, to redeem the shares held in any account if, at the time of redemption, the NAV of the remaining shares in the account falls below \$1,000. Involuntary redemptions will not be made if the value of shares in an account falls below the minimum solely because of a decline in a Fund's NAV.
- For shares redeemed through a financial intermediary, the financial intermediary is responsible for transmitting redemption orders and crediting your account with redemption proceeds on a timely basis. Your financial intermediary may have earlier trading deadlines than those described in this prospectus. Please contact your financial intermediary for more information.
- If you are redeeming recently purchased shares by check or electronic transaction, your redemption request may not be paid until your check or electronic transaction has cleared. This may delay your payment for up to 10 days.
- Subject to applicable law, the Trust and the Transfer Agent reserve the right to redeem shares held by any shareholder who provides incorrect or incomplete account information or when such involuntary redemptions are necessary to avoid adverse consequences to the Trust and its shareholders or the Transfer Agent.
- Subject to applicable law, the Trust, Northern Trust and their agents reserve the right to involuntarily redeem or suspend an account at the Fund's then current NAV of the applicable share class, in cases of disruptive conduct, suspected fraudulent or illegal activity, inability to verify the identity of an investor, or other circumstances determined to be in the best interest of the Trust and its shareholders.
- The Trust, Northern Trust and their agents reserve the right, without notice, to freeze any account and/or suspend account services when: (i) notice has been received of a dispute regarding the assets in an account, or a legal claim against an account; (ii) upon initial notification to Northern Trust of a

shareholder's or authorized agent's death until Northern Trust receives required documentation in correct form; or (iii) if there is a reason to believe a fraudulent transaction may occur or has occurred.

- You may initiate transactions between Northern Trust banking and the Trust's accounts by using Northern Trust Private Passport. For additional details, please go to northerntrust.com/funds or contact your Relationship Manager.
- The Trust reserves the right to change or discontinue any of its redemption procedures.
- The Trust reserves the right to defer crediting, sending or wiring redemption proceeds for up to 7 days (or such longer period permitted by the SEC) after receiving the redemption order if, in its judgment, an earlier payment could adversely affect a Fund. The processing of redemptions may be suspended, and the delivery of redemption proceeds may be delayed beyond seven days, depending on the circumstances, for any period: (i) during which the Exchange is closed (other than on holidays or weekends), or during which trading on the Exchange is restricted; (ii) when, in accordance with SEC rules and regulations, an emergency exists that makes the disposal of securities owned by a Fund or the determination of the fair value of a Fund's net assets not reasonably practicable; or (iii) as permitted by order of the SEC for the protection of Fund shareholders. Redemption payments may also be delayed in the event of a non-routine closure of the Federal Reserve wire payment system or applicable Federal Reserve Banks.
- The Trust does not permit redemption proceeds to be sent by outgoing International ACH Transaction ("IAT"). An IAT is a payment transaction involving a financial institution's office located outside U.S. territorial jurisdiction.
- In certain circumstances, the Trust may advance the time by which redemption and exchange orders must be received. See "Early Closings".

EXCHANGE PRIVILEGES. You may exchange Shares Class shares of one fund in the Trust for Shares Class shares of another fund in the Trust or Class K shares of the Small Cap Core Fund, U.S. Quality ESG Fund and Global Sustainability Index Fund only if the registration of both accounts is identical. You may also exchange Class I shares or Class K shares of the Small Cap Core Fund, U.S. Quality ESG Fund and Global Sustainability Index Fund for shares of the same class of Small Cap Core Fund, U.S. Quality ESG Fund or Global Sustainability Index Fund or for the Shares Class shares of another fund in the Trust, only if the registration of both accounts is identical. Both accounts must have the same owner's name and title, if applicable. An exchange is a redemption of shares of one fund and the purchase of shares of another fund in the Trust. If the shares

redeemed are held in a taxable account, an exchange is considered a taxable event and may result in a gain or loss. The Trust reserves the right to waive or modify minimum investment requirements in connection with exchanges.

The Trust reserves the right to change or discontinue the exchange privilege at any time upon 60 days' written notice to shareholders and to reject any exchange request. Exchanges are only available in states where an exchange can legally be made. Before making an exchange, you should read the Prospectus for the shares you are acquiring.

POLICIES AND PROCEDURES ON EXCESSIVE TRADING

PRACTICES. In accordance with the policies and procedures adopted by the Board of Trustees, the Funds discourage market timing and other excessive trading practices. The Funds are intended to serve as long-term investment vehicles and are not designed for investors that engage in short-term trading in violation of the policies and procedures described below (i.e., a purchase of a Fund's shares followed shortly thereafter by a redemption of such shares, or vice versa, in an effort to take advantage of short-term market movements). Excessive, short-term (market timing) trading practices may disrupt Fund management strategies, increase brokerage and administrative costs, harm Fund performance and result in dilution in the value of Fund shares held by long-term shareholders. The Funds that invest primarily in foreign securities may be susceptible to the risk of excessive, short-term trading due to the potential for time zone arbitrage. These risks may be enhanced with respect to Funds that invest in issuers located in emerging and frontier markets, as securities of emerging and frontier market issuers tend to be less liquid than securities of issuers located in developed markets. The Trust and Northern Trust reserve the right to reject or restrict purchase or exchange requests from any investor. The Trust and Northern Trust will not be liable for any loss resulting from rejected purchase or exchange orders. To minimize harm to the Trust and its shareholders (or Northern Trust), the Trust (or Northern Trust) will exercise this right if, in the Trust's (or Northern Trust's) judgment, an investor has a history of excessive trading or if an investor's trading, in the judgment of the Trust (or Northern Trust), has been or may be disruptive to a Fund. In making this judgment, trades executed in multiple accounts under common ownership or control may be considered together to the extent they can be identified. No waivers of the provisions of the policy or the practices established to detect and deter market timing and other excessive trading activity are permitted that would harm the Trust or its shareholders or would subordinate the interests of the Trust or its shareholders to those of Northern Trust or any affiliated person or associated person of Northern Trust.

To deter excessive shareholder trading, a shareholder is restricted to no more than two "round trips" in a Fund during a 90-day period. A "round trip" is a redemption or exchange

out of a Fund followed by a purchase or exchange into the same Fund. The Trust is authorized to permit more than two “round trips” in a Fund during a 90-day period if the Trust determines in its reasonable judgment that the Trust’s excessive trading policies would not be violated. Examples of such transactions include, but are not limited to, trades involving:

- asset allocation programs, wrap fee programs and other investment programs offered by financial institutions where investment decisions are made on a discretionary basis by investment professionals;
- systematic withdrawal plans and automatic exchange plans;
- reinvestment of dividends, distributions or other payments;
- a death or post-purchase disability of the beneficial owner of the account;
- minimum required distributions from retirement accounts;
- the return of excess contributions in retirement accounts; and
- redemptions initiated by a Fund.

In addition, the International Equity Fund, Emerging Markets Equity Index Fund, Global Real Estate Index Fund, International Equity Index Fund, Global Sustainability Index Fund, High Yield Fixed Income Fund, , and the Active M/Multi-Manager Funds each impose a redemption fee on redemptions made 30 calendar days or less after purchase subject to certain exceptions. For further information, please see “Redemption Fees”. As described below and in “Redemption Fees” it should be noted that the Trust’s ability to monitor and limit the trading activity of shareholders investing in a Fund through an omnibus account of a financial intermediary may be significantly limited or absent where the intermediary maintains the underlying shareholder accounts.

Pursuant to the policies and procedures adopted by the Board of Trustees, the Trust has developed criteria to identify trading activity that may be excessive. The Transfer Agent reviews on a regular, periodic basis available information relating to the trading activity in the Funds in order to assess the likelihood that a Fund may be the target of excessive trading. As part of its excessive trading surveillance process, the Trust, on a periodic basis, examines transactions that exceed certain monetary thresholds or numerical limits within a period of time. If, in its judgment, the Trust detects excessive, short-term trading, whether or not the shareholder has made two round trips in a 90-day period, the Trust may reject or restrict a purchase or exchange request and may further seek to close an investor’s account with a Fund.

The Trust may modify its surveillance procedures and criteria from time to time without prior notice regarding the detection of excessive trading or to address specific circumstances. The Trust will use reasonable efforts to apply the criteria in a manner that, in the Trust’s judgment, will be uniform.

Fund shares may be held through omnibus arrangements maintained by intermediaries such as broker-dealers, investment advisers, transfer agents, administrators and insurance companies. In addition, Fund shares may be held in omnibus 401(k) plans, retirement plans and other group accounts. Omnibus accounts include multiple investors and such accounts typically provide the Funds with a net purchase or redemption request on any given day where the purchases and redemptions of Fund shares by the investors are netted against one another. The identities of individual investors whose purchase and redemption orders are aggregated are not known by the Funds. While Northern Trust may monitor share turnover at the omnibus account level, a Fund’s ability to monitor and detect market timing by shareholders or apply any applicable redemption fee in these omnibus accounts is limited. The netting effect makes it more difficult to identify, locate and eliminate market timing activities. In addition, those investors who engage in market timing and other excessive trading activities may employ a variety of techniques to avoid detection. There can be no assurance that the Funds and Northern Trust will be able to identify all those who trade excessively or employ a market timing strategy, and curtail their trading in every instance.

If necessary, the Trust may prohibit additional purchases of Fund shares by a financial intermediary or by certain of the intermediary’s customers. Financial intermediaries may also monitor their customers’ trading activities in the Trust. Certain financial intermediaries may monitor their customers for excessive trading according to their own excessive trading policies. The Trust may rely on these financial intermediaries’ excessive trading policies in lieu of applying the Trust’s policies. The financial intermediaries’ excessive trading policies may differ from the Trust’s policies and there is no assurance that the procedures used by financial intermediaries will be able to curtail excessive trading activity in the Trust.

IN-KIND PURCHASES AND REDEMPTIONS. The Trust reserves the right to accept payment for shares in the form of securities that are permissible investments for a Fund. The Trust also reserves the right to pay redemptions by a distribution “in-kind” of securities (instead of cash) from a Fund. See the SAI for further information about the terms of these purchases and redemptions.

TELEPHONE TRANSACTIONS. All calls may be recorded or monitored. The Transfer Agent has adopted procedures in an effort to establish reasonable safeguards against fraudulent telephone transactions. If reasonable measures are taken to verify that telephone instructions are genuine, the Trust and its service providers will not be responsible for any loss resulting from fraudulent or unauthorized instructions received over the telephone. In these circumstances, shareholders will bear the risk of loss. During periods of unusual market activity, you may have trouble placing a request by telephone. In this event,

consider sending your request in writing or follow the procedures described in Purchasing and Selling Shares for initiating transactions by the Internet.

The proceeds of redemption orders received by telephone will be sent by check, wire or transfer according to proper instructions. All checks will be made payable to the shareholder of record and mailed only to the shareholder's address of record. The Trust reserves the right to refuse a telephone redemption subject to applicable law.

MAKING CHANGES TO YOUR ACCOUNT INFORMATION. You may make changes to wiring instructions only in writing. You may make changes to an address of record or certain other account information in writing or by telephone. Written instructions must be accompanied by acceptable evidence of authority (if applicable). A signature guarantee also may be required from an institution participating in the Stock Transfer Agency Medallion Program ("STAMP"). Additional requirements may be imposed. In accordance with SEC regulations, the Trust and Transfer Agent may charge a shareholder reasonable costs in locating a shareholder's current address.

SIGNATURE GUARANTEES. If a signature guarantee is required, it must be from an institution participating in STAMP, or other acceptable evidence of authority (if applicable) must be provided. Additional requirements may be imposed by the Trust. In addition to the situations described in this Prospectus, the Trust may require signature guarantees in other circumstances based on the amount of a redemption request or other factors.

BUSINESS DAY. A "Business Day" is each Monday through Friday when the Exchange is open for business. For any given calendar year, the Funds will be closed on the following holidays or as observed: New Year's Day, Martin Luther King, Jr. Day, Presidents' Day, Good Friday, Memorial Day, Juneteenth National Independence Day, Independence Day, Labor Day, Thanksgiving Day and Christmas Day.

GOOD ORDER. A purchase, redemption or exchange request is considered to be "in good order" when all necessary information is provided and all required documents are properly completed, signed and delivered, including acceptable evidence of authority (if applicable). Requests must include the following:

- The account number (if issued) and Fund name;
- The amount of the transaction, in dollar amount or number of shares;
- For redemptions and exchanges (other than online, telephone or wire redemptions), the signature of all account owners exactly as they are registered on the account;
- Required signature guarantees, if applicable; and

- Other supporting legal documents and certified resolutions that might be required in the case of estates, corporations, trusts and other entities or forms of ownership. Call 800-595-9111 for more information about documentation that may be required of these entities.

Additionally, a purchase order initiating the opening of an account will not be considered to be "in good order" unless the investor has provided all information required by the Trust's "Customer Identification Program" described below.

CUSTOMER IDENTIFICATION PROGRAM. Federal law requires the Trust to obtain, verify and record identifying information, which may include the name, residential or business street address, date of birth (for an individual), social security or taxpayer identification number or other identifying information for each investor who opens or reopens an account with the Trust. Applications without this information, or without an indication that a social security or taxpayer identification number has been applied for, may not be accepted. After acceptance, to the extent permitted by applicable law or the Trust's customer identification program, the Trust reserves the right to: (a) place limits on account transactions until an investor's identity is verified; (b) refuse an investment in the Trust; or (c) involuntarily redeem an investor's shares and close an account in the event that an investor's identity is not verified. The Trust and its agents will not be responsible for any loss in an investor's account resulting from an investor's delay in providing all required identifying information or from closing an account and redeeming an investor's shares when an investor's identity is not verified.

EARLY CLOSINGS. The Funds reserve the right to advance the time for accepting purchase, redemption or exchange orders for same Business Day credit when the Exchange and/or bond market close early, trading on the Exchange is restricted, an emergency arises or as otherwise permitted by the SEC. Each Fixed Income Fund and the Multi-Manager High Yield Opportunity Fund reserve the right to advance the time for accepting purchase, redemption or exchange orders for same Business Day credit when the bond markets close early. In addition, on any Business Day when SIFMA recommends that the bond markets close early, each Fixed Income Fund, each Tax-Exempt Fixed Income Fund and the Multi-Manager High Yield Opportunity Fund reserves the right to close at or prior to the SIFMA recommended closing time. If a Fund does so, it will cease granting same Business Day credit for purchase and redemption orders received at the Fund's closing time and credit will be given on the next Business Day.

In addition, the Board of Trustees of the Trust also may, for any Business Day, decide to change the time as of which a Fund's NAV is calculated in response to new developments such as altered trading hours, or as otherwise permitted by the SEC.

EMERGENCY OR UNUSUAL EVENTS. In the event the Exchange does not open for business because of an emergency or unusual event, the Trust may, but is not required to, open one or more Funds for purchase, redemption and exchange transactions if the Federal Reserve wire payment system is open.

To learn whether a Fund is open for business during an emergency situation or unusual event, please call 800-595-9111 or visit northerntrust.com/funds.

FINANCIAL INTERMEDIARIES. The Trust may authorize certain institutions acting as financial intermediaries (including banks, trust companies, brokers and investment advisers) to accept purchase, redemption and exchange orders from their customers on behalf of the Funds. These authorized intermediaries also may designate other intermediaries to accept such orders, if approved by the Trust. A Fund will be deemed to have received an order when the order is accepted by the authorized intermediary, and the order will be priced at the Fund's per share NAV next determined, provided that the authorized intermediary forwards the order (and payment for any purchase order) to the Transfer Agent on behalf of the Trust within agreed-upon time periods. If the order (or payment for any purchase order) is not received by the Transfer Agent within such time periods, the authorized intermediary may be liable for fees and losses and the transaction may be cancelled. Orders submitted through a financial intermediary that has not received authorization to accept orders on a Fund's behalf are priced at the Fund's NAV next calculated by the Fund after it receives the order from the financial intermediary and accepts it, which may not occur on the day submitted to the financial intermediary.

The Trust may enter into agreements with certain financial intermediaries, including affiliates of Northern Trust that perform support services for their customers who own Fund shares ("Service Organizations"). These support services may include:

- assisting investors in processing purchase, exchange and redemption requests;
- processing dividend and distribution payments from the Funds;
- providing information to customers showing their positions in the Funds; and
- providing subaccounting services with respect to Fund shares beneficially owned by customers or the information necessary for subaccounting services.

For their services, Service Organizations may receive fees from Class I shares or Shares of a Fund at annual rates of up to 0.15% of the average daily NAV of the shares covered by their agreements. Because these fees are paid out of the Funds' assets on an on-going basis, they will increase the cost of your investment in the Funds.

NTI has contractually agreed to limit the payments pursuant to the Service Plan of the Class I shares of the Small Cap Core Fund, U.S. Quality ESG Fund and Global Sustainability Index Fund to the following annual rates (expressed as a ratio of the average daily NAV of the Class I shares of the Funds):

Fund	Class I Service Fee Limit
Small Cap Core Fund	0.10%
U.S. Quality ESG Fund	0.10%
Global Sustainability Index Fund	0.05%

The Funds' arrangements with Service Organizations under the agreements are governed by a Service Plan, which has been adopted by the Board of Trustees.

Northern Trust also may provide compensation to certain dealers and Service Organizations, for marketing and distribution in connection with the Trust. Northern Trust may also sponsor informational meetings, seminars and other similar programs designed to market the Trust. The amount of such compensation and payments may be made on a one-time and/or periodic basis, and may represent all or a portion of the annual fees earned by the Investment Adviser (after adjustments). The additional compensation and payments will be paid by Northern Trust or its affiliates and will not represent an additional expense to the Trust or its shareholders. Such payments may provide incentives for financial intermediaries to make shares of the Funds available to their customers, and may allow the Funds greater access to such parties and their customers than would be the case if no payments were paid.

Investors purchasing shares of a Fund through a financial intermediary should read their account agreements with the financial intermediary carefully. A financial intermediary's requirements may differ from those listed in this Prospectus. A financial intermediary also may impose account charges, such as asset allocation fees, account maintenance fees and other charges that will reduce the net return on an investment in a Fund. If an investor has agreed with a particular financial intermediary to maintain a minimum balance and the balance falls below this minimum, the investor may be required to redeem all or a portion of the investor's investment in a Fund.

Conflict of interest restrictions may apply to the receipt of compensation by a Service Organization or other financial intermediary in connection with the investment of fiduciary funds in Fund shares. Institutions, including banks regulated by the Comptroller of the Currency, Federal Reserve Board and state banking commissions, and investment advisers and other money managers subject to the jurisdiction of the SEC, the Department of Labor, or state securities commissions, are urged to consult their legal counsel.

State securities laws regarding the registration of dealers may differ from federal law. As a result, Service Organizations and

other financial intermediaries investing in the Funds on behalf of their customers may be required to register as dealers.

PORTFOLIO HOLDINGS. The Funds, or their duly authorized service providers, may publicly disclose holdings of all Funds in accordance with regulatory requirements, such as periodic portfolio disclosure in filings with the SEC.

A complete schedule of each Fund's holdings, current as of calendar quarter-end, except for the Global Tactical Asset Allocation Fund, each Equity Index Fund, the Bond Index Fund, U.S. Treasury Index Fund, Tax-Advantaged Ultra-Short Fixed Income Fund and Ultra-Short Fixed Income Fund, which will be current as of calendar month-end, will be available on the Trust's website at northerntrust.com/funds no earlier than ten (10) calendar days after the end of the respective period. The Funds will also publish their top ten holdings on their website, current as of month-end, no earlier than ten (10) calendar days after the end of the month. For the Global Tactical Asset Allocation Fund, the information posted to the website is the percentage of the Fund's holdings in the Underlying Funds. This information will remain available on the website at least until the Funds file with the SEC their semiannual/annual shareholder report or quarterly portfolio holdings report that includes such period. The Funds may terminate or modify this policy at any time without further notice to shareholders. A Fund may publish on the Trust's website a complete schedule of its portfolio holdings and certain other information regarding portfolio holdings more frequently in accordance with the Trust's policy.

A further description of the Trust's Policy on Disclosure of Portfolio Holdings is available in the SAI.

SHAREHOLDER COMMUNICATIONS. Shareholders of record will be provided each year with a semiannual report and an annual

report as of September 30 and March 31, respectively. The reports will be made available on the Funds' website at northerntrust.com/united-states/what-we-do/investment-management/northern-funds/literature. Paper copies of these reports will be mailed to each shareholder of record that has not elected to receive the reports electronically. You may elect to receive future reports electronically at any time by contacting your financial intermediary or, if you invest directly with the Trust, by calling the Northern Funds Center at 800-595-9111 or by sending an e-mail request to northernfunds@ntrs.com. Your election to receive reports electronically will apply to all Northern Funds you hold in your account at the financial intermediary or through an account with the Trust.

If we have received appropriate written consent, we send a single copy of all materials, including prospectuses, financial reports, proxy statements or information statements and other notices to all shareholders who share the same mailing address, even if more than one person in a household holds shares of a Fund. If you do not want your mailings combined with those of other members of your household, you may opt-out at any time by contacting the Northern Funds Center by telephone at 800-595-9111 or by mail at Northern Funds, P.O. Box 75986, Chicago, Illinois 60675-5986. You also may send an e-mail to northern-funds@ntrs.com. The Funds will begin sending individual copies to you within 30 days after receipt of your opt-out notice. The Trust may reproduce this Prospectus in electronic format that may be available on the Internet. If you have received this Prospectus in electronic format you, or your representative, may contact the Transfer Agent for a free paper copy of this Prospectus by writing to the Northern Funds Center at P.O. Box 75986, Chicago, Illinois 60675-5986, calling 800-595-9111 or by sending an e-mail to: northern-funds@ntrs.com.

DIVIDENDS AND DISTRIBUTIONS

DIVIDENDS AND CAPITAL GAIN DISTRIBUTIONS OF EACH FUND ARE AUTOMATICALLY REINVESTED IN ADDITIONAL SHARES OF THE SAME FUND WITHOUT ANY SALES CHARGE.

You may, however, elect to have dividends or capital gain distributions (or both) paid in cash or reinvested in shares of another fund in the Trust at its NAV per share. If you would like to receive dividends or distributions in cash or have them reinvested in another fund in the Trust, you must notify the Transfer Agent in writing. This election will become effective for distributions paid two days after its receipt by the Transfer Agent. Dividends and distributions only may be reinvested in a fund in the Trust in which you maintain an account.

Dividend and capital gain distributions that are returned to a Fund as undeliverable will be reinvested into your account upon return receipt at the Fund's then current NAV. Also, future distributions will be reinvested until the Fund receives valid delivery instructions.

The following table summarizes the general distribution policies for each of the Funds. A Fund may, in some years, pay additional dividends or make additional distributions to the extent necessary for the Fund to avoid incurring tax liabilities or for other reasons.

Fund	Dividends, if any, Declared and Paid*	Capital Gains, if any, Declared and Paid
GLOBAL TACTICAL ASSET ALLOCATION	Quarterly	Annually
INCOME EQUITY	Monthly	Annually
INTERNATIONAL EQUITY	Annually	Annually
LARGE CAP CORE	Quarterly	Annually
LARGE CAP VALUE	Annually	Annually
SMALL CAP VALUE	Annually	Annually
EMERGING MARKETS EQUITY INDEX	Annually	Annually
GLOBAL REAL ESTATE INDEX	Quarterly	Annually
INTERNATIONAL EQUITY INDEX	Annually	Annually
MID CAP INDEX	Annually	Annually
SMALL CAP INDEX	Annually	Annually
STOCK INDEX	Quarterly	Annually
SMALL CAP CORE	Annually	Annually
U.S. QUALITY ESG	Quarterly	Annually
GLOBAL SUSTAINABILITY INDEX	Annually	Annually
BOND INDEX	Declared daily, paid monthly	Annually
CORE BOND	Declared daily, paid monthly	Annually
FIXED INCOME	Declared daily, paid monthly	Annually
HIGH YIELD FIXED INCOME	Declared daily, paid monthly	Annually
SHORT BOND	Declared daily, paid monthly	Annually
LIMITED TERM U.S. GOVERNMENT	Declared daily, paid monthly	Annually
TAX-ADVANTAGED ULTRA-SHORT FIXED INCOME	Declared daily, paid monthly	Annually
ULTRA-SHORT FIXED INCOME	Declared daily, paid monthly	Annually
U.S. GOVERNMENT	Declared daily, paid monthly	Annually
U.S. TREASURY INDEX	Declared daily, paid monthly	Annually
ARIZONA TAX-EXEMPT	Declared daily, paid monthly	Annually
CALIFORNIA INTERMEDIATE TAX-EXEMPT	Declared daily, paid monthly	Annually
CALIFORNIA TAX-EXEMPT	Declared daily, paid monthly	Annually
HIGH YIELD MUNICIPAL	Declared daily, paid monthly	Annually
INTERMEDIATE TAX-EXEMPT	Declared daily, paid monthly	Annually
LIMITED TERM TAX-EXEMPT	Declared daily, paid monthly	Annually
TAX-EXEMPT	Declared daily, paid monthly	Annually

Fund	Dividends, if any, Declared and Paid*	Capital Gains, if any, Declared and Paid
ACTIVE M EMERGING MARKETS EQUITY	Annually	Annually
ACTIVE M INTERNATIONAL EQUITY	Annually	Annually
MULTI-MANAGER GLOBAL LISTED INFRASTRUCTURE	Quarterly	Annually
MULTI-MANAGER GLOBAL REAL ESTATE	Quarterly	Annually
MULTI-MANAGER HIGH YIELD OPPORTUNITY	Monthly	Annually

* Shares of Funds that declare dividends daily are entitled to the dividends declared, if any, by a Fund beginning on the next Business Day after the purchase order is executed.

The following is a summary of certain tax considerations that may be relevant to an investor in a Fund. The discussions of the federal income tax consequences in this Prospectus and the SAI are based on the Internal Revenue Code of 1986, as amended (the “Code”) and the regulations issued under it, and court decisions and administrative interpretations, as in effect on the date of this Prospectus. Future legislative or administrative changes or court decisions may significantly alter the statements included herein, and any such changes or decisions may be retroactive. Except where otherwise indicated, the discussion relates to shareholders who are individual U.S. citizens or residents and is based on current tax law. You should consult your tax professional for further information regarding federal, state, local and/or foreign tax consequences relevant to your specific situation.

DISTRIBUTIONS. Each Fund has elected and intends to qualify as a regulated investment company for federal income tax purposes, and to distribute to shareholders substantially all of its net investment income and net capital gain each year. Except as otherwise noted below, you will generally be subject to federal income tax on a Fund’s distributions to you, regardless of whether they are paid in cash or reinvested in Fund shares. For federal income tax purposes, Fund distributions attributable to short-term capital gains and net investment income generally are taxable to you as ordinary income. Distributions attributable to net capital gain (the excess of net long-term capital gains over net short-term capital losses) of a Fund generally are taxable to you as long-term capital gains. This is true no matter how long you own your Fund shares. The maximum long-term capital gain rate applicable to individuals, estates and trusts is currently 20%. Gains from REITs and Master Limited Partnerships (“MLPs”) that are unrecaptured Section 1250 gains are subject to tax at a maximum rate of 25%. U.S. individuals with “modified adjusted gross income” exceeding \$200,000 (\$250,000 if married and filing jointly) and trusts and estates with income above certain thresholds are subject to the Medicare contribution tax on their “net investment income,” which includes non-exempt interest, dividends and capital gains at a rate of 3.8%.

The Tax-Exempt Fixed Income Funds and the Tax-Advantaged Ultra-Short Fixed Income Fund intend to pay “exempt-interest dividends” that generally are exempt from federal income tax. However, some dividends will be taxable, such as dividends that are attributable to gains on bonds that are acquired at a “market discount” and distributions of short and long-term capital gains. A portion of the exempt-interest dividends paid by an applicable Fund may be an item of tax preference for purposes of determining federal alternative minimum tax liability. Shareholders who are recipients of Social Security Act or Railroad Retirement benefits should note that exempt interest dividends will be taken into account in determining the taxability of their benefit payments.

The Tax-Exempt Fixed Income Funds may invest in tax credit bonds, such as qualified tax credit bonds, build America bonds, or clean renewable energy bonds. These bonds provide tax credits to the holder in lieu of some or all of the interest. Under the Code, a Tax-Exempt Fixed Income Fund may elect to pass through the tax credits to the shareholders. If a Tax-Exempt Fixed Income Fund makes such an election, each shareholder will be required to include in gross income an amount equal to his or her proportionate share of the tax credits and will be allowed his or her proportionate share of those credits against his or her income tax liability. Such Tax-Exempt Fixed Income Fund will notify shareholders of their proportionate share of tax credits, if any, and their income in respect of these tax credits within sixty days after the close of its taxable year. The 2017 Tax Cuts and Jobs Act repealed the rules related to tax credit bonds and the exclusion from gross income for interest on a bond issued to advance refund another bond and is effective for bonds issued after December 31, 2017, but does not affect the tax treatment of bonds issued prior to January 1, 2018.

The California Intermediate Tax-Exempt Fund, the California Tax-Exempt Fund (together, the “California Funds”) and the Arizona Tax-Exempt Fund expect to pay dividends that generally are exempt from personal income tax for residents of those respective states. This exemption will apply, however, only to dividends that are derived from interest paid on California or Arizona municipal instruments, respectively, or on certain federal obligations. The State of Arizona is not authorized to issue general obligation bonds. However, political subdivisions of the State of Arizona are authorized to issue general obligation bonds if certain conditions are met. In addition, dividends paid by the California Funds to corporate shareholders will be subject to California corporate franchise tax, but generally exempt from California income tax.

If you receive an exempt-interest dividend with respect to any share of a Tax-Exempt Fixed Income Fund and the share is held for six months or less, any loss on the sale or exchange of the share will be disallowed to the extent of the dividend amount. Interest on indebtedness incurred by a shareholder to purchase or carry shares of the Tax-Exempt Fixed Income Funds generally will not be deductible for federal income tax purposes.

Except as stated below, you may be subject to state and local taxes on Fund distributions and redemptions. State income taxes may not apply, however, to the portions of each Fund’s distributions, if any, that are attributable to interest on certain types of federal securities or interest on securities issued by the particular state or municipalities within the state.

There are certain tax requirements that each Fund must follow in order to qualify as a regulated investment company and to avoid federal income taxation. In their efforts to adhere to these

requirements, the Funds may have to limit their investment activity in some types of instruments.

Distributions of “qualifying dividends” by a Fund will also generally be taxable to you at long-term capital gain rates, as long as certain requirements are met. In general, if 95% or more of the gross income of a Fund (other than net capital gain) consists of dividends received from domestic corporations or “qualified” foreign corporations (“qualifying dividends”) and when certain other requirements are met, then all distributions paid by the Fund to individual shareholders will be treated as qualifying dividends. But if less than 95% of the gross income of a Fund (other than net capital gain) consists of qualifying dividends, then distributions paid by the Fund to individual shareholders will be qualifying dividends only to the extent they are derived from qualifying dividends earned by the Fund. For the long-term capital gain rates to apply, you must have owned your Fund shares for at least 61 days during the 121-day period beginning on the date that is 60 days before the Fund’s ex-dividend date (and the Fund will need to have met a similar holding period requirement with respect to the shares of the corporation paying the qualifying dividend). The amount of a Fund’s distributions that qualify for this favorable treatment may be reduced as a result of the Fund’s or an Underlying Fund’s securities lending activities, if any, by a high portfolio turnover rate or by investments in debt securities or “non-qualified” foreign corporations.

To the extent that a Fund invests a portion of its assets in entities that qualify as REITs for U.S. federal income tax purposes or foreign corporations that are not “qualified” foreign corporations, distributions attributable to the dividends from those entities will generally not constitute “qualifying dividends” for purposes of the long-term capital gain rate. Accordingly, investors in a Fund should anticipate that all or a portion of the dividends they receive may be taxable at the higher rates generally applicable to ordinary income. Passive foreign investment companies are not qualified foreign corporations for this purpose.

Certain Funds may make distributions to you of “section 199A dividends” with respect to qualified dividends that it receives with respect to its investments in REITs. A section 199A dividend is any dividend or part of such dividend that a Fund pays to its shareholders and reports as a section 199A dividend in written statements furnished to its shareholders.

Distributions paid by a Fund that are eligible to be treated as section 199A dividends for a taxable year may not exceed the “qualified REIT dividends” received by the Fund from REITs reduced by the Fund’s allocable expenses. Section 199A dividends may be taxed to individuals and other non-corporate shareholders at a reduced effective federal income tax rate, provided the shareholder receiving the dividends has satisfied a holding period requirement for the Fund’s shares and satisfied certain other conditions. For the lower rates to apply, you must

have owned your Fund shares for at least 46 days during the 91-day period beginning on the date that is 45 days before the Fund’s ex-dividend date, but only to the extent that you are not under an obligation (under a short-sale or otherwise) to make related payments with respect to positions in substantially similar or related property. At this time it is not possible to determine the amount of dividends a Fund will pay that will be eligible for the reduced individual income tax rate currently applicable to qualified dividend income or that would be treated as section 199A dividends.

The Fixed Income Funds, Tax-Exempt Fixed Income Funds, and Multi-Manager High Yield Opportunity Fund will generally invest in debt instruments and not in shares of stock on which dividend income will be received. As a result, these Funds do not expect to pay dividends that are eligible for the reduced individual income tax rate currently applicable to qualified dividend income or treated as section 199A dividends.

A portion of distributions paid by a Fund to shareholders who are corporations may also qualify for the dividends-received deduction for corporations, subject to certain holding period requirements and debt financing limitations. The amount of the dividends qualifying for this deduction may, however, be reduced as a result of a Fund’s or an Underlying Fund’s securities lending activities, by a high portfolio turnover rate or by investments in debt securities or foreign corporations. It is expected that distributions paid by the Fixed Income Funds, Tax-Exempt Fixed Income Funds, and Active M/Multi-Manager Funds will generally not qualify for this deduction.

To the extent that a Fund invests a portion of its assets in MLPs, Fund distributions attributable to distributions from those entities will generally not constitute “qualifying dividends” for purposes of the long-term capital gain rate. Additionally, a Fund may be allocated items of tax preference or adjustment for alternative minimum tax purposes from MLPs and will be required to allocate those items to shareholders.

Dividends and distributions from each Fund will generally be taxable to you in the tax year in which they are paid, with one exception. Dividends and distributions declared by a Fund in October, November or December and paid in January of the following year are taxed as though they were paid on December 31.

Each year, the Fund will send you an annual statement (Form 1099) of your account activity to assist you in completing your federal, state and local tax returns. Prior to issuing your statement, the Fund makes every effort to obtain correct information regarding Fund income to reduce the number of corrected forms mailed to shareholders. However, when necessary, the Fund will send you a corrected Form 1099 to reflect changes in information regarding fund income.

The use of derivatives by a Fund may cause the Fund to realize higher amounts of ordinary income or short-term capital gain, distributions from which are taxable to individual shareholders at ordinary income tax rates rather than at the more favorable tax rates for long-term capital gain. Additionally, other rules applicable to derivatives may accelerate the recognition of income or gains to the Fund, defer losses to the Fund, and cause adjustments in the holding periods of the Fund's securities. These rules, therefore, could affect the amount, timing and/or character of distributions to shareholders.

REIT or MLP investments of a Fund often do not provide complete tax information to the Fund until after the calendar year-end. Consequently, because of the delay, it may be necessary for the Fund to request permission to extend the deadline for issuance of Forms 1099-DIV beyond January 31. Also, under current provisions of the Code, distributions attributable to operating income of REITs in which a Fund invests are not eligible for favorable tax treatment as long-term capital gains, but as noted above, a Fund may classify such distributions as section 199A dividends.

You should also note that if you purchase shares of a Fund just before it makes a distribution, the purchase price will reflect the amount of the upcoming distribution, but you will be taxed on the entire amount of the distribution received, even though, as an economic matter, the distribution simply constitutes a return of a portion of your investment. This adverse tax result is known as "buying into a dividend."

FOREIGN TAXES. Certain Funds may be subject to foreign withholding taxes with respect to dividends or interest received from sources in foreign countries. If more than 50% of the value of the total assets of a Fund consists of stocks and securities (including debt securities) of foreign corporations at the close of a taxable year, or if the Fund is a qualified fund of funds (i.e., a fund at least 50% of the value of the total assets of which, at the close of each quarter of the taxable year, is represented by interests in other RICs), the Fund may elect, for federal income tax purposes, to treat certain foreign taxes paid by them, including generally any withholding and other foreign income taxes, as paid by their shareholders. It is anticipated that the International Equity Fund, Emerging Markets Equity Index Fund, International Equity Index Fund, Active M Emerging Markets Equity Fund, Multi-Manager Global Listed Infrastructure Fund, Multi-Manager Global Real Estate Fund, and Active M International Equity Fund may be eligible to make this election. If these Funds make this election, the amount of such foreign taxes paid by the Funds will be included in its shareholders' income pro rata (in addition to taxable distributions actually received by them), and such shareholders will be entitled either (1) to credit that proportionate amount of taxes against U.S. federal income tax liability as a foreign tax credit (subject to applicable limitations) or (2) to take that amount as an itemized deduction. A Fund

that is not eligible or chooses not to make this election will be entitled to deduct such taxes in computing the amounts they are required to distribute.

The Underlying Funds of the Global Tactical Asset Allocation Fund may be subject to foreign withholding or foreign taxes on income or gain from certain foreign securities. In general, these foreign taxes will reduce the taxable income of the Fund, but will not be passed through to you as to be taken as a deduction or tax credit.

SALES AND EXCHANGES. The sale, exchange, or redemption of Fund shares is a taxable event on which a gain or loss may be recognized. For federal income tax purposes, an exchange of shares of one Fund for shares of another Fund is considered the same as a sale. The amount of gain or loss is based on the difference between your tax basis in the Fund shares and the amount you receive for them upon disposition. Generally, you will recognize long-term capital gain or loss if you have held your Fund shares for over twelve months at the time you dispose of them. Gains and losses on shares held for twelve months or less will generally constitute short-term capital gains, except that a loss on shares held six months or less will be recharacterized as a long-term capital loss to the extent of any capital gains distributions that you have received on the shares. A loss realized on a sale or exchange of Fund shares may be disallowed under the so-called "wash sale" rules to the extent the shares disposed of are replaced with other shares of that same Fund within a period of 61 days beginning 30 days before and ending 30 days after the shares are disposed of, such as pursuant to a dividend reinvestment in shares of the Fund. If disallowed, the loss will be reflected in an adjustment to the basis of the shares acquired.

The Funds are required to compute and report to the Internal Revenue Service ("IRS") and furnish to Fund shareholders cost basis information when Fund shares are sold or exchanged. The Funds have elected to use the average cost method, unless you instruct the Funds to use a different IRS-accepted cost basis method, or choose to specifically identify your shares at the time of each sale or exchange. If your account is held by your broker or other financial advisor, they may select a different cost basis method. In these cases, please contact your broker or other financial advisor to obtain information with respect to the available methods and elections for your account. You should carefully review the cost basis information provided by the Funds and make any additional basis, holding period or other adjustments that are required when reporting these amounts on your federal and state income tax returns. Fund shareholders should consult with their tax professionals to determine the best IRS-accepted cost basis method for their tax situation and to obtain more information about how the new cost basis reporting requirements apply to them.

IRAS AND OTHER TAX-QUALIFIED PLANS. One major exception to the tax principles discussed above is that distributions on, and sales, exchanges and redemptions of, shares held in an IRA (or other tax-qualified plan) will not be currently taxable unless the shares were purchased with borrowed funds.

Shareholders who are recipients of Social Security Act or Railroad Retirement benefits should note that exempt interest dividends will be taken into account in determining the taxability of their benefit payments.

BACKUP WITHHOLDING. The Trust will be required in certain cases to withhold and remit to the U.S. Treasury 24% of the dividends, capital gain distributions, and gross sales proceeds paid to any shareholder (i) who had provided either an incorrect tax identification number or no number at all, (ii) who is subject to backup withholding by the Internal Revenue Service for failure to report the receipt of taxable interest or dividend income properly, or (iii) who has failed to certify to the Trust, when required to do so, that they are not subject to backup withholding or that they are an “exempt recipient.”

U.S. TAX TREATMENT OF FOREIGN SHAREHOLDERS.

Nonresident aliens, foreign corporations and other foreign investors will generally be exempt from U.S. federal income tax on distributions attributable to net capital gains. The exemption may not apply, however, if an investment in a Fund is effectively connected to a trade or business of the foreign investor in the United States or if the foreign investor is present in the United States for 183 days or more in a taxable year and certain other conditions are met.

Fund distributions attributable to other categories of Fund income, such as interest or dividends from companies whose securities are held by a Fund or an Underlying Fund of Global Tactical Asset Allocation Fund, will generally be subject to a 30% withholding tax when paid to foreign shareholders. The withholding tax may, however, be reduced (and, in some cases, eliminated) under an applicable tax treaty between the United States and a shareholder’s country of residence or incorporation, provided that the shareholder furnishes the Fund with a properly completed Form W-8BEN or W-8BEN-E, as applicable, to establish entitlement for these treaty benefits.

Dividends reported as short-term capital gain dividends or interest-related dividends are not subject to U.S. withholding tax.

A foreign investor will generally not be subject to U.S. tax on gains realized on sales or exchanges of Fund shares unless the investment in the Fund is effectively connected to a trade or business of the investor in the United States or if the investor is present in the United States for 183 days or more in a taxable year and certain other conditions are met. However, dividends reported as exempt-interest dividends are generally not subject to U.S. withholding tax.

Distributions to foreign shareholders attributable to U.S. real estate gains received from the sale of U.S. real property interests and real estate gains from REITs or MLPs will be subject to U.S. withholding tax at rates up to 21%.

If a foreign shareholder holds more than 5% of a Fund at any time during the 5-year period ending on the date of disposition or redemption of shares (a “5% Shareholder”) and the Fund is a U.S. Real Property Holding Corporation (as defined in the Code), the foreign shareholder will be subject to withholding tax on the gross proceeds at a 15% rate and may be required to file a U.S. federal income tax return. Foreign corporations recognizing gain under these rules may be subject to the U.S. Branch Profits Tax.

In addition, the Funds are required to withhold 30% tax on certain payments to certain foreign entities that do not meet specified information reporting requirements under the Foreign Account Tax Compliance Act.

All foreign investors should consult their own tax professionals regarding the tax consequences in the United States and their country of residence of an investment in a Fund.

STATE AND LOCAL TAXES. You may also be subject to state and local taxes on income and gain attributable to your ownership of Fund shares. State income taxes may not apply, however, to the portions of a Fund’s distributions, if any, that are attributable to interest earned by the Fund on U.S. government securities. You should consult your tax professional regarding the tax status of distributions in your state and locality.

CONSULT YOUR TAX PROFESSIONAL. Your investment in the Funds could have additional tax consequences. You should consult your tax professional for information regarding all tax consequences applicable to your investments in a Fund. More tax information relating to the Funds is also provided in the SAI. This short summary is not intended as a substitute for careful tax planning.

ADDITIONAL INFORMATION ON INVESTMENT OBJECTIVES, PRINCIPAL INVESTMENT STRATEGIES AND RELATED RISKS, DESCRIPTION OF SECURITIES AND COMMON INVESTMENT TECHNIQUES

The following provides additional information regarding each Fund's investment objective, principal investment strategies and related risks discussed in the Fund Summaries—Principal Investment Strategies section for each Fund, as well as information about additional investment strategies and techniques that a Fund may employ in pursuing its investment objective. The Funds also may make other types of investments to the extent permitted by applicable law. Additional information about the Funds, their investment strategies and risks can also be found in the Funds' SAI. Future legislative, regulatory, or tax developments may affect the investments or investment strategies available to NTI in connection with managing the Funds, which may also adversely affect the Funds' return potential and ability of the Funds to achieve their investment objective.

All investments carry some degree of risk that will affect the value of a Fund's investments, its investment performance and the price of its shares. As a result, loss of money is a risk of investing in each Fund.

Because certain Funds invest in Underlying Funds, the risks described below for a Fund are also in reference to the Underlying Funds in which it invests. Accordingly, references to "Fund" include any Underlying Funds in which the Fund invests, and to the extent that the Fund invests directly in securities and other instruments, the risks described below are also directly applicable to the Fund.

INVESTMENT OBJECTIVES. A Fund's investment objective may be changed by the Trust's Board of Trustees without shareholder approval. Shareholders will, however, be notified of any changes to a Fund's investment objective.

ALTERNATIVE MINIMUM TAX RISK. Although the interest received from municipal securities generally is exempt from federal income tax, the Fund may invest a portion of its total assets in municipal securities subject to the federal alternative minimum tax. Accordingly, investment in the Fund could cause shareholders to be subject to, or result in an increased liability under, the federal alternative minimum tax.

ASSET ALLOCATION RISK is the risk that the selection by the Global Tactical Asset Allocation Fund's portfolio manager of the Underlying Funds and the allocation of the Fund's assets among the various asset classes and market segments as defined by Northern Trust's Investment Policy Committee will not perform as expected. The Fund's investment in any one Underlying Fund or asset class may exceed 15% of the Fund's total assets, which may cause it to be subject to greater volatility and risk than a more diversified fund.

ASSET-BACKED AND MORTGAGE-BACKED SECURITIES. Asset-backed securities are sponsored by entities such as government agencies, banks, financial companies and commercial or industrial companies. Asset-backed securities represent participations in, or are secured by and payable from, pools of assets such as mortgages, automobile loans, credit card receivables and other financial assets. In effect, these securities "pass through" the monthly payments that individual borrowers make on their mortgages or other assets net of any fees paid to the issuers. Examples of these include guaranteed mortgage pass-through certificates, collateralized mortgage obligations ("CMOs") and real estate mortgage investment conduits ("REMICs"). Examples of asset-backed securities also include collateralized debt obligations ("CDOs"), which include collateralized bond obligations ("CBOs"), collateralized loan obligations ("CLOs") and other similarly structured securities. A CBO is a trust typically collateralized by a pool that is backed by a diversified pool of high risk, below-investment-grade fixed-income securities.

A CLO is a trust typically collateralized by a pool of loans that may include, among others, domestic and foreign senior secured loans; senior unsecured loans; and other subordinate corporate loans, including loans that may be rated below-investment-grade or equivalent unrated loans.

INVESTMENT STRATEGY. To the extent consistent with their investment objectives and strategies, each Fund may purchase securities that are issued or guaranteed by the U.S. government or by its agencies or instrumentalities. To the extent consistent with their investment objectives and strategies, the Funds, except for the U.S. Treasury Index Fund, may purchase these and other types of asset-backed securities that are "Eligible Securities" as defined by the SEC. Except for the Bond Index Fund, U.S. Government Fund, Limited Term U.S. Government Fund, Tax-Advantaged Ultra-Short Fixed Income Fund, Ultra-Short Fixed Income Fund, U.S. Treasury Index Fund and Tax-Exempt Fixed Income Funds, the Funds, including High Yield Municipal Fund, to the extent consistent with their investment objectives and strategies, may also invest in CDOs. Such securities are subject to the same quality requirements as the other types of fixed-income securities held by a Fund.

SPECIAL RISKS. Asset-backed and mortgage-backed securities are subject to credit, interest rate, prepayment, extension, valuation and liquidity risks. The value of these securities also may change because of actual or perceived changes in the creditworthiness of the originator, the service agent, the financial institution providing the credit support or the counterparty. Unlike mortgage-backed securities issued or guaranteed by agencies of the U.S. government or government-sponsored enterprises, mortgage-backed securities issued by private issuers do not have a government or government-sponsored enterprise guarantee (but may have other credit enhancement), and may, and frequently do, have less favorable

collateral, credit risk or other underwriting characteristics. Credit supports, if any, generally apply only to a fraction of a security's value and may be inadequate to protect investors in the event of a default. When interest rates decline, the value of an asset-backed or mortgage-backed security with prepayment features may not increase as much as that of other fixed-income securities. In addition, non-mortgage asset-backed securities involve certain risks not presented by mortgage-backed securities. Primarily, these securities do not have the benefit of the same security interest in the underlying collateral. Credit card receivables generally are unsecured, and the debtors are entitled to the protection of a number of state and federal consumer credit laws. Automobile receivables are subject to the risk that the trustee for the holders of the automobile receivables may not have an effective security interest in all of the obligations backing the receivables. If the issuer of the security has no security interest in the related collateral, there is the risk that a Fund could lose money if the issuer defaults. CBOs and CLOs are generally offered in tranches that vary in risk and yield. Both CBOs and CLOs can experience substantial losses due to actual defaults of the underlying collateral, increased sensitivity to defaults due to collateral default and disappearance of junior tranches that protect the more senior tranches, market anticipation of defaults and aversion to CBO or CLO securities as a class. A future economic downturn could increase the risk that such assets underlying asset-backed securities purchased by a Fund will also suffer greater levels of default than were historically experienced. Investments in mortgage-backed securities comprised of subprime mortgages and investments in other asset-backed securities of underperforming assets may be subject to a higher degree of credit risk, valuation risk, and liquidity risk.

COMMODITY-LINKED SECURITIES. To the extent consistent with their investment objectives and strategies, the Funds may seek to provide exposure to the investment returns of real assets that trade in the commodity markets through investments in commodity-linked derivative instruments, which are designed to provide this exposure without direct investment in physical commodities. Real assets are assets such as oil, gas, industrial and precious metals, livestock, and agricultural or meat products, or other items that have tangible properties, as compared to stocks or bonds, which are financial instruments. In choosing Underlying Funds, the Investment Adviser seeks to provide exposure to various commodities and commodity sectors.

SPECIAL RISKS. The value of commodity-linked derivative instruments may be affected by a variety of factors, including, but not limited to, overall market movements and other factors affecting the value of particular industries or commodities, such as weather, disease, embargoes, acts of war or terrorism, or political and regulatory developments.

The prices of commodity-linked derivative instruments may move in different directions than investments in traditional equity and debt securities when the value of those traditional securities is declining due to adverse economic conditions. As an example, during periods of rising inflation, debt securities have historically tended to decline in value due to the general increase in prevailing interest rates. Conversely, during those same periods of rising inflation, the prices of certain commodities, such as oil and metals, have historically tended to increase. There cannot be any guarantee that these investments will perform in that manner in the future, and at certain times the price movements of commodity-linked instruments have been parallel to those of debt and equity securities. Commodities have historically tended to increase and decrease in value during different parts of the business cycle than financial assets. Nevertheless, at various times, commodities prices may move in tandem with the prices of financial assets and thus may not provide overall portfolio diversification benefits. Under favorable economic conditions, the Fund's investments may be expected to underperform an investment in traditional securities. Over the long term, the returns on the Fund's investments are expected to exhibit low or negative correlation with stocks and bonds.

COMMODITY-RELATED SECURITIES RISK is the risk that exposure to the commodities markets may subject a Fund to greater volatility than investments in other kinds of securities. In addition to overall market movements, commodity-related securities may be adversely impacted by commodity index volatility, changes in interest rates, or factors affecting a particular industry or commodity, such as weather, disease (including pandemic), tariffs, embargoes or other trade barriers, acts of war or terrorism, or political and regulatory developments.

INVESTMENT STRATEGY. To the extent consistent with their investment objectives and strategies, the Funds may invest a portion of their assets in commodity-related securities.

SPECIAL RISKS. Commodity-related industries throughout the world are subject to greater political, environmental, and other governmental regulation than many other industries. Changes in government policies and the need for regulatory approvals may adversely affect the products and services of companies in the commodities industries. The effect of future regulations affecting commodity-related industries cannot be predicted. The value of a Fund's investments in commodity-related securities may decline and fluctuate in a rapid and unpredictable manner.

CONVERTIBLE SECURITIES. A convertible security is a bond or preferred stock that may be converted (exchanged) into the common stock of the issuing company within a specified time period for a specified number of shares. Convertible securities offer a way to participate in the capital appreciation of the

common stock into which the securities are convertible, while earning higher current income than is available from the common stock.

INVESTMENT STRATEGY. To the extent consistent with their investment objectives and strategies, the Funds, except for the Limited Term Tax-Exempt Fund, may acquire convertible securities. These securities are subject to the same rating requirements as fixed-income securities that are held by a Fund. Convertible securities will be rated “investment grade” at the time of purchase.

The Multi-Manager High Yield Opportunity Fund may invest without limitation in convertible securities that are rated non-investment grade. Each of the other Active M/Multi-Manager Funds may invest up to 15% of its total assets in convertible securities that are rated non-investment grade at the time of purchase, although generally convertible securities will be rated investment grade at the time of purchase, when the Sub-Advisers determine that such securities are desirable in light of the Funds’ investment objectives.

SPECIAL RISKS. The price of a convertible security normally will vary in some proportion to changes in the price of the underlying common stock because of either a conversion or exercise feature. However, the value of a convertible security may not increase or decrease as rapidly as the underlying common stock. Additionally, convertible securities may be subject to market risk, credit and counterparty risk, interest rate risk and other market and issuer-specific risks that apply to the underlying common stock. While convertible securities generally offer lower interest or dividend yields than non-convertible fixed-income securities of similar quality, their value tends to increase as the market value of the underlying stock increases and to decrease when the value of the underlying stock decreases, and may vary in price in response to changes in the price of the underlying common stock, with greater volatility. Also, a Fund may be forced to convert a security before it would otherwise choose, which may have an adverse effect on the Fund’s return and its ability to achieve its investment objective.

CREDIT (OR DEFAULT) RISK. Credit risk, also called default risk, is the risk that an issuer of fixed income securities held by a Fund may default on its obligation to pay interest and repay principal. Generally, the lower the credit rating of a security, the greater the risk that the issuer of the security will default on its obligation. High quality securities are generally believed to have relatively low degrees of credit risk. There is always the risk that the Investment Adviser’s or Sub-Adviser’s analysis of creditworthiness is incorrect or may change due to market conditions. Concerns over an issuer’s ability to make principal or interest payments in a timely manner may cause the value of a fixed income security to decline. The credit quality of a debt security or of the issuer of a debt security held by a Fund could

deteriorate rapidly, which may impair a Fund’s liquidity or cause a deterioration in the market value of a Fund’s securities. To the extent that a Fund focuses its transactions with a limited number of counterparties, it will be more susceptible to the risks associated with one or more counterparties. In addition, the Funds may incur expenses in an effort to protect a Fund’s interests or enforce its rights against an issuer, guarantor or counterparty or may be hindered or delayed in exercising these rights.

DEBT EXTENSION RISK is the risk that when interest rates rise, an issuer will exercise its right to pay principal on certain debt securities held by the Funds later than expected. This will cause the value of the security, and the Fund’s NAV to decrease and the Fund may lose opportunities to invest in higher yielding securities.

DEPOSITARY RECEIPTS RISK. Foreign securities may trade in the form of depositary receipts. In addition to investment risks associated with the underlying issuer, depositary receipts may expose the Fund to additional risks associated with non-uniform terms that apply to depositary receipt programs, including credit exposure to the depositary bank and to the sponsors and other parties with whom the depositary bank establishes the programs, currency, political, economic, market risks and the risk of an illiquid market for depositary receipts. Depositary receipts are generally subject to the same risks as the foreign securities that they evidence or into which they may be converted. Depositary receipts may not track the price of the underlying foreign securities on which they are based, may have limited voting rights, and may have a distribution subject to a fee charged by the depositary. As a result, equity shares of the underlying issuer may trade at a discount or premium to the market price of the depositary receipts. Some institutions issuing depositary receipts may not be sponsored by the issuer. Unsponsored programs generally expose investors to greater risks than sponsored programs and do not provide holders with many of the shareholder benefits that come from investing in a sponsored depositary receipt.

DERIVATIVES. To the extent consistent with their investment objectives and strategies, a Fund may utilize certain “derivative” instruments for hedging or speculative purposes. A derivative is a financial instrument whose value is derived from, or based upon, the performance of underlying assets, interest or currency exchange rates, or other indices and may be leveraged. Derivatives include futures contracts, options, swaps, and forward foreign currency exchange contracts.

A futures contract is a standardized agreement between two parties to buy or sell a specified quantity of an underlying asset at a specified price at a specified future time, with both the purchaser and the seller equally obligated to complete the transaction at that future time. The value of a futures contract tends to increase and decrease in tandem with the value of the

underlying asset. Depending on the terms of the particular contract, futures contracts are settled by purchasing an offsetting contract, physically delivering the underlying asset on the settlement date or paying a cash settlement amount on the settlement date.

An option is an agreement between two parties that gives the purchaser of the option the right to buy or sell a particular asset (commonly a stock, shares of an ETF, a bond, a currency, a futures contract or even the value represented by an index) at a later date at an agreed upon price referred to as the “strike” price. A call option gives the purchaser of the option the right (but not the obligation) to buy the underlying asset at the strike price, while a put option gives the purchaser the right (but not the obligation) to sell the underlying asset at the strike price. In either case, the writer (seller) of the option incurs the corresponding obligation to fulfill the transaction if the option is exercised. The price of an option derives from the difference between the strike price and the value of the underlying asset, the expected volatility of that underlying asset and the time remaining until the expiration of the option.

By selling put and call options, a Fund receives a premium from the option buyer, which increases the Fund’s return if the option is closed at a gain or expires out-of-the-money. An option is “out-of-the-money” if the strike price of the option is below (for a put) or above (for a call) the value of the relevant underlying asset. If, however, the strike price of the option is above (for a put) or below (for a call) the value of the relevant underlying asset and/or the option’s price increases above the price at which it was sold, the Fund may (1) if the buyer has not exercised the option, close the option contract at a loss or (2) if the buyer has exercised the option, (i) pay the buyer the difference between the strike price and the value of underlying asset, or (ii) deliver (if a call) or purchase (if a put) the underlying asset, depending on whether the option is cash settled or deliverable.

A swap contract is an agreement between two parties pursuant to which the parties exchange payments at specified dates on the basis of a specified notional amount, with the payments calculated by reference to the price, value or level of a specified underlying asset, which can be a security, index, reference rate, commodity, currency or other asset, or a basket of any of the foregoing. The notional amount of a swap is based on the nominal or face amount of the reference asset that is used to calculate payments made under that swap; the notional amount typically is not exchanged between counterparties. The parties to the swap use variations in the price, value or level of the underlying asset to calculate payments between them through the life of the swap.

A forward foreign currency exchange contract is an agreement between parties to exchange a specified amount of currency at a specified future time at a specified rate.

INVESTMENT STRATEGY. Under normal market conditions, a Fund may utilize derivative instruments if consistent with the Fund’s objective, strategies and overall risk profile. In unusual circumstances, including times of increased market volatility, a Fund may make more significant investments in derivatives. A Fund may use derivatives for hedging purposes to offset a potential loss in one position by establishing an interest in an opposite position, to gain exposure to certain countries or currencies or for liquidity management purposes. The Funds may also invest in derivatives for liquidity purposes.

SPECIAL RISKS. An investment in derivatives can be more sensitive to changes in interest rates and sudden fluctuations in market prices than conventional securities. Certain derivatives do not trade on an established exchange (referred to as over-the-counter (OTC) derivatives) and are simply financial contracts between a Fund and a counterparty. When a Fund is owed money on an OTC derivative, the Fund is dependent on the counterparty to pay or, in some cases, deliver the underlying asset, unless the Fund can otherwise sell its derivative contract to a third party prior to its expiration. Many counterparties are financial institutions such as banks and broker-dealers and their creditworthiness (and ability to pay or perform) may be negatively impacted by factors affecting financial institutions generally. In addition, in the event that a counterparty becomes bankrupt or insolvent, a Fund’s ability to recover the collateral that the Fund has on deposit with the counterparty could be delayed or impaired. For derivatives traded on a centralized exchange, a Fund generally is dependent upon the solvency of the relevant exchange clearing house (which acts as a guarantor for each contractual obligation under such derivatives) for payment on derivative instruments for which the Fund is owed money.

Many derivatives do not require a payment up front equal to the economic exposure created by holding a position in the derivative, which creates a form of leverage. As a result, an adverse change in the value of the underlying asset could result in a Fund sustaining a loss that is substantially greater than the amount invested in the derivative or the anticipated value of the underlying asset. Leverage may therefore make a Fund’s returns more volatile and increase the risk of loss. In certain market conditions, losses on derivative instruments can grow larger while the value of a Fund’s other assets fall, resulting in the Fund’s derivative positions becoming a larger percentage of the Fund’s investments.

There is a smaller pool of buyers and sellers for certain derivatives, particularly OTC derivatives, than more traditional investments such as stocks. These buyers and sellers are often financial institutions that may be unable or unwilling to buy or sell derivatives during times of financial or market stress. Derivative instruments may therefore be less liquid than more traditional investments and a Fund may be unable to sell or exit its derivative positions at a desirable time or price. This risk

may be more acute under adverse market conditions, during which a Fund may be most in need of liquidating its derivative positions. To the extent that a Fund is unable to exit a derivative position because of market illiquidity, the Fund may not be able to prevent further losses of value in its derivatives holdings and the liquidity of the Fund and its ability to meet redemption requests may be impaired. Another consequence of illiquidity is that a Fund may be required to hold a derivative instrument to maturity and take or make delivery of the underlying asset that the Fund's investment adviser would otherwise have attempted to avoid.

Derivatives strategies may not always be successful. For example, hedges are sometimes subject to imperfect correlation between the derivative and the underlying asset, and there can be no assurance that a Fund's hedging transactions will be effective. The use of hedging may result in certain adverse tax consequences. Engaging in derivative transactions also involves other risks, including (a) market risk that a Fund's derivatives position will lose value; (b) pricing risk that the value of a derivative instrument will be difficult to determine; and (d) operations risk that loss will occur as a result of inadequate systems or human error. Many types of derivatives have been developed recently and have not been tested over complete market cycles. For these reasons, a Fund may suffer a loss whether or not the analysis of the investment advisers or Sub-Advisers is accurate.

Entering into derivatives contracts may cause a Fund to miss favorable trading opportunities due to a lack of sufficient cash or readily marketable securities, and may also cause a Fund to realize losses on offsetting or terminated derivative contracts or special transactions.

DIVIDEND RISK. As a group, securities that pay high dividends may fall out of favor with investors and underperform companies that do not pay high dividends. Also, changes in the dividend policies of such companies and the capital resources available for such companies' dividend payments may affect a Fund. There is the possibility that dividend-paying companies could reduce or eliminate the payment of dividends in the future or an anticipated acceleration of dividends may not occur. High-dividend stocks may not experience high earnings growth or capital appreciation. A Fund's performance during a broad market advance could suffer because dividend paying stocks may not experience the same capital appreciation as non-dividend paying stocks.

Depending upon market conditions, dividend-paying stocks that meet a Fund's investment criteria may not be widely available, or may be highly concentrated in only a few market sectors. This may increase the volatility of a Fund's returns and may limit the ability of the Fund to produce current income while remaining fully diversified. In addition, the value of dividend-paying common stocks can decline when interest

rates rise, as fixed-income investments become more attractive to investors. Because the potential for interest rates to rise becomes greater during a low interest rate environment, this risk may be greater in a period of low interest rates.

ENVIRONMENTAL, SOCIAL AND GOVERNANCE ("ESG")

CONSIDERATIONS. For all Funds other than U.S. Quality ESG Fund, Bond Index Fund, U.S. Treasury Index Fund and the Equity Index Funds, alongside traditional financial and economic analysis (e.g., expected return on investment), the Investment Adviser or the Sub-Advisers may include additional factors and investment characteristics, such as the potential impacts of ESG or other factors on a particular investment, in their assessment of portfolio investments.

INVESTMENT STRATEGY. For all Funds other than U.S. Quality ESG Fund, Bond Index Fund, U.S. Treasury Index Fund, and the Equity Index Funds, ESG factors are just one of many investment considerations the Investment Adviser or a Sub-Adviser may examine when evaluating potential investments for a Fund's portfolio. Such factors are not solely determinative in any investment decision made by the Investment Adviser or a Sub-Adviser and therefore a Fund may still invest in securities of issuers that may be viewed as having a high ESG risk profile. Any ESG analysis utilized by the Investment Adviser or Sub-Adviser as part of its investment process may involve the use of third-party research as well as proprietary research. ESG considerations that may be assessed as part of a Fund's investment process may change over time and may vary across types of eligible investments. The Investment Adviser and Sub-Advisers do not assess every investment or issuer for ESG factors and, when they do, not every ESG factor may be identified or evaluated.

SPECIAL RISKS. A Fund may underperform funds that do not incorporate ESG factors when making investment decisions or funds that use a different methodology to identify and/or incorporate ESG factors. ESG is not a uniformly defined characteristic and ESG standards differ by region and industry. A company's ESG practices or third-party service providers' (e.g., data and/or ratings providers) assessment of a company's ESG practices may change over time. Any assessment by the Investment Adviser or Sub-Adviser of an issuer's ESG factors is subjective and will likely differ from that of investors, third-party service providers and other funds. As a result, securities selected by the Investment Adviser and Sub-Advisers that exhibit ESG factors may not reflect the beliefs and values of any particular investor. The Investment Adviser and Sub-Advisers also may be dependent on the availability of timely, complete and accurate ESG data reported by issuers and/or third-party service providers, the timeliness, completeness and accuracy of which is out of the Investment Adviser's and Sub-Advisers' control. There is no guarantee that the evaluation of ESG considerations will be additive to a Fund's performance.

ESG MODEL FOR U.S. QUALITY ESG FUND. The U.S. Quality ESG Fund intends to invest in large and mid-capitalization U.S. companies that the Investment Adviser believes meet certain criteria for ESG factors using data provided by a third-party research vendor, and that exhibit strong business fundamentals, solid management and reliable cash flows and are located, headquartered in, incorporated in or otherwise organized in the United States. As of the date of this prospectus, the Investment Adviser receives such inputs provided by MSCI ESG Research LLC (“MSCI ESG Research”). The third-party vendor used by the Investment Adviser, as well as the number of vendors used, is subject to change over time. The U.S. Quality ESG Fund expects its investments to be allocated among companies that are large and mid-capitalization and are diversified in terms of industries.

INVESTMENT STRATEGY. The Investment Adviser manages the U.S. Quality ESG Fund according to the Investment Adviser’s quantitative model. To define an investable universe, NTI begins with the securities of companies included in the Russell 1000® Index, then excludes securities of companies involved in ESG controversies classified as “very severe” by MSCI ESG Research under certain global conventions, such as the United Nations Global Compact Principles, in the areas of environment, social (human rights and community, labor rights and supply chain, and customers) and governance. NTI also removes companies that, based on its evaluation of ESG data, appear to do a poor job of managing their financially relevant ESG risks and opportunities relative to their industry peers. The ESG data seeks to consider the company’s exposure to potentially material ESG risks, the quality of management systems and governance structures to mitigate potential ESG risks, and where applicable, positioning to meet market demand for the provision of products and services that have a positive environmental or social contribution. Companies are evaluated on environmental, social and governance “key issues” as determined by MSCI ESG Research. All companies in all industries are evaluated on all governance key issues, while the environmental and social key issues vary among industries and are selected by MSCI ESG Research for an industry based on the extent to which the business activities of the companies in each industry generate large environmental- or social-related externalities.

NTI also removes companies with material involvement in controversial business practices, such as tobacco, civilian firearms, thermal coal, unconventional oil and gas and arctic oil, for profit prisons, and both controversial and conventional weapons. Pursuant to its quantitative methodology, NTI excludes, at a minimum, the following companies: (1) those that have any tie to controversial weapons, as defined by MSCI ESG Research; (2) those that are manufacturers or producers of nuclear weapons (or critical components or delivery systems for nuclear weapons) or tobacco products, including those that grow or process raw tobacco leaves; (3) with respect to civilian

firearms, conventional weapons and tobacco, those that derive 5% or more of their total annual revenues from certain activities, such as the manufacture, retail or distribution, of such products; and (4) those that derive 5% or more of their total annual revenues from the manufacture and supply of key products necessary for the production of tobacco products. NTI also removes the following companies pursuant to its methodology: (i) those that derive 5% or more of their total annual revenues from the mining and sale of thermal coal, subject to certain exclusions as determined by MSCI ESG Research; (ii) those that derive 30% or more of their total annual revenues (either reported or estimated) from thermal coal-based power generation; (iii) those that derive 5% or more of their total annual revenues (either reported or estimated) from thermal coal-based power generation or unconventional oil and gas, if the company also is deemed to have poor low carbon transition risk management (as discussed herein); (iv) those that derive 1% or more of their total annual revenues (either reported or estimated) from arctic oil, if the company also is deemed to have poor low carbon transition risk management (as discussed herein); and (v) those that derive 5% or more of their total annual revenues from activities related to for profit prisons. NTI may modify this list of excluded companies at any time, without shareholder approval or notice. The U.S. Quality ESG Fund’s ESG criteria is applied to all equity securities that are included in the Russell 1000® Index, except that the Fund may at times hold securities that are subject to, or may hold securities as a result of, certain corporate actions, which securities may not be evaluated for ESG criteria. ESG criteria are not applied to the Fund’s investments in derivatives, which include futures contracts. The methodology utilized by NTI to evaluate ESG criteria in companies is also subject to change at any time, without shareholder approval or notice. The data for the ESG criteria and exclusionary screens discussed above is provided by MSCI ESG Research. Current information on MSCI ESG Research’s methodology for evaluating ESG criteria is available on MSCI ESG Research’s website.

After defining the investable universe, NTI evaluates the quality of the remaining securities and removes those securities that do not meet the proprietary quality methodology. NTI’s quality methodology rates and ranks securities based on three categories of financial signals (profitability, management efficiency, and cash generation). Those securities remaining from the investable universe are also rated and ranked based on NTI’s evaluation of their ESG characteristics.

The Fund is then constructed based on an optimization methodology designed to take active exposure by overweighting and underweighting securities based on their ESG and relative financial quality rankings. NTI also performs a risk management analysis in which NTI seeks to measure and manage risk exposure at the security, sector and portfolio levels

through portfolio diversification. NTI makes final purchase decisions based on the quantitative model described above and on the desired level of diversification. The U.S. Quality ESG Fund will normally sell a security that NTI believes is no longer attractive based upon the evaluation criteria described above.

Further, in making purchase and sell decisions, NTI seeks to create a portfolio comprised of companies with a lower aggregate carbon footprint than the aggregate carbon footprint of the companies in the Russell 1000® Index, which includes consideration of a company's emissions and carbon reserves as well as a company's risk and opportunity alignment with a transition to a low carbon economy. Low carbon transition refers to the necessary transition of the global economy from carbon-intensive operations and energy sources to zero- or low-carbon operations and energy sources.

NTI uses MSCI ESG Research's low carbon transition score in its analysis of a company's carbon footprint and low carbon transition risk. The low carbon transition score seeks to measure a company's exposure to and management of risks and opportunities related to low carbon transition. An issuer's low carbon transition score is designed to measure an issuer's carbon footprint by analyzing its Scope 1 and Scope 2 emissions (reported, where available, or estimated, where not available), as well as its potential carbon emissions from fossil fuel reserves. In addition, the low carbon transition score seeks to measure a company's exposure to low carbon transition risk as driven by the company's products and services, as well as its operations. The low carbon transition score also seeks to measure a company's efforts to manage low carbon transition risks and opportunities, which may take the form of governance structures, risk management, and targets and performance, which may serve to mitigate the company's risk exposure. NTI uses MSCI's low carbon transition score, among other data points, in seeking to tilt the Fund's portfolio towards companies believed to present lower carbon transition risk.

The U.S. Quality ESG Fund is not sponsored, endorsed, issued, sold or promoted by MSCI ESG Research LLC. MSCI ESG Research does not make any representation regarding the advisability of investing in the U.S. Quality ESG Fund or any other Fund. NTI licenses the use of MSCI ESG Research data and is not affiliated with MSCI ESG Research.

SPECIAL RISKS. The U.S. Quality ESG Fund's ESG screening process may limit the investment opportunities available to the Fund. Therefore, the Fund may underperform or perform differently than other funds that do or do not have an ESG investment focus, do not use ESG factors, scores, or screens in their securities selection process, or that use a different ESG methodology. The Fund's ESG investment focus may also result in the Fund investing in securities, industries or sectors that perform differently or maintain a different risk profile than the market generally or compared to underlying holdings that are not screened for ESG standards. Information used by the Fund

to evaluate ESG factors, including data provided by the Fund's third-party vendor, may not be readily available, complete or accurate, which could negatively impact the Fund's ability to accurately determine companies' ESG ratings, which in turn could negatively impact the Fund's performance. The Fund's assessment of a company, based on the company's level of involvement in a particular industry or ESG controversy or the company's ESG ranking or rating, may differ from that of other funds or an investor. As a result, the companies in which the Fund invests may not reflect the beliefs and values of any particular investor and may not be deemed to exhibit positive or favorable ESG characteristics if different metrics were used to evaluate them. Currently, there is a lack of common industry standards relating to the development and application of ESG criteria which may make it difficult to compare the Fund's principal investment strategies with the investment strategies of other funds that apply certain ESG criteria or that use a different third-party vendor for ESG data. Regulatory changes or interpretations regarding the definitions and/or use of ESG criteria could have a material adverse effect on the Fund's ability to invest in accordance with its investment policies and/or achieve its investment objective.

ESG INDEX INVESTING FOR GLOBAL SUSTAINABILITY FUND.

The Global Sustainability Index Fund seeks to track the performance of the MSCI World ESG Leaders Index™ (for purposes of this section, the "ESG Index").

INVESTMENT STRATEGY. The Investment Adviser uses a "passive" or indexing approach to try to achieve the Global Sustainability Index Fund's investment objective. The Fund generally invests in substantially all of the securities in the ESG Index in approximately the same proportions as the ESG Index.

The ESG Index is a free float-adjusted market capitalization-weighted index designed to represent the performance of companies selected from the MSCI World Index based on ESG criteria. These criteria exclude companies based on a company's involvement in specific businesses activities, as well as a company's ESG rating, as determined by MSCI, and its exposure to ESG controversies, as defined by MSCI. The ESG Index consists of large- and mid-cap companies in 23 developed market countries, as classified by MSCI.

SPECIAL RISKS. The ESG investment methodology of the ESG Index may restrict the investments available to the Global Sustainability Index Fund. This may affect the Fund's exposure to certain companies or industries, and could also cause the Fund to forego certain investment opportunities and underperform or perform differently than the broader equity market or other funds that do or do not track an ESG index or use ESG investment criteria. Information used by MSCI to evaluate ESG factors may not be readily available, complete or accurate, which could negatively impact MSCI's ability to apply its ESG standards when compiling the ESG Index, which could negatively impact the Fund's performance. Neither the Fund

nor NTI can offer assurances that the ESG Index's methodology or sources of information will provide an accurate assessment of the issuers of the securities included in the ESG Index. Currently, there is a lack of common industry standards relating to the development and application of ESG criteria, and MSCI's assessment of a company, based on the company's level of involvement in a particular industry or the company's ESG Rating and ESG Controversies Score, may differ from that of other funds, other index providers, the Investment Adviser or an investor. As a result, the companies deemed eligible for inclusion in the ESG Index may not reflect the beliefs and values of any particular investor and may not be deemed to exhibit positive or favorable ESG characteristics if different metrics were used to evaluate them. ESG standards differ by region and industry, and a company's ESG practices or MSCI's or data providers' assessment of a company's ESG practices may change over time.

EQUITY SECURITIES. Equity securities include common stocks, preferred stocks, investment companies including ETFs, interests in REITs, convertible securities, equity interests in trusts, partnerships, joint ventures, limited liability companies and similar enterprises, warrants, stock purchase rights and synthetic and derivative instruments that have economic characteristics similar to equity securities.

INVESTMENT STRATEGY. Each Fund may invest in equity securities to the extent consistent with their investment objectives and strategies.

SPECIAL RISKS. Investing in equity securities involves market risk. Market risk is the risk that the value of the securities in which a Fund invests may go up or down in response to the prospects of individual issuers and/or general economic conditions. Securities markets may experience great short-term volatility and may fall sharply at times. Different markets may behave differently from each other and a foreign market may move in the opposite direction from the U.S. market. Stock prices have historically risen and fallen in periodic cycles. In general, the values of equity investments fluctuate in response to the activities of individual companies and in response to general market and economic conditions. Individual companies may report poor results or be negatively affected by industry trends and developments, and the stock prices of such companies may decline in response. Price changes may be temporary or may last for extended periods. Accordingly, the values of the equity investments that a Fund holds may decline over short or extended periods. This volatility means that the value of your investment in the Funds may increase or decrease. You could lose money over short periods due to fluctuation in a Fund's NAV in response to market movements, and over longer periods during market downturns.

Over the past several years, stock markets have experienced substantial price volatility.

FINANCIAL SERVICES INDUSTRY CONCENTRATION RISK. The financial services industry includes the group of industries within the financial services sector. Asset-backed securities with underlying assets related to the financial services industry are grouped by the Investment Adviser within the financial services industry. Companies in the financial services group of industries include but are not limited to U.S. and non-U.S. companies involved in banking, mortgage, consumer or specialized finance, investment banking, securities brokerage, asset management and custody, insurance, financial investment, real estate and mortgage finance and financial conglomerates, and related asset-backed securities.

INVESTMENT STRATEGY. The Ultra-Short Fixed Income Fund will concentrate its investments in the financial services industry. Therefore, under normal market conditions, the Ultra-Short Fixed Income Fund will invest at least 25% of its total assets in securities issued by companies in the financial services industry. The Ultra-Short Fixed Income Fund may, however, for temporary defensive purposes, invest less than 25% of its total assets in securities issued by companies in the financial services industry if warranted due to adverse economic conditions or if investing less than 25% of its total assets in securities issued by companies in the financial services industry appears to be in the best interest of shareholders.

SPECIAL RISKS. Because the Ultra-Short Fixed Income Fund will under normal market conditions invest at least 25% of its total assets in securities issued by companies in the financial services industry, the Fund will be subject to greater risk of loss by economic, business, political or other developments which generally affect this industry. Specifically, the Fund is vulnerable to conditions that impact companies in the financial services industry, such as increased competition impacting market shares and prices, company mergers increasing industry interconnectedness and cybersecurity attacks exposing protected information. Changes in government regulation, interest rates and economic downturns can have a significant negative effect on issuers in the financial services industry, including the price of the issuer's securities or ability to meet their payment obligations. The profitability of financial services companies is dependent on the availability and cost of capital and can be significantly affected by changes in interest rates and monetary policy. Financial services companies are also exposed to losses if borrowers and other counterparties experience financial problems and/or cannot repay their obligations. Financial services companies also are subject to extensive government regulation, including policy and legislative changes in the United States and other countries that are changing many aspects of financial regulation.

In many countries, financial services and the companies that provide them are regulated by governmental entities, which can increase costs for new services or products and make it difficult to pass increased costs on to consumers. In certain areas,

deregulation of financial services companies has resulted in increased competition and reduced profitability for certain companies.

The profitability of many types of financial services companies may be adversely affected in certain market cycles, including periods of rising interest rates, which may restrict the availability and increase the cost of capital, and declining economic conditions, which may cause credit losses due to financial difficulties of borrowers. Because many types of financial services companies are vulnerable to these economic cycles, a large portion of the Fund's investments may lose value during periods of rising interest rates.

FOREIGN INVESTMENTS. Foreign securities include direct investments in non-U.S. dollar-denominated securities traded primarily outside of the United States and U.S. dollar-denominated securities of foreign issuers. Foreign securities also include indirect investments such as ADRs, EDRs and GDRs. ADRs are U.S. dollar-denominated receipts representing shares of foreign-based corporations. ADRs are receipts that are traded in the United States, and entitle the holder to all dividend and capital gain distributions that are paid out on the underlying foreign shares. EDRs and GDRs are receipts that often trade on foreign exchanges. They represent ownership in an underlying foreign or U.S. security and generally are denominated in a foreign currency. Foreign government obligations may include debt obligations of supranational entities, including international organizations (such as The International Bank for Reconstruction and Development, also known as the World Bank) and international banking institutions and related government agencies.

INVESTMENT STRATEGY. To the extent consistent with their investment objectives and strategies, the Funds may invest in foreign securities, including ADRs, EDRs and GDRs. In determining if a security is economically tied to a foreign (non-U.S.) country, the Funds generally look to the country of incorporation of the issuer as listed on Bloomberg, a widely recognized provider of market information. However, the Funds may determine a security is economically tied to a foreign country based on other factors, such as an issuer's country of domicile, where the majority of an issuer's revenues are generated or where an issuer's primary exchange is located. As a result, a security may be economically tied to more than one country. With respect to derivative instruments, the Funds generally consider such instruments to be economically tied to foreign countries if the underlying assets of the derivatives are (i) foreign currencies (or baskets or indexes of such currencies); (ii) instruments or securities that are issued by foreign governments or by an issuer economically tied to a foreign country as described above; or (iii) for certain money market instruments, if either the issuer or the guarantor of such money market instrument is an issuer economically tied to a foreign country as described above.

The Global Tactical Asset Allocation Fund, Active M International Equity Fund, Multi-Manager Global Listed Infrastructure Fund and the Multi-Manager Global Real Estate Fund expect their foreign investments to be allocated among companies that are diversified among various regions or countries including the United States (but no less than three different countries other than the United States).

Although they invest primarily in the securities of U.S. issuers, the Income Equity Fund, Large Cap Value Fund, Small Cap Value Fund, Fixed Income Fund, High Yield Fixed Income Fund and Short Bond Fund are permitted to invest up to 25% of their total assets in foreign securities including ADRs, EDRs and GDRs. The Funds also may invest in foreign time deposits and other short-term instruments. The Limited Term Tax-Exempt Fund, Limited Term U.S. Government Fund and the U.S. Government Fund may make limited investments (but in no event more than 20% of their respective net assets) in supranational obligations. The Tax-Advantaged Ultra-Short Fixed Income Fund and Ultra-Short Fixed Income Fund may invest in foreign fixed-income securities that are U.S. dollar-denominated, including ADRs, foreign time deposits and other short-term instruments. The Core Bond Fund's investments in foreign securities are limited to U.S. dollar denominated investment grade obligations of foreign issuers.

The Multi-Manager High Yield Opportunity Fund may invest up to 25% of its total assets in foreign fixed-income securities, including those of issuers located in emerging market countries.

SPECIAL RISKS. Foreign securities involve special risks and costs, which are considered by the investment adviser or Sub-advisers in evaluating the creditworthiness of issuers and making investment decisions for the Funds. Foreign securities fluctuate in price because of political, financial, social and economic events in foreign countries (including, for example, military confrontations, war and terrorism). In addition, foreign securities may lose value and a Fund may be adversely impacted by restrictions placed on U.S. investors by U.S. regulations governing foreign investments. A foreign security could also lose value because of more or less stringent foreign securities regulations and less stringent accounting and disclosure standards. In addition, foreign markets may have greater volatility than domestic markets and foreign securities may be less liquid and harder to value than domestic securities. Certain foreign markets may rely heavily on particular industries or foreign capital and are more vulnerable to diplomatic developments, the imposition of economic sanctions against a particular country or countries, organizations, entities and/or individuals, changes in international trading patterns, trade barriers, and other protectionist or retaliatory measures. International trade barriers or economic sanctions against foreign countries, organizations, entities and/or individuals may adversely affect a Fund's foreign holdings or exposures.

Foreign securities, and in particular foreign debt securities, are sensitive to changes in interest rates. In addition, investment in the securities of foreign governments involves the risk that foreign governments may default on their obligations or may otherwise not respect the integrity of their obligations. The performance of investments in securities denominated in a foreign currency also will depend, in part, on the strength of the foreign currency against the U.S. dollar and the interest rate environment in the country issuing the currency. Absent other events that otherwise could affect the value of a foreign security (such as a change in the political climate or an issuer's credit quality), appreciation in the value of the foreign currency generally results in an increase in value of a foreign currency-denominated security in terms of U.S. dollars. A decline in the value of the foreign currency relative to the U.S. dollar generally results in a decrease in value of a foreign currency-denominated security. Additionally, many countries throughout the world are dependent on a healthy U.S. economy and are adversely affected when the U.S. economy weakens or its markets decline.

Investment in foreign securities may involve higher costs than investment in U.S. securities, including higher transaction and custody costs as well as the imposition of additional taxes by foreign governments. Foreign investments also may involve risks associated with the level of currency exchange rates, less complete financial information about the issuers, less market liquidity, more market volatility and political instability. Moreover, clearance and settlement procedures may differ from those in the U.S. and in certain markets such procedures have been unable to keep pace with the volume of securities transactions, thus making it difficult to conduct such transactions. Future political and economic developments, the possible imposition of withholding taxes on dividend income, the possible seizure or nationalization of foreign holdings, the possible establishment of exchange controls or freezes on the convertibility of currency, trade restrictions (including tariffs) or the adoption of other governmental restrictions might adversely affect an investment in foreign securities. Additionally, foreign banks and foreign branches of domestic banks may be subject to less stringent reserve requirements and to different accounting, auditing and recordkeeping requirements. The Investment Adviser or Sub-Advisers may determine not to invest in, or may limit a Fund's overall investment in, a particular issuer, country or geographic region due to, among other things, heightened risks regarding repatriation restrictions, confiscation of assets and property, expropriation or nationalization.

While the Funds' investments may, if permitted, be denominated in foreign currencies, the portfolio securities and other assets held by the Funds are valued in U.S. dollars. Price fluctuations may occur in the dollar value of foreign securities because of changing currency exchange rates or, in the case of

hedged positions, because the U.S. dollar declines in value relative to the currency hedged. Currency exchange rates may fluctuate significantly over short periods of time causing a Fund's NAV to fluctuate as well. Currency exchange rates can be affected unpredictably by the intervention or the failure to intervene by U.S. or foreign governments or central banks, or by currency controls or political developments in the United States or abroad. To the extent that a Fund is invested in foreign securities while also maintaining currency positions, it may be exposed to greater combined risk. The net currency positions of the Funds may expose them to risks independent of their securities positions.

EMERGING MARKETS INVESTMENTS. To the extent consistent with their investment objectives and strategies, the Funds may invest in foreign countries that are considered emerging markets.

SPECIAL RISKS-EMERGING AND FRONTIER MARKETS. Additional risks are involved when investing in countries with emerging economies or securities markets. Emerging and frontier market countries generally are located in the Asia and Pacific regions, the Middle East, Eastern Europe, Central and South America and Africa. Political and economic structures in many of these countries may be undergoing significant evolution and rapid development, and these countries may lack the social, political and economic stability, and impose more governmental limitations on foreign investments, than more developed countries. In general, the securities markets of these countries are less liquid, are especially subject to greater price volatility, have smaller market capitalizations, have less government regulation and are not subject to as stringent regulatory, disclosures, accounting, auditing, recordkeeping financial and other reporting requirements as the securities markets of more developed countries as has historically been the case. Certain emerging markets may impose material limitations on Public Company Accounting Oversight Board ("PCAOB") inspection, investigation and enforcement capabilities which hinder the PCAOB's ability to engage in independent oversight or inspection of accounting firms located in or operating in certain emerging markets. There is no guarantee that the quality of financial reporting or the audits conducted by audit firms of emerging market issuers meet PCAOB standards. Any difficulties of the PCAOB to inspect audit work papers and practices of PCAOB-registered accounting firms in emerging markets with respect to their audit work of U.S. reporting companies may impose significant additional risks associated with investments in emerging markets. As a result of these limitations, the risks presented by investments in these countries are heightened.

These countries also experience issues with securities registration and property rights because securities laws in many emerging market countries, are relatively new and unsettled. Therefore, laws regarding foreign investment in emerging

market countries, securities regulation, title to securities, and shareholder rights may change quickly and unpredictably. Emerging markets countries also may have less developed legal systems allowing for enforcement of private property rights and/or redress for injuries to private property, such as bankruptcy. The ability to bring and enforce actions in emerging market countries, or to obtain information needed to pursue or enforce such actions, may be limited and shareholder claims may be difficult or impossible to pursue.

Additionally, settlement procedures in emerging and frontier market countries are frequently less developed and reliable than those in the United States, and may involve a Fund's delivery of securities before receipt of payment for their sale. Settlement or registration problems may make it more difficult for a Fund to value its portfolio securities and could cause the Fund to miss attractive investment opportunities, to have a portion of its assets uninvested or to incur losses due to the failure of a counterparty to pay for securities the Fund has delivered or the Fund's inability to complete its contractual obligations. A Fund's purchase and sale of portfolio securities in certain emerging and frontier market countries may be constrained by limitations relating to daily changes in the prices of listed securities, periodic trading or settlement volume and/or limitations on aggregate holdings of foreign investors. Such limitations may be computed based on the aggregate trading volume or holdings of the Fund, the Investment Adviser, its affiliates and their respective clients and other service providers. A Fund may not be able to sell securities in circumstances where price, trading or settlement volume limitations have been reached. As a result of these and other risks, investments in these countries generally present a greater risk of loss to a Fund.

Investments in some emerging and frontier market countries, such as those located in Asia, may be restricted or controlled. As such, direct investments in securities may be prohibited and required to be made through investment funds controlled by such countries. These limitations may increase transaction costs and adversely affect a security's liquidity, price, and the rights of a Fund in connection with the security.

Unanticipated political, economic or social developments may affect the value of a Fund's investments in emerging and frontier market countries and the availability to the Fund of additional investments in these countries. Some of these countries may have in the past failed to recognize private property rights and may have at times nationalized or expropriated the assets of private companies. There have been occasional limitations on the movements of funds and other assets between different countries. The small size and inexperience of the securities markets in certain countries and the limited volume of trading in securities in those countries may make a Fund's investments in such countries illiquid and more volatile than investments in more developed countries, and a Fund may be required to establish special custodial or

other arrangements before making certain investments in those countries. There may be little financial or accounting information available with respect to issuers located in certain countries, and it may be difficult as a result to assess the value or prospects of an investment in such issuers.

Many emerging market countries are subject to rapid currency devaluations and high inflation and/or economic recession and significant debt levels. These economic factors can have a material adverse effect on these countries' economies and their securities markets. Moreover, many emerging market countries' economies are based on only a few industries and/or are heavily dependent on global trade. Therefore, they may be negatively affected by declining commodity prices, factors affecting their trading markets and partners, exchange controls and other trade barriers, currency valuations and other protectionist measures.

From time to time, certain of the companies in which a Fund may invest may operate in, or have dealings with, countries subject to sanctions or embargoes imposed by the U.S. government and the United Nations and/or countries identified by the U.S. government as state sponsors of terrorism, which may cause damage to the company's reputation. As an investor in such companies, a Fund will be indirectly subject to those risks.

There is significant uncertainty regarding how recent wars between Russia and Ukraine in Europe and Hamas and Israel in the Middle East will evolve. The resulting market disruptions and volatility are impossible to predict, but could be significant and have an adverse effect on certain Fund investments as well as Fund performance and liquidity.

Many emerging and frontier market countries also impose withholding or other taxes on foreign investments, which may be substantial and result in lower Fund returns. In addition, the taxation systems at the federal, regional and local levels in emerging and frontier market countries may be less transparent and inconsistently enforced, and subject to sudden change.

The creditworthiness of firms used by a Fund to effect securities transactions in emerging and frontier market countries may not be as strong as in more developed countries. As a result, a Fund could be subject to a greater risk of loss on its securities transactions if a firm defaults on its responsibilities.

A Fund's ability to manage its foreign currency may be restricted in emerging and frontier market countries. As a result, a significant portion of a Fund's currency exposure in these countries may not be covered.

Frontier market countries generally have smaller economies or less developed capital markets than traditional emerging markets and, as a result, the risks of investing in emerging market countries are magnified in frontier market countries. The economies of frontier market countries are less correlated

to global economic cycles than those of their more developed counterparts and their markets have low trading volumes and the potential for extreme price volatility and illiquidity. This volatility may be further heightened by the actions of a few major investors. For example, a substantial increase or decrease in cash flows of mutual funds investing in these markets could significantly affect local stock prices and, therefore, the price of

Fund shares. These factors make investing in frontier market countries significantly riskier than in other countries and any one of them could cause the price of a Fund's shares to decline.

CHINA INVESTMENT RISK. Investment exposure to China subjects a Fund to risks specific to China. China may be subject to considerable degrees of economic, political and social instability. China is a developing market and demonstrates significantly higher volatility from time to time in comparison to developed markets. Over the past 25 years, the Chinese government has undertaken reform of economic and market practices and expansion of the sphere for private ownership of property in China. However, Chinese markets generally continue to experience inefficiency, volatility and pricing anomalies resulting from governmental influence, a lack of publicly available information and/or political and social instability.

Internal social unrest or confrontations with other neighboring countries, including military conflicts in response to such events, may also disrupt economic development in China and result in a greater risk of currency fluctuations, currency convertibility, interest rate fluctuations and higher rates of inflation. Export growth continues to be a major driver of China's rapid economic growth. Reduction in spending on Chinese products and services, institution of tariffs or other trade barriers, trade or political disputes with China's major trading partners, or a downturn in any of the economies of China's key trading partners may have an adverse impact on the Chinese economy. Certain securities issued by companies located or operating in China, such as China A-shares, are subject to trading restrictions and suspensions, quota limitations and sudden changes in those limitations, and operational, clearing and settlement risks.

In addition, China has experienced outbreaks of infectious illnesses, and the country may be subject to other public health threats, infectious illnesses, diseases or similar issues in the future. These or similar outbreaks could reduce consumer demand or economic output, result in market closures, travel restrictions or quarantines, and generally have a significant impact on the Chinese economy, which in turn could adversely affect the Fund's investments.

In addition, trade relations between the U.S. and China have recently been strained. Worsening trade relations between the two countries could adversely impact the Funds, particularly to the extent that the Chinese government restricts foreign investments in on-shore Chinese companies or the U.S.

government restricts investments by U.S. investors in China. Worsening trade relations may also result in market volatility and volatility in the price of Fund shares. In addition, actions by the U.S. government, such as delisting of certain Chinese companies from U.S. securities exchanges or otherwise restricting their operations in the U.S., may negatively impact the value of such securities held by the Fund.

INDIA INVESTMENT RISK Investments in companies located or operating in India are subject to risks such as political and legal uncertainty, religious factors impacting Indian businesses and greater government control over the economy, currency fluctuations or blockage, liquidity risk, the rate of inflation, and the risk of nationalization or expropriation of assets, which may result in higher potential for losses. Specifically, India's strained relations with neighboring countries like Pakistan and China could result in geopolitical risk that has an adverse impact on the Indian economy and stock market. In addition, the Reserve Bank of India ("RBI") has imposed limits on foreign ownership of Indian securities, which may limit the amount the Fund can invest in certain types of companies. Further, certain Indian regulatory approvals, including approvals from the Securities and Exchange Board of India, the RBI, the central government and the tax authorities (to the extent that tax benefits need to be utilized), may be required before the Fund can make investments in the securities of Indian companies. Capital gains from Indian securities may be subject to local taxation. Additionally, securities laws in India are relatively new and unsettled and, consequently, there is a risk of a rapid and unpredictable change in laws.

EUROPEAN UNION INVESTMENT RISK The Funds may hold euros and/or euro-denominated bonds and other obligations. The euro requires participation of multiple sovereign states forming the Euro zone and is therefore sensitive to the credit and general economic, social and political positions of each such state, including, each state's actual and intended ongoing engagement with and/or support for the other sovereign states then forming the European Union ("EU"), in particular those within the Euro zone. Changes in these factors might materially and adversely impact the value of securities in which a Fund has invested.

European countries can be significantly affected by the tight fiscal and monetary controls that the European Economic and Monetary Union ("EMU") imposes for membership. Europe's economies are diverse, its governments are decentralized, and its cultures vary widely. Several EU countries, including Greece, Ireland, Italy, Spain and Portugal have faced budget issues, some of which may have negative long-term effects for the economies of those countries and other EU countries. There is continued concern about national-level support for the euro and the accompanying coordination of fiscal and wage policy among EMU member countries. Member countries are required to maintain tight control over inflation, public debt, and budget deficit to qualify for membership in the EMU.

These requirements can severely limit the ability of EMU member countries to implement monetary policy to address regional economic conditions.

In addition, the United Kingdom withdrew from the EU on January 31, 2020 and other countries may seek to withdraw from the EU and/or abandon the euro (the common currency of the EU), which could exacerbate market and currency volatility in the EU and negatively impact the Funds' investments in securities issued by companies located in EU countries. As of May 1, 2021, the EU-UK Trade and Cooperation Agreement ("TCA") governs certain aspects of the European Union's and the United Kingdom's relationship. Notwithstanding the TCA, significant uncertainty remains in the market regarding the ramifications of the United Kingdom's withdrawal from the EU. A number of countries in Europe have suffered terror attacks, and additional attacks may occur in the future. Europe has also been struggling with mass migration from the Middle East and Africa. Recent and upcoming European elections could, depending on the outcomes, further call into question the future direction of the EU. The ultimate effects of these events and other socio-political or geopolitical issues are not known but could profoundly affect global economies and markets. The impact of these actions, especially if they occur in a disorderly fashion, is not clear, but could be significant and far-reaching. Whether or not a Fund invests in securities of issuers located in Europe or with significant exposure to European issuers or countries, these events could negatively affect the value and liquidity of a Fund's investments.

Other economic challenges facing Europe include high levels of public debt, unemployment, credit rating downgrades, aging populations and heavy regulation in certain economic sectors. European policy makers have taken unprecedented steps to respond to the economic crisis and to boost growth in the region, which has increased the risk that regulatory uncertainty could negatively affect the value of a Fund's investments.

As the EU continues to grow in size with the addition of new member countries, the candidate countries' accessions may become more controversial to existing EU members. Some member states may repudiate certain candidate countries joining the EU upon concerns about possible economic, immigration and cultural implications. Also, Russia may be opposed to the expansion of the EU, and other multi-national organizations such as NATO, to members of the former Soviet bloc and may, at times, take actions that could negatively impact the EU economic activity.

JAPAN INVESTMENT RISK. The Japanese economy may be subject to considerable degrees of economic, political and social instability, which could negatively impact Japanese issuers. In recent times, Japan's economic growth rate has remained low, lagging that of its Asian neighbors and other major developed economies, and it may remain low in the future. The Japanese

economy is heavily dependent on international trade and has been adversely affected by trade tariffs, other protectionist measures, competition from emerging economies and the economic conditions of its trading partners. Japan's relations with its neighbors, particularly China, North Korea, South Korea and Russia, have at times been strained due to territorial disputes, historical animosities and defense concerns. Most recently, the Japanese government has shown concern over the increased nuclear and military activity by North Korea. Strained relations may cause uncertainty in the Japanese markets and adversely affect the overall Japanese economy in times of crisis. China has become an important trading partner with Japan, yet the countries' political relationship has become strained. Should political tension increase, it could adversely affect the economy, especially the export sector, and destabilize the region as a whole. In addition, Japan is located in a part of the world that has historically been prone to natural disasters such as earthquakes, volcanic eruptions, typhoons and tsunamis, and is economically sensitive to environmental events. Any such event may negatively affect the securities of Japanese companies held by a Fund

TAIWAN INVESTMENT RISK. Taiwan's geographic proximity and history of political contention with China have resulted in ongoing tensions between the two countries. These tensions may materially affect the Taiwanese economy and its securities market. Taiwan's economy is export-oriented, so reductions in spending on Taiwanese products and services, labor shortages, institution of tariffs or other trade barriers, or a downturn in any of the economies of Taiwan's key trading partners, including the United States, may have an adverse impact on the Taiwanese economy and the values of Taiwanese companies. In addition, rising labor costs and increasing environmental consciousness have led some labor-intensive industries to relocate to countries with cheaper work forces, and continued labor outsourcing may adversely affect the Taiwanese economy. Taiwan's economy is also intricately linked with the economies of other Asian countries. As a result, political and social unrest in these other Asian countries could cause further economic and market uncertainty in Taiwan. Further, Taiwan is a small island state with few raw material resources and limited land area; therefore, it relies heavily on imports for its commodity needs. Any fluctuations or shortages in the commodity markets could have a negative impact on the Taiwanese economy.

SOUTH KOREA INVESTMENT RISK. Investments in South Korean issuers involve risks that are specific to South Korea, including legal, regulatory, political, currency, security, environmental and economic risks. Substantial political tensions exist between North Korea and South Korea. Escalated tensions involving the two nations and the outbreak of hostilities between the two nations, or even the threat of an outbreak of hostilities, may have a severe adverse effect on the South Korean economy. In addition, South Korea's economic growth potential has recently

been on a decline because of a rapidly aging population and structural problems, among other factors. The South Korean economy is heavily reliant on trading exports, and disruptions or decreases in trade activity could lead to further declines. The South Korean economy's dependence on the economies of Asia and the U.S. means that a reduction in spending by these economies on South Korean products and services, or negative changes in any of these economies, may cause an adverse impact on the South Korean economy and, therefore, on a Fund's investments. South Korea also is dependent on foreign sources for its energy needs. A significant increase in energy prices could have an adverse impact on South Korea's economy. In addition, South Korea is located in a part of the world that has historically been prone to natural disasters such as earthquakes, hurricanes and tsunamis, and is economically sensitive to environmental events. Any such event may negatively affect the securities of South Korean companies held by a Fund.

UNITED KINGDOM INVESTMENT RISK. Investments in issuers located in the United Kingdom ("UK") may subject a Fund to regulatory, political, currency, security and economic risk specific to the UK. The UK has one of the largest economies in Europe and is heavily dependent on trade with the EU, and to a lesser extent the United States and China. As a result, the UK economy may be impacted by changes to the economic health of EU member countries, the United States and China. In 2016, the UK voted to leave the EU (commonly known as "Brexit"). On January 31, 2020, the UK officially withdrew from the EU and the UK entered a transition period which ended on December 31, 2020. On December 30, 2020, the EU and UK signed the EU-UK Trade and Cooperation Agreement, or TCA, which is an agreement on the terms governing certain aspects of the EU's and the UK's relationship following the end of the transition period and which took effect on May 1, 2021. Notwithstanding the TCA, following the transition period, there is likely to be considerable uncertainty as to the UK's post-transition framework. The precise impact on the UK's economy as a result of its departure from the EU depends to a large degree on its ability to conclude favorable trade deals with the EU and other countries, including the United States, China, India and Japan. While new trade deals may boost economic growth, such growth may not be able to offset the increased costs of trade with the EU resulting from the UK's loss of its membership in the EU single market. Certain sectors within the UK's economy may be particularly affected by Brexit, including the automotive, chemicals, financial services and professional services. While it is not possible to determine the precise impact these events may have on a Fund, the impact on the UK could be significant and could adversely affect the value and liquidity of investments in the UK.

GEOGRAPHIC RISK is the risk that if a Fund invests a significant portion of its total assets in certain issuers within the same

country or geographic region, an economic, business or political development affecting that country or region may affect the value of a Fund's investments more than if the Fund's investments were not so concentrated in such country or region.

HEDGING RISK. Hedging risk is the risk that the derivative instruments and other investments that a Fund makes to hedge its risks will not be precisely correlated with the risks attendant in the Fund's investments being hedged. Hedges are sometimes subject to imperfect matching between the derivative and the underlying security, and there can be no assurance that a Fund's hedging transactions will be effective. The use of hedging may result in certain adverse tax consequences.

HIGH-YIELD SECURITIES. High yield, or below-investment grade fixed-income securities (sometimes referred to as "junk bonds") generally are rated BB or below by S&P, DBRS or Fitch, or Ba or below by Moody's (or have received a comparable rating from another NRSRO), or, if unrated, are determined to be of comparable quality by the Investment Adviser to the Funds.

INVESTMENT STRATEGY. To the extent consistent with their investment objectives and strategies, each Fund may invest in non-investment grade securities.

SPECIAL RISKS. Non-investment grade fixed-income and convertible securities are considered predominantly speculative by traditional investment standards. The market value of these low-rated securities tends to be more sensitive to individual corporate developments and changes in interest rates and economic conditions than higher-rated securities.

In addition, they generally present a higher degree of credit risk. Issuers of low-rated securities are often highly leveraged, so their ability to repay their debt during an economic downturn or periods of rising interest rates may be impaired. The risk of loss due to default by these issuers also is greater because low-rated securities generally are unsecured and often are subordinated to the rights of other creditors of the issuers of such securities. Investment by a Fund in defaulted securities poses additional risk of loss should nonpayment of principal and interest continue in respect of such securities. Even if such securities are held to maturity, recovery by a Fund of its initial investment and any anticipated income or appreciation will be uncertain. A Fund also may incur additional expenses in seeking recovery on defaulted securities.

The secondary market for lower quality securities is concentrated in relatively few market makers and is dominated by institutional investors. Accordingly, the secondary market for such securities is not as liquid as, and is more volatile than, the secondary market for higher quality securities. In addition, market trading volume for these securities generally is lower and the secondary market for such securities could contract

under adverse market or economic conditions, independent of any specific adverse changes in the condition of a particular issuer. These factors may have an adverse effect on the market price and a Fund's ability to dispose of particular portfolio investments. A less developed secondary market also may make it more difficult for a Fund to obtain precise valuations of such securities in its portfolio.

Investments in lower quality securities, whether rated or unrated, will be more dependent on the Investment Adviser's credit analysis than would be the case with investments in higher quality securities.

OPTIONS. An option is a type of derivative instrument that gives the holder the right (but not the obligation) to buy (a "call") or sell (a "put") an asset in the future at an agreed upon price prior to the expiration date of the option.

INVESTMENT STRATEGY. To the extent consistent with their investment objectives and strategies, a Fund or Underlying Fund may write (sell) covered call options, buy put options, buy call options and write secured put options for hedging (or cross-hedging) purposes, to earn additional income, gain exposure to certain countries or currencies, in anticipation of the purchase of securities and for liquidity management purposes. The Active M/ Multi-Manager Funds may not engage in options transactions for speculative purposes or to seek to enhance total return.

Options may relate to particular securities, foreign or domestic securities indices, financial instruments or foreign currencies or the yield differential between two securities. A Fund will not purchase put and call options in an amount that exceeds 5% of its net assets at the time of purchase. The total value of a Fund's assets subject to options written by the Fund will not be greater than 25% of its net assets at the time the option is written.

SPECIAL RISKS. Options trading is a highly specialized activity that involves investment techniques and risks different from those associated with ordinary Fund securities transactions. The value of options can be highly volatile, and their use can result in loss if the Investment Adviser or Sub-Adviser to the Funds is incorrect in its expectation of price fluctuations. The successful use of options for hedging purposes also depends in part on the ability of the Investment Adviser to predict future price fluctuations and the degree of correlation between the options and securities markets.

Each Fund will invest and trade in unlisted over-the-counter options only with firms deemed creditworthy by the Investment Adviser or Sub-Advisers to the Funds. However, unlisted options are not subject to the protections afforded purchasers of listed options by the Options Clearing

Corporation, which performs the obligations of its members that fail to perform them in connection with the purchase or sale of options. Therefore, a Fund bears the risk that the

counterparty that wrote the option will be unable or unwilling to perform its obligations under the option contract.

ILLIQUID OR RESTRICTED INVESTMENTS. An illiquid investment is defined in Rule 22e-4 under the 1940 Act ("Rule 22e-4") as an investment that a Fund reasonably expects cannot be sold or disposed of in current market conditions in 7 calendar days or less without the sale or disposition significantly changing the market value of the investment. Illiquid investments include repurchase agreements and time deposits with notice/termination dates of more than seven days, certain variable rate demand notes that cannot be called within seven days, certain insurance funding agreements (see "Insurance Funding Agreements" below), certain unlisted over-the-counter derivative instruments, and securities and other financial instruments that, using information obtained after reasonable inquiry and taking into account relevant market, trading and investment-specific considerations, are determined to be illiquid. Restricted securities are those that are subject to resale restrictions such as those contained in Rule 144A promulgated under the 1933 Act, as further discussed below.

INVESTMENT STRATEGY. Pursuant to Rule 22e-4, a Fund may invest up to 15% of its net assets in illiquid investments. An Underlying Fund that is a money market fund may invest up to 5% of its net assets in illiquid securities. A domestically traded security that is not registered under the Securities Act of 1933, as amended (the "1933 Act") will not be considered illiquid if the Investment Adviser or Sub-Adviser determines that an adequate trading market exists for that security. If otherwise consistent with their investment objectives and strategies, the Funds may purchase commercial paper issued pursuant to Section 4(a)(2) of the 1933 Act and securities that are not registered under the 1933 Act but can be sold to "qualified institutional buyers" in accordance with Rule 144A under the 1933 Act ("Rule 144A Securities"). These securities will not be considered illiquid so long as the Investment Adviser to the Funds and the investment advisers or Sub-Advisers determine that, under guidelines approved by their respective Board of Trustees, the Fund reasonably expects such securities can be sold or disposed of in current market conditions in seven calendar days or less without the sale or disposition significantly changing the market value of the investment. The Trust has implemented a liquidity risk management program and related procedures to identify illiquid investments pursuant to Rule 22e-4, and the Trustees have approved the designation of the Investment Adviser to administer the Trust's liquidity risk management program and related procedures.

SPECIAL RISKS. Because illiquid and restricted investments may be difficult to sell at a desirable price, they may be subject to greater volatility and may result in a loss to a Fund. There can be no assurance that a trading market will exist at any time for any particular restricted security. Transaction costs may be higher for restricted securities and such securities may be

difficult to value because market quotations may not be readily available and the securities may have significant volatility. Also, the Fund may receive only limited information about the issuer of a given restricted security, and therefore may be less able to predict a loss. The practice of investing in Rule 144A Securities and commercial paper available to qualified institutional buyers could increase the level of a Fund's illiquidity during any period that qualified institutional buyers become uninterested in purchasing these securities. Investments purchased by a Fund that are liquid at the time of purchase may subsequently become illiquid due to events relating to the issuer, market events, economic conditions and/or investor perception. To the extent an investment held by a Fund is deemed to be an illiquid investment or a less liquid investment, a Fund will be exposed to greater liquidity risk.

INFRASTRUCTURE COMPANIES. To the extent consistent with their investment objectives and strategies, the Funds may invest in infrastructure companies. A company is considered to be engaged in the infrastructure business if it derives at least 50% of its revenues or earnings from, or devotes at least 50% of its assets to, infrastructure-related activities. The Funds define infrastructure as the systems and networks of energy, transportation, utilities, communication and other services required for the normal function of society. Infrastructure companies are involved in, among other things: (1) the generation, transmission and distribution of electric energy; (2) the storage, transportation and distribution of natural resources, such as natural gas, used to produce energy; (3) alternative energy sources; (4) the building, operation and maintenance of highways, toll roads, tunnels, bridges and parking lots; (5) the building, operation and maintenance of airports and ports, railroads and mass transit systems; (6) telecommunications, including wireless and cable networks; (7) water treatment and distribution; and (8) other public services such as health care and education.

SPECIAL RISKS. Investments in infrastructure-related companies have greater exposure to the potential adverse economic, regulatory, political and other changes affecting such entities. Infrastructure-related companies are subject to a variety of factors that may adversely affect their business or operations including high interest costs in connection with capital construction programs, costs associated with compliance with and changes in environmental and other regulations, difficulty in raising capital in adequate amounts on reasonable terms in periods of high inflation and unsettled capital markets, the effects of surplus capacity, increased competition from other providers of services in a developing deregulatory environment, high leverage, uncertainties concerning the availability of fuel at reasonable prices, depletion of resources, the effects of energy conservation policies and other factors. Additionally, infrastructure-related entities may be subject to regulation by various governmental

authorities and may also be affected by governmental regulation of rates charged to customers, government budgetary constraints, service interruption due to environmental, operational or other mishaps and the imposition of special tariffs and changes in tax laws, regulatory policies and accounting standards.

Other factors that may affect the operations of infrastructure-related companies include innovations in technology that could render the way in which a company delivers a product or service obsolete, significant changes to the number of ultimate end-users of a company's products, increased susceptibility to terrorist acts or political actions, risks of environmental damage due to a company's operations or an accident, and general changes in market sentiment towards infrastructure and utilities assets.

INTEREST RATE RISK. A Fund's yield will vary with changes in interest rates. During periods of rising interest rates, the market value of a Fund's securities will tend to be lower than prevailing market rates and in periods of falling interest rates, the market value of a Fund's securities will tend to be higher. A Fund's yield will vary as short-term securities in its portfolio mature and the proceeds are reinvested in securities with different interest rates. In a period of rising interest rates, a Fund's yield may not increase proportionately or rise as quickly as the yields of certain other short-term investments. Investments held by a Fund with longer maturities will tend to be more sensitive to interest rate changes than investments with shorter maturities. During periods when inflation rates are high or rising, or during periods of low interest rates, the Funds may be subject to a greater risk of rising interest rates. Changing interest rates, including rates that fall below zero, may have unpredictable effects on the markets and the Funds' investments, may result in heightened market volatility, may impact the liquidity of fixed-income securities and of the Fund, and may detract from Fund performance. A low or negative interest rate environment may cause a Fund's earnings to fall below the Fund's expense ratio, resulting in low or negative yield and a decline in the Fund's NAV.

INVESTMENT COMPANIES (UNDERLYING FUNDS). Affiliated and unaffiliated investment companies include, but are not limited to, money market funds, index funds, "country funds" (i.e., funds that invest primarily in issuers located in a specific foreign country or region) and ETFs. Affiliated investment companies are those for which the Investment Adviser or any of its affiliates serve as investment adviser.

INVESTMENT STRATEGY. To the extent consistent with their investment objectives and strategies, the Funds may invest in securities issued by other affiliated or unaffiliated investment companies. Investments by a Fund in other investment companies, including ETFs, will be subject to the limitations of the 1940 Act except as permitted by an SEC exemptive order or

rule or no-action relief. The Funds may rely on an SEC exemptive order or rule that permits them to invest in certain other investment companies, including ETFs, beyond the limits contained in the 1940 Act, subject to certain terms and conditions. The Funds may invest their cash balances in money market funds to the extent permitted by its investment policies and in accordance with rules and exemptions granted under the 1940 Act. Although the Funds do not expect to do so in the foreseeable future, each Fund is authorized to invest substantially all of its assets in an open-end investment company or a series thereof that has substantially the same investment objective, strategies and fundamental restrictions as the Fund. To gain exposure to MBS, the Limited Term U.S. Government Fund and the U.S. Government Fund may invest in shares of one or more affiliated or unaffiliated Underlying Funds, and the amount may at times exceed 25% of each Fund's assets.

The Global Tactical Asset Allocation Fund primarily obtains exposure to a number of different asset classes by investing in shares of Underlying Funds. The Global Tactical Asset Allocation Fund may invest in various Underlying Funds that seek to track certain equity and fixed-income indices; as well as Underlying Funds that invest in foreign issuers, including issuers located in emerging market countries in Asia, Latin America, Eastern Europe and Africa; large-, mid- and small-capitalization stocks; fixed-income securities; mortgage- and asset-backed securities and structured investment securities, real estate securities, commodity-related securities and money market investments.

SPECIAL RISKS. Investments in other investment companies are subject to the risks of investing in the underlying securities or other instruments that such investment companies own. The value of the investments of an investment company in which a Fund invests, and the NAVs or market price of the shares of both the Fund and the underlying investment companies, will fluctuate in response to various market and economic factors related to the markets, as well as the financial condition and prospects of issuers in which the underlying investment companies invest. There can be no assurance that the underlying investment companies will achieve their investment objectives, and their performance may be lower than their represented asset classes.

A Fund will bear a proportionate share of any fees and expenses paid by the investment companies in which the Fund invests. Because other investment companies pay advisory, administrative and/or service fees that are borne indirectly by investors, such as a Fund, there may be duplication of investment management and other fees.

Certain investment companies are not actively managed and their investment advisers may not attempt to take defensive positions in any market conditions, including declining

markets. This could cause a Fund's performance to be lower than if the Fund employed active management with respect to that portion of the Fund's portfolio. These investment companies are also subject to "tracking error" risk, which is the risk that the performance of the investment company using an index-based strategy will differ from the performance of the reference index it seeks to track due to differences in securities holdings, operating expenses, transaction costs, cash flows, operational inefficiencies and tax considerations.

Certain investment companies in which the Funds may invest may have a large percentage of their shares owned by fewer shareholders. Large redemption activity could result in the investment company incurring additional costs and being forced to sell portfolio securities at a loss to meet redemptions. Periods of market illiquidity may exacerbate this risk for fixed income funds. Should the investment adviser or another financial intermediary change investment strategies or investment allocations such that fewer assets are invested in an investment company or an investment company is no longer used as an investment, the investment company could experience large redemptions of its shares, which may adversely affect the investment company's performance. Large redemptions may also increase expenses for remaining investors, such as a Fund, as the investment company seeks to manage the outflows of cash by selling portfolio securities. See "Large Shareholder Risk." below.

NTI may be subject to potential conflicts of interest with respect to Fund investments in affiliated funds, particularly when an Underlying Fund is an ETF that is thinly traded, an Underlying Fund has low assets, or in determining the allocation of the Funds' assets among investment companies. This conflict of interest arises because NTI may, due to its own financial interest or other business considerations, have an incentive to invest in funds managed by NTI or its affiliates rather than investing in funds managed or sponsored by others, including that fees paid to NTI by some affiliated underlying investment companies may be higher than unaffiliated investment companies or may be in need of assets to enhance their appeal to other investors, liquidity and trading and/or to enable them to carry out their investment strategies. NTI is a fiduciary to the Fund and is legally obligated to act in the Fund's best interest when selecting Underlying Funds. Should the Funds own substantial portions of shares of the affiliated funds, both the Funds and the affiliated funds will be subject to risks related to managing the effects of cash flows and risks described in "Large Shareholder Risk" below. Should NTI seek to minimize the impact of affiliated fund investment transactions where possible, for example, by structuring them over a reasonable period of time, the Funds may pay more or less (for purchase activity) or receive more or less (for redemption activity) for shares of the Underlying Funds.

▪ **ETF RISK.** A Fund's investment in an ETF involves additional considerations. In particular, shares of ETFs are listed and traded on securities exchanges and in over-the-counter markets, and the purchase and sale of these shares involve transaction fees and commissions. In addition, shares of an ETF are issued in "creation units" and are not redeemable individually except upon termination of the ETF. To redeem, a Fund must accumulate enough shares of an ETF to reconstitute a creation unit. The liquidity of a small holding of an ETF, therefore, will depend upon the existence of a secondary market. Certain ETFs intend to effect creations and redemptions principally for cash, rather than primarily in-kind because of the nature of the ETF's investments. Investments in such ETFs may be less tax efficient than investments in ETFs that effect creations and redemptions in-kind. Also, even though the market price of an ETF is derived from the securities it owns, such price at any given time may be at, below or above the ETF's NAV. Additional risks of an investment in ETFs include, but are not limited to the below:

- *Authorized Participant Concentration Risk* is the risk that only an Authorized Participant may engage in creation or redemption transactions directly with an ETF. To the extent that these institutions exit the business or are unable or unwilling to proceed with creation and/or redemption orders with respect to an ETF and no other Authorized Participant is able to or is willing to step forward to create or redeem creation units, the ETF's shares may trade at a discount to NAV and possibly face trading halts and/or delisting. This risk may be heightened for an ETF if it invests in non-U.S. securities or other securities or instruments that are less widely traded. Such securities or instruments often involve greater settlement and operational issues and capital costs for Authorized Participants.
- *Calculation Methodology Risk.* An indexed ETF's underlying index relies on various sources of information to assess the criteria of issuers included in the index, including information that may be based on assumptions and estimates. Neither an ETF, the index provider nor its investment adviser can offer assurances that an index's calculation methodology or sources of information will provide an accurate assessment of included issuers or correct valuation of securities, nor can they guarantee the availability or timeliness of the production of the index. Errors in respect of the quality, accuracy and completeness of the data used to compile an underlying index may occur from time to time and may not be identified and corrected by an index provider for a period of time or at all, particularly where the indices are less commonly used as benchmarks by funds or managers. Gains, losses or costs associated with errors of its index provider or its agents

will generally be borne by the ETF and its shareholders. An index provider or its agents may carry out additional ad hoc rebalances to an underlying index in order, for example, to correct an error in the selection of index constituents. A security included in an underlying index may not exhibit the characteristic or provide the specific exposure for which it was selected and consequently the ETF's holdings may not exhibit returns consistent with that characteristic or exposure.

- *Market Trading Risk* is the risk that an ETF faces because its shares are listed on a securities exchange, including the potential lack of an active market for the ETF's shares, losses from trading in secondary markets, periods of high volatility and disruption in the creation/redemption process of the ETF. Any of these factors may lead to the ETF's shares trading at a premium or discount to NAV. Trading in an ETF's shares may be halted due to market conditions or for reasons that, in the view of its listing exchange, make trading in the shares inadvisable. The market prices of an ETF's shares will generally fluctuate in accordance with changes in its NAV, changes in the relative supply of, and demand for, fund shares, and changes in the liquidity, or the perceived liquidity, of the ETF's holdings. The market for certain securities in which an ETF invests may become illiquid under adverse market conditions or economic conditions independent of any specific adverse changes in the conditions of a particular issuer. In adverse market conditions, the ETF's market price may begin to reflect illiquidity or pricing uncertainty of the ETF's portfolio securities, which could lead to the ETF's shares trading at a price that is higher or lower than the ETF's NAV. At times such differences may be significant.
- *Tracking Risk.* An indexed ETF may not be able to replicate exactly the performance of the underlying index it tracks because the total return generated by the securities will be reduced by transaction costs incurred in adjusting the actual balance of the securities. In addition, an indexed ETF may incur expenses not incurred by its underlying index. Certain securities comprising the underlying index may, from time to time, temporarily be unavailable, which may further impede the ETF's ability to track its index or match its performance.
- *Passive Investment Risk.* An indexed ETF may invest in securities included in, or representative of, its underlying index regardless of their investment merit or market conditions.

▪ **ADDITIONAL RISK CONSIDERATIONS FOR GLOBAL TACTICAL ASSET ALLOCATION FUND.** Because the Global Tactical Asset Allocation Fund's investments are primarily concentrated in Underlying Funds, the Fund's investment

performance is directly related to the investment performance of the Underlying Funds it holds. The ability of the Global Tactical Asset Allocation Fund to meet its investment objective is directly related to the ability of the Underlying Funds to meet their objectives as well as the allocation among those Underlying Funds.

The Global Tactical Asset Allocation Fund is subject to the risks of investing in the underlying securities or other instruments that the Underlying Funds own, including market risk, foreign securities risk, emerging markets risk, emerging markets risk, investment style risk, management risk, commodity-related securities risk, credit (or default) risk, debt extension risk, derivatives risk, geographic risk, sector risk, high-yield risk, interest rate risk, small and mid-cap stock risk, prepayment (or call) risk, real estate securities risk, and U.S. government securities risk. The risks of the Underlying Funds' investments, and of the Fund to the extent the Fund invests in those investments directly, are discussed in more detail in this Prospectus.

INVESTMENT GRADE SECURITIES. A security is considered investment grade if, at the time of purchase, it is rated:

- BBB or higher by S&P;
- Baa3 or higher by Moody's;
- BBB or higher by Fitch; or
- BBB or higher by DBRS Morningstar Ratings Limited ("DBRS").

A security will be considered investment grade if it receives one of the above ratings, or a comparable rating from another organization that is recognized as a Nationally Recognized Statistical Rating Organization ("NRSRO"), even if it receives a lower rating from other rating organizations. An unrated security also may be considered investment grade if the Investment Adviser or Sub-Adviser determines that the security is comparable in quality to a security that has been rated investment grade.

INVESTMENT STRATEGY. To the extent consistent with their investment objectives and strategies, the Funds may invest in investment grade fixed-income securities. The Bond Index Fund, Tax-Advantaged Ultra-Short Fixed Income Fund and Ultra-Short Fixed Income Fund invest principally in fixed-income securities that are rated at the time of purchase as investment grade. Except as stated in the section entitled "Non-Investment Grade Securities," fixed-income and convertible securities purchased by the Funds, except for the Multi-Manager High Yield Opportunity Fund, generally will be investment grade.

SPECIAL RISKS. Although securities rated BBB by S&P, DBRS or Fitch, or Baa3 by Moody's are considered investment grade, they have certain speculative characteristics. Therefore, they

may be subject to a higher risk of default than obligations with higher ratings. Subsequent to its purchase by a Fund, a rated security may cease to be rated or its rating may be reduced below the minimum rating required for purchase by a Fund and may be in default. The Investment Adviser and Sub-Advisers will consider such an event in determining whether the Fund should continue to hold the security.

Generally, the lower the credit rating of a security, issuer, guarantor or counterparty, the higher the degree of risk as to payment of interest and return of principal.

INVESTMENT STYLE RISK. Different investment styles (e.g., "growth", "value" or "quantitative") tend to shift in and out of favor, depending on market and economic conditions as well as investor sentiment. A Fund may outperform or underperform other funds that employ a different investment style. A Fund may also employ a combination of styles that impact its risk characteristics.

▪ **VALUE INVESTMENT STYLE RISK.** Value stocks are those that are undervalued in comparison to their peers due to adverse business developments or other factors. Value investing carries the risk that the market will not recognize a security's inherent value for a long time, or that a stock judged to be undervalued by a fund's adviser may actually be appropriately priced or overvalued. Value oriented funds will typically underperform when growth investing is in favor.

▪ **QUANTITATIVE INVESTING RISK.** The value of securities or other investments selected using quantitative analysis can perform differently from the market as a whole or from their expected performance. This may be as a result of the factors used in building the multifactor quantitative model, the weights placed on each factor, the accuracy of historical data utilized, and changing sources of market returns.

When the quantitative models, information and data used in managing a Fund prove to be incorrect or incomplete, any investment decisions made in reliance on the models and data may not produce the desired results and a Fund may realize losses. In addition, any hedging based on faulty models and data may prove to be unsuccessful. Furthermore, the success of quantitative models is dependent largely on the accuracy and reliability of the supplied historical data. All models are susceptible to input errors, which may cause the resulting information to be incorrect.

LIQUIDITY RISK is the risk that certain portfolio securities may be less liquid than others, which may make them difficult or impossible to sell at the time and the price that a Fund would like or difficult to value. A Fund may have to lower the price, sell other securities instead or forgo an investment opportunity. In addition, certain assets that a Fund wants to buy may be difficult or impossible to purchase. Any of these events could have a negative effect on portfolio management or

performance. Liquidity risk may be the result of, among other things, the reduced number and capacity of traditional market participants to make a market for certain securities. As a general matter, dealers recently have been less willing to make markets for certain fixed income securities. The potential for liquidity risk may be magnified in a rising interest rate environment or other circumstances where investor redemptions from money market and other fixed income mutual funds may be higher than normal, potentially causing increased supply in the market due to selling activity. Funds with principal investment strategies that involve investments in securities of companies with smaller market capitalizations, foreign securities, derivatives or securities with potential market and/or credit risk tend to have the greatest exposure to liquidity risk. All of these risks may increase during periods of market volatility. The liquidity of certain assets, such as privately issued and non-investment grade mortgage- and asset-backed securities, may be difficult to ascertain and may change over time. Transactions in less liquid securities may entail transaction costs that are higher than those for transactions in more liquid securities.

LOAN PARTICIPATIONS. A loan participation is an interest in a loan to a U.S. or foreign company or other borrower which is administered and sold by a financial intermediary. Each Fund may invest in loan participations in the form of a direct or co-lending relationship with the corporate borrower, an assignment of an interest in the loan by a co-lender or another participant, or a participation in a seller's share of the loan.

SPECIAL RISKS. Like other debt obligations, loan participations may be subject to credit risk if the borrower defaults on making interest payments and repaying the principal. In the case where a Fund purchases a loan assignment or participation from another lender, the Fund also is subject to delays, expenses and risks greater than would have been involved if the Fund had purchased a direct obligation of the borrower. A Fund's investments in loan participations and assignments are also subject to the risk that the financial institution acting as agent for all interests in a loan might fail financially. It is also possible that the Fund could be held liable as a co-lender.

LOAN RISK. The primary risk in an investment in loans is that borrowers may be unable to meet their interest and/or principal payment obligations. Loans may be unrated, less liquid and more difficult to value than traditional debt securities. Loans may be made to finance highly leveraged corporate operations or acquisitions. The highly leveraged capital structure of the borrowers in such transactions may make such loans especially vulnerable to adverse changes in financial, economic or market conditions. Loans in which a Fund may invest may be either collateralized or uncollateralized and senior or subordinate. Investments in uncollateralized and/or subordinate loans entail a greater risk of nonpayment than do investments in loans that hold a more senior position in the

borrower's capital structure and/or are secured with collateral. Loans generally are subject to restrictions on transfer, and only limited opportunities may exist to sell such loans in secondary markets. As a result, a Fund may be unable to sell loans at a desired time or price. Extended trade settlement periods for certain loans may result in cash not being immediately available to a Fund upon sale of the loan. As a result, a Fund may have to sell other investments with shorter settlement periods or engage in borrowing transactions to raise cash to meet its obligations. Loans are also subject to the risk of price declines and to increases in prevailing interest rates, although the floating rate loans in which a Fund generally invests are substantially less exposed to this risk than fixed-rate debt instruments. If the Fund acquires only an assignment or a participation in a loan made by a third party, the Fund may not be able to control amendments, waivers or the exercise of any remedies that a lender would have under a direct loan and may assume liability as a lender. In addition, loans held by a Fund may not be considered "securities" under the U.S. federal securities laws and therefore a Fund may not receive the same investor protections with respect to such investments that are available to purchasers of investments that are considered "securities" under the federal securities laws. A Fund may experience relatively greater difficulty or delays in enforcing its rights on its holdings of covenant lite loans than its holdings of loans or securities with financial maintenance covenants, which may result in losses to the Fund, especially during a downturn in the credit cycle.

MANAGEMENT RISK is the risk that actively managed Funds could experience losses if the investment adviser's or sub-advisers' judgment about markets, interest rates or the attractiveness, relative values, liquidity, or potential appreciation of particular investments made for the Funds' portfolios prove to be incorrect. There can be no guarantee that the investment adviser's or sub-advisers' investment decisions and investment techniques will produce the desired results. Additionally, legislative, regulatory, or tax developments may adversely affect management of the Funds and, therefore, the ability of the Funds to achieve their respective investment objectives.

MARKET RISK is the risk that the value of the securities in which a Fund invests may go up or down in response to the prospects of individual issuers and/or general economic conditions. Securities markets may experience great short-term volatility and may fall sharply at times. Different markets may behave differently from each other and a foreign market may move in the opposite direction from the U.S. market. Price changes may be temporary or last for extended periods. You could lose money over short periods due to fluctuation in a Fund's NAV in response to market movements, and over longer periods during market downturns.

With respect to equity investments, stock prices have historically risen and fallen in periodic cycles. In general, the values of equity investments fluctuate in response to the activities of individual companies and in response to general market and economic conditions. Price changes may be temporary or last for extended periods. Accordingly, the values of the equity investments that a Fund holds may decline over short or extended periods. This volatility means that the value of your investment in a Fund may increase or decrease.

The United States and international markets have periodically experienced extraordinary volatility including, substantial price volatility, substantially lower valuations, reduced liquidity, credit downgrades, increased likelihood of default and valuation difficulties. As a result, many of the risks described in this Prospectus may be heightened. The U.S. government has historically taken numerous steps to alleviate these market concerns, including without limitation, acquiring ownership interests in distressed institutions. However, there is no assurance that such actions will be successful or that the U.S. Government will continue to support distressed institutions. Continuing market problems and government intervention in the economy may adversely affect the Funds.

MARKET EVENTS RISK relates to the increased volatility, depressed valuations, decreased liquidity and heightened uncertainty in the financial markets throughout the world during the past decade. These conditions may recur.

The U.S. government and the Federal Reserve, as well as certain foreign governments and central banks, have taken steps to support financial markets, including through interest rate changes. This and other government intervention may not work as intended, particularly if the efforts are perceived by investors as being unlikely to achieve the desired results. Governmental or central bank actions, including interest rate increases, measures to address budget deficits, or contrary actions by different governments, as well as downgrades of sovereign debt, fluctuations in oil and commodity prices, dramatic changes in currency exchange rates and geopolitical events (including war and terror attacks) could negatively affect financial markets generally, increase market volatility and reduce the value and liquidity of securities in which a Fund invests.

Policy and legislative changes in the United States and in other countries may also contribute to decreased liquidity and increased volatility in the financial markets.

Political turmoil within the U.S. and abroad may also impact the Funds. Although the U.S. government has historically honored its credit obligations, it remains possible that the U.S. could default on its obligations. While it is impossible to predict the consequences of such an unprecedented event, it is likely that a default by the U.S. would be highly disruptive to

the U.S. and global securities markets and could significantly impair the value of the Funds' investments. Similarly, political events within the United States at times have resulted, and may in the future result, in a shutdown of government services, which could negatively affect the U.S. economy, decrease the value of many Fund investments, and increase uncertainty in or impair the operation of the U.S. or other securities markets. Economies and financial markets throughout the world are increasingly interconnected. Economic, financial or political events, trading and tariff arrangements, terrorism, natural disasters, public health emergencies (including pandemics and epidemics) and other circumstances in one country or region could have profound impacts on global economies or markets. As a result, whether or not a Fund directly invests in securities of issuers located in or with significant exposure to the countries directly affected, the value and liquidity of a Fund's investments may be negatively affected.

RECENT MARKET EVENTS. Geopolitical and other risks, including environmental and public health risks, may add to instability in the world economy and markets generally. As a result of increasingly interconnected global economies and financial markets, the value and liquidity of a Fund's investments may be negatively affected by events impacting a country or region, regardless of whether the Fund invests in issuers located in or with significant exposure to such country or region.

Governmental authorities and regulators throughout the world, such as the U.S. Federal Reserve, have in the past responded to major economic disruptions with changes to fiscal and monetary policy, including but not limited to, direct capital infusions, new monetary programs, and dramatically lower interest rates. Such policy changes may adversely affect the value, volatility and liquidity of dividend and interest paying securities.

Although multiple asset classes may be affected by a market disruption, the duration and effects may not be the same for all types of assets. To the extent a Fund may overweight its investments in certain countries, companies, industries or market sectors, such position will increase the Fund's exposure to risk of loss from adverse developments affecting those countries, companies, industries or sectors. These conditions could result in a Fund's inability to achieve its investment objectives, cause the postponement of reconstitution or rebalance dates for benchmark indices, adversely affect the prices and liquidity of the securities and other instruments in which a Fund invests, negatively impact a Fund's performance, and cause losses on your investment in a Fund. You should also review this prospectus and the SAI to understand each Fund's discretion to implement temporary defensive measures, as well as the circumstances in which a Fund may satisfy redemption requests in-kind.

MASTER LIMITED PARTNERSHIPS. An MLP is a publicly traded company organized as a limited partnership or limited liability company and treated as a partnership for federal income tax purposes. MLPs may derive income and gains from the exploration, development, mining or production, processing, refining, transportation (including pipelines transporting gas, oil, or products thereof), or the marketing of any mineral or natural resources. MLPs generally have two classes of owners, the general partner and limited partners. The general partner of an MLP is typically owned by one or more of the following: a major energy company, an investment fund, or the direct management of the MLP. The general partner may be structured as a private or publicly traded corporation or other entity. The general partner typically controls the operations and management of the MLP through an up to 2% equity interest in the MLP plus, in many cases, ownership of common units and subordinated units. Limited partners own the remainder of the partnership, through ownership of common units, and have a limited role in the partnership's operations and management.

INVESTMENT STRATEGY. With respect to the Global Tactical Asset Allocation Fund, certain of the Underlying Funds may invest in MLPs. The Multi-Manager Global Listed Infrastructure Fund may invest up to 25% of its net assets in energy-related companies organized as MLPs and their affiliates. The other Funds may also invest in MLPs to the extent consistent with their investment objectives and strategies.

SPECIAL RISKS. As compared to common stockholders of a corporation, holders of MLP units have more limited control and limited rights to vote on matters affecting the partnership and the potential for a conflict of interest exists between common unit holders and an MLP's limited partners. In addition, there are certain tax risks associated with an investment in MLP units and conflicts of interest may exist between common unit holders and the general partner, including those arising from incentive distribution payments. MLPs may also be sensitive to changes in interest rates and during periods of interest rate volatility, may not provide attractive returns.

A change in current tax law, or a change in the business of a given MLP, could result in an MLP being treated as a corporation for U.S. federal income tax purposes, which would result in such MLP being required to pay U.S. federal income tax on its taxable income. Thus, if any of the MLPs owned by a Fund were treated as corporations for U.S. federal income tax purposes, the after-tax return to the Fund with respect to its investment in such MLPs would be materially reduced, which could cause a decline in the value of the common stock.

To the extent that a Fund invests in the equity securities of an MLP, the Fund will be a limited partner or member in such MLP. Accordingly, the Fund will be required to include in its taxable income the Fund's allocable share of the income, gains,

losses, deductions and expenses recognized by each such MLP, regardless of whether the MLP distributes cash to the Fund. The Fund may have to sell investments to provide cash to make required distributions if its allocable share of an MLP's income and gains is not offset by the MLP's tax deductions, losses and credits and the MLP does not distribute sufficient cash. The portion, if any, of a distribution received by the Fund from an MLP that is offset by the MLP's tax deductions, losses or credits is essentially treated as a return of capital. The percentage of an MLP's income and gains that is offset by tax deductions, losses and credits will fluctuate over time for various reasons. A significant slowdown in acquisition activity or capital spending by MLPs held in the Fund's portfolio could result in a reduction of depreciation deductions, which may result in increased current taxable income for the Fund.

If a Fund has investments in equity securities of MLPs, the Fund's earnings and profits may be calculated using accounting methods that are different from those used for calculating taxable income. Because of these differences, the Fund may make distributions out of its current or accumulated earnings and profits, which will be treated as taxable dividends, even in years in which the Fund's distributions exceed its taxable income. In addition, changes in tax laws or regulations, or future interpretations of such laws or regulations, could adversely affect the Fund or the MLP investments in which the Fund invests.

MULTI-MANAGER RISK is the risk that the sub-advisers' investment styles will not always be complementary and may, at times, be contrary, or that the investment adviser's allocation of assets amongst sub-advisers will not achieve the intended result, which could negatively impact the performance of a Fund. For example, it is possible that a sub-adviser may purchase a security for a Fund at the same time that another sub-adviser sells the same security, resulting in higher expenses without accomplishing any net investment result; or that several sub-advisers purchase the same security at the same time, without aggregating their transactions, resulting in higher expenses. Similarly, under certain market conditions, a sub-adviser may believe that temporary, defensive investments in short-term instruments or cash are appropriate when another sub-adviser believes continued exposure to the equity markets is appropriate for its allocated portion of a Fund. Sub-advisers may underperform the market generally or underperform other investment managers that could have been selected for a Fund.

MUNICIPAL AND RELATED INSTRUMENTS. Municipal instruments include debt obligations issued by or on behalf of states, territories and possessions of the United States and their political subdivisions, agencies, authorities and instrumentalities.

Municipal instruments include both "general" and "revenue" bonds and may be issued to obtain funds for various public purposes. General obligations are secured by the issuer's pledge

of its full faith, credit and taxing power. Revenue obligations are payable only from the revenues derived from a particular facility or class of facilities. In some cases, revenue bonds also are payable from the proceeds of a special excise or other specific revenue source such as lease payments from the user of a facility being financed. Some municipal instruments, known as private activity bonds, are issued to finance projects for private companies. Private activity bonds are usually revenue obligations since they typically are payable by the private user of the facilities financed by the bonds.

Municipal instruments also include “moral obligation” bonds, municipal leases, certificates of participation and asset-backed securities such as custodial receipts. Moral obligation bonds are supported by a moral commitment but not a legal obligation of a state or municipality. Municipal leases and participation certificates present the risk that the state or municipality involved will not appropriate the monies to meet scheduled payments on an annual basis. Custodial receipts represent interests in municipal instruments held by a trustee or custodian.

Certain municipal obligations are issued with interest rates that adjust periodically. Such municipal floating-rate debt obligations are generally indexed to the Securities Industry and Financial Market Association index, the Consumer Price Index or other indices. Municipal floating-rate debt obligations include, but are not limited to, municipal floating rate notes, floating-rate notes issued by tender option bond trusts, auction rate preferred securities, synthetic floating-rate securities (e.g., a fixed-rate instrument that is subject to a swap agreement converting a fixed rate to a floating rate) and other municipal instruments with floating interest rates (such as variable rate demand preferred shares and variable rate term preferred shares).

Municipal instruments also include tax-exempt derivative instruments that have interest rates that reset inversely to changing short-term rates and/or have imbedded interest rate floors and caps that require the issuer to pay an adjusted interest rate if market rates fall below or rise above a specified rate.

A Fund may acquire “stand-by commitments” relating to the municipal instruments it holds. Under a stand-by commitment, a dealer agrees to purchase, at the Fund’s option, specified municipal instruments at a specified price. A stand-by commitment may increase the cost, and thereby reduce the yield, of the municipal instruments to which the commitment relates. A Fund will acquire stand-by commitments solely to facilitate portfolio liquidity and does not intend to exercise its rights for trading purposes.

INVESTMENT STRATEGY. The Fixed Income Funds may invest from time to time in municipal instruments or other securities issued by state and local governmental bodies. Generally, this

will occur when the yield of municipal instruments, on a pre-tax basis, is comparable to that of other permitted short-term taxable investments. Dividends paid by the Fixed Income Funds on such investments will be taxable to shareholders.

The Tax-Exempt Fixed Income Funds invest primarily in municipal instruments. Although it is not their current policy to do so on a regular basis, these Funds may invest more than 25% of their total assets in municipal instruments the interest upon which is paid solely by governmental issuers from revenues of similar projects. However, they do not intend to invest more than 25% of the value of their total assets in industrial development bonds or similar obligations where the non-governmental entities supplying the revenues to be paid are in the same industry.

The California Funds expect to make significant investments in California municipal instruments and the Arizona Tax-Exempt Fund expects to make significant investments in Arizona municipal instruments. The other Tax-Exempt Fixed Income Funds also may invest from time to time more than 25% of the value of their total assets in municipal instruments whose issuers are in the same state.

SPECIAL RISKS. Municipal instruments may be backed by letters of credit, insurance or other forms of credit enhancement issued by foreign and domestic banks, insurance companies and other financial institutions. If the credit quality of these banks, insurance companies and financial institutions declines, a Fund could suffer a loss to the extent that the Fund is relying upon this credit support. Foreign institutions can present special risks relating to higher transaction and custody costs, the imposition of additional taxes by foreign governments, less complete financial information, less market liquidity, more market volatility and political instability. Foreign banks, insurance companies and financial institutions may be subject to less stringent reserve requirements, and to different accounting, auditing and recordkeeping requirements than U.S. banks.

In addition, a single enhancement provider may provide credit enhancement to more than one of a Fund’s investments. Having multiple securities credit enhanced by the same enhancement provider will increase the adverse effects on a Fund that are likely to result from a downgrading of, or a default by, such an enhancement provider. Adverse developments in the banking or bond insurance industries also may negatively affect a Fund.

Bond insurers that provide credit enhancement for large segments of the fixed-income markets, particularly the municipal bond market, may be more susceptible to being downgraded or defaulting during recessions or similar periods of economic stress. Municipal bonds may be covered by insurance that guarantees timely interest payments and repayment of principal on maturity. If a bond’s insurer fails to fulfill its obligations or loses its credit rating, the value of the bond could drop. Insurance does not protect a

Fund or its shareholders from losses caused by declines in a bond's market value. Also, an insurance company's exposure to securities involving subprime mortgages may cause a municipal bond insurer's rating to be downgraded or may cause the bond insurer to become insolvent, which may affect the prices and liquidity of municipal obligations insured by the insurance company.

In addition, when a substantial portion of a Fund's assets is invested in instruments that are used to finance facilities involving a particular industry, whose issuers are in the same state or which otherwise are related, there is a possibility that an economic, business or political development affecting one instrument would likewise affect the related instrument.

Some tax-exempt derivative instruments represent relatively recent innovations in the municipal bond markets, and the trading market for these instruments is less developed than the markets for traditional types of municipal instruments. It is, therefore, uncertain how these instruments will perform under different economic and interest-rate scenarios. Also, because these instruments may be leveraged, their market values may be more volatile than other types of municipal instruments and may present greater potential for capital gain or loss. The possibility of default by the issuer or the issuer's credit provider may be greater for tax-exempt derivative instruments than for other types of instruments. In some cases, it may be difficult to determine the fair value of a derivative instrument because of a lack of reliable objective information, and an established secondary market for some instruments may not exist. In many cases, the Internal Revenue Service has not ruled on whether the interest received on a tax-exempt derivative instrument is tax-exempt and, accordingly, purchases of such instruments are based on the opinion of counsel to the sponsors of the instruments.

In recent periods an increasing number of municipal issuers have defaulted on obligations, been downgraded or commenced insolvency proceedings. Any of these effects could have a significant impact on the prices of some or all of the municipal instruments held by the Funds.

NON-DIVERSIFICATION RISK is the risk that certain Funds that are classified as non-diversified, or that can become non-diversified in seeking to track an underlying index, can invest a greater portion of their assets in the obligations or securities of a small number of issuers or any single issuer than a diversified fund can. In such circumstances, a change in the value of one or a few issuers' securities will therefore affect the value of the Fund more than if it was a diversified fund.

PORTFOLIO TURNOVER RISK. The Investment Adviser and Sub-Advisers will not consider the portfolio turnover rate a limiting factor in making investment decisions for certain Funds. A high portfolio turnover rate (100% or more) is likely to involve higher brokerage commissions and other transaction costs, which could reduce a Fund's return. It also may result in higher

short-term capital gains that are taxable to shareholders when distributed. Distributions may be derived primarily from short-term capital gains that are taxable as ordinary income. Short-term capital gains and losses realized by the Fund are not eligible to offset a shareholder's short-term capital losses or gains, respectively, earned from other investments.

Additionally, the portfolio turnover rates for the Active M/Multi-Manager Funds are likely to be higher than the rates for comparable mutual funds with a single portfolio manager. Each of the Funds' Sub-Advisers makes decisions to buy or sell securities independently from other Sub-Advisers. Thus, one Sub-Adviser for a Fund may be selling a security when another Sub-Adviser for the Fund, or a Sub-Adviser for another Fund, is purchasing that same security. Additionally, when a Fund replaces a Sub-Adviser, the new Sub-Adviser may restructure the investment portfolio, which may increase the Fund's portfolio turnover rate. See "Financial Highlights" for the Funds' historical portfolio turnover rates.

PREFERRED STOCK. Preferred stocks are securities that represent an ownership interest providing the holder with claims on the issuer's earnings and assets before common stock owners but after bond owners.

INVESTMENT STRATEGY. To the extent consistent with their investment objectives and strategies, the Funds, except the U.S. Treasury Index Fund, may invest in preferred stocks.

SPECIAL RISKS. Unlike most debt securities, the obligations of an issuer of preferred stock, including dividend and other payment obligations, typically may not be accelerated by the holders of such preferred stock on the occurrence of an event of default or other non-compliance by the issuer of the preferred stock. Preferred stock is sensitive to changes in an issuer's creditworthiness and changes to interest rates, and may decline in value as interest rates rise.

PREPAYMENT (OR CALL) RISK is the risk that an issuer could exercise its right to pay principal on an obligation held by the Fund (such as an asset-backed security) earlier than expected. The exercise of such right may result in a decreased rate of return and a decline in value of those obligations and, accordingly, a decline in the Fund's NAV. Issuers may be more likely to prepay when interest rates fall, when credit spreads change, or when an issuer's credit quality improves. If this happens, the Fund may be unable to recoup all of its initial investment, will not benefit from the rise in the market price of the securities that normally accompanies a decline in interest rates, and will also suffer from having to reinvest in lower yielding securities. The Fund may also lose any premium it paid to purchase the securities.

REAL ESTATE INVESTMENT TRUSTS. REITs are pooled investment vehicles that invest primarily in either real estate or real estate related loans.

INVESTMENT STRATEGY. The Funds may invest in REITs to the extent consistent with their investment objectives and strategies.

SPECIAL RISKS. The value of a REIT is affected by changes in the value of the properties owned by the REIT or securing mortgage loans held by the REIT. REITs are dependent upon cash flow from their investments to repay financing costs and the ability of a REIT's manager. REITs are also subject to risks generally associated with investments in real estate. These risks include: changes in the value of real estate properties and difficulties in valuing and trading real estate; risks related to general and local economic conditions; overbuilding and increased competition; increases in property taxes and operating expenses; changes in zoning laws; casualty and condemnation losses; variations in rental income; changes in the appeal of property to tenants; tenant bankruptcies and other credit problems; and changes in interest rates. To the extent that assets underlying a REIT are concentrated geographically, by property type or in certain other respects, these risks may be heightened. A Fund will indirectly bear its proportionate share of any expenses, including management fees, paid by a REIT in which it invests.

REITs are subject to a highly technical and complex set of provisions in the Code. It is possible that a Fund may invest in a real estate company that purports to be a REIT and that the company could fail to qualify as a REIT. In the event of any such unexpected failure to qualify as a REIT, the company would be subject to corporate-level taxation, significantly reducing the return to a Fund on its investment in such company. REITs could possibly fail to qualify for tax free pass-through of income under the Code, or to maintain their exemptions from registration under the 1940 Act. The above factors may also adversely affect a borrower's or a lessee's ability to meet its obligations to the REIT. In the event of a default by a borrower or lessee, the REIT may experience delays in enforcing its rights as a mortgagee or lessor and may incur substantial costs associated with protecting its investments.

In addition, the value of such securities may fluctuate in response to the market's perception of the creditworthiness of the issuers of mortgage-related securities owned by a Fund. Because investments in mortgage-related securities are interest sensitive, the ability of the issuer to reinvest or to reinvest favorably in underlying mortgages may be limited by government regulation or tax policy. For example, action by the Board of Governors of the Federal Reserve System to limit the growth of the nation's money supply may cause interest rates to rise and thereby reduce the volume of new residential mortgages. Additionally, although mortgages and mortgage-related securities are generally supported by some form of government or private guarantees and/or insurance, there is no assurance that private guarantors or insurers will be able to meet their obligation.

REITs (especially mortgage REITs) are also subject to interest rate risks. When interest rates decline, the value of a REIT's investment in fixed rate obligations can be expected to rise. Conversely, when interest rates rise, the value of a REIT's investment in fixed rate obligations can be expected to decline. In contrast, as interest rates on adjustable rate mortgage loans are reset periodically, yields on a REIT's investments in such loans will gradually align themselves to reflect changes in market interest rates, causing the value of such investments to fluctuate less dramatically in response to interest rate fluctuations than would investments in fixed rate obligations.

The REIT investments of a Fund often do not provide complete tax information to the Fund until after the calendar year-end. Consequently, because of the delay, it may be necessary for the Fund to request permission to extend the deadline for issuance of Forms 1099-DIV beyond January 31. Also, under current provisions of the Code, distributions attributable to operating income of REITs in which the Fund invests are not eligible for favorable tax treatment as long-term capital gains and will be taxable to shareholders as ordinary income.

In addition, under recent tax legislation, individuals and certain other noncorporate entities are generally eligible for a 20% deduction with respect to taxable ordinary dividends from REITs. To the extent a Fund designates dividends it pays to shareholders as "section 199A dividends," shareholders may be eligible for the 20% deduction with respect to such dividends. The amount of section 199A dividends that a Fund may pay and report to shareholders is limited to the excess of the ordinary REIT dividends, other than capital gain dividends and portions of REIT dividends designated as qualified dividend income, that such Fund receives from REITs for a taxable year over such Fund's expenses allocable to such dividends.

REAL ESTATE SECURITIES. Investment in real estate securities present special risk considerations.

INVESTMENT STRATEGY. The Funds may invest in real estate securities to the extent consistent with their investment objectives and strategies.

SPECIAL RISKS. The performance of real estate securities may be significantly impacted by the performance of real estate markets.

Property values may fall due to increasing vacancies or declining rents resulting from economic, legal, cultural or technological developments. The price of real estate company shares also may drop because of the failure of borrowers to pay their loans and poor management. Many real estate companies utilize leverage, which increases investment risk and could adversely affect a company's operations and market value in periods of rising interest rates as well as risks normally associated with debt financing. Real property investments are subject to varying degrees of risk. The yields available from investments in real estate depend on the amount of income and

capital appreciation generated by the related properties. Income and real estate values may also be adversely affected by such factors as applicable domestic and foreign laws (e.g., Americans with Disabilities Act and tax laws), interest rate levels and the availability of financing. If the properties do not generate sufficient income to meet operating expenses, including, where applicable, debt service, ground lease payments, tenant improvements, third-party leasing commissions and other capital expenditures, the income and ability of the real estate company to make payments of any interest and principal on its debt securities will be adversely affected. In addition, real property may be subject to the quality of credit extended and defaults by borrowers and tenants. Negative economic impacts caused by COVID-19 and sustained higher interest rates have resulted in increased occurrences of commercial and residential real estate default. In addition, demand for some categories of leased commercial and retail space has weakened in light of the prevalence of remote work arrangements. The performance of the economy in each of the countries and regions in which the real estate owned by a Fund is located affects occupancy, market rental rates and expenses and, consequently, has an impact on the income from such properties and their underlying values. The financial results of major local employers also may have an impact on the cash flow and value of certain properties. In addition, real estate investments are relatively illiquid and, therefore, the ability of real estate companies to vary their portfolios promptly in response to changes in economic or other conditions is limited. A real estate company such as a REIT may also have joint venture investments in certain of its properties and, consequently, its ability to control decisions relating to such properties may be limited.

REPURCHASE AGREEMENTS. Repurchase agreements involve the purchase of securities by a Fund subject to the seller's agreement to repurchase them at a mutually agreed upon date and price.

INVESTMENT STRATEGY. To the extent consistent with their respective investment objectives and strategies, each Fund may enter into repurchase agreements with domestic and foreign financial institutions such as banks and broker-dealers that are deemed to be creditworthy by the Investment Adviser or Sub-Advisers. Although the securities subject to a repurchase agreement may have maturities exceeding one year, settlement of the agreement generally will not occur more than one year after a Fund acquires the securities.

SPECIAL RISKS. In the event of a default, a Fund will suffer a loss to the extent that the proceeds from the sale of the underlying securities and other collateral are less than the repurchase price and the Fund's costs associated with delay and enforcement of the repurchase agreement. In addition, in the event of bankruptcy, a Fund could suffer additional losses if a court determines that the Fund's interest in the collateral is

unenforceable by the Fund. If a Fund enters into a repurchase agreement with a foreign financial institution, it may be subject to the same risks associated with foreign investments (see "Foreign Investments"). Certain foreign markets may rely heavily on particular industries or foreign capital and are more vulnerable to diplomatic developments, the imposition of economic sanctions against a particular country or countries, organizations, entities and/or individuals, changes in international trading patterns, trade barriers, and other protectionist or retaliatory measures. International trade barriers or economic sanctions against foreign countries, organizations, entities and/or individuals may adversely affect the credit worthiness of a foreign financial institution. Additionally, foreign banks and foreign branches of domestic banks may be subject to less stringent reserve requirements and to different accounting, auditing and recordkeeping requirements.

The Funds intend to enter into transactions with counterparties that are creditworthy at the time of the transactions. There is always the risk that the Investment Adviser's analysis of creditworthiness is incorrect or may change due to market conditions. To the extent that a Fund focuses its transactions with a limited number of counterparties, it will be more susceptible to the risks associated with one or more counterparties.

With respect to collateral received in repurchase transactions or other investments, a Fund may have significant exposure to the financial services and mortgage markets. Such exposure, depending on market conditions, could have a negative impact on the Fund, including minimizing the value of any collateral.

RISKS RELATED TO CERTAIN BUSINESS RELATIONSHIPS. In certain instances, employees of Polen Credit, including portfolio managers of the Multi-Manager High Yield Opportunity Fund, may sit on the board of a portfolio company held by one or more Polen Credit clients, including the Multi-Manager High Yield Opportunity Fund. Such service may give rise to actual or potential conflicts of interest (or perceived conflicts of interest). For example, Polen Credit may receive material non-public information of a company because one of its employees sits on its board of directors. In such circumstances, the issuer of such security will be placed on Polen Credit's "Restricted List," and Polen Credit will not trade securities issued by such issuer in secondary transactions until the material, non-public information becomes public and/or no longer material, or trading is otherwise permitted in accordance with applicable law. The length of time that Polen Credit may be subject to such restrictions on trading with respect to its client portfolios may cause such investments to be classified as illiquid and may be significant. This may prevent the Fund from acquiring or disposing of securities at a favorable time and may cause the Fund to forego certain investment opportunities. Polen Credit has adopted written

guidelines designed to address potential conflicts of interest that may arise in connection with a portfolio manager's service on the board of a portfolio company held by one or more Polen Credit clients. Specifically, these guidelines, among other items (i) establishes reporting guidelines for any actual or potential conflicts of interest; (ii) depending on the facts and circumstances, requires the employee to recuse themselves from also participating in any investment decision with respect to Polen Credit's clients (with another Polen Credit investment professional, such as a co-portfolio manager, thereby assuming the responsibility to take any appropriate investment management activities on behalf of the Fund in accordance with Polen Credit's fiduciary responsibilities); and (iii) where recusal does not mitigate the conflict or as otherwise required, provides for disclosure to affected Polen Credit clients of the material facts and circumstances of the conflict.

SECTOR RISK is the risk that companies in similar businesses may be similarly affected by particular economic or market events, which may in certain circumstances, cause the value of securities of all companies in a particular sector to decrease.

- **CONSUMER DISCRETIONARY SECTOR RISK.** Companies operating in the consumer discretionary sector may be affected by fluctuations in supply and demand, supply chains, and changes in consumer demographics and preferences, including that such companies' consumer products or services may become obsolete. The success of consumer product manufacturers and retailers is tied closely to the performance of domestic and international economies. Moreover, changes in consumer spending as a result of world events, political and economic conditions, government regulation, commodity price volatility, changes in interest and exchange rates, imposition of import or export controls, increased competition, depletion of resources and labor relations also may adversely affect these companies. Companies in the consumer discretionary sector depend heavily on disposable household income and consumer confidence and spending and may be strongly affected by social trends, changing consumer taste and marketing campaigns. These companies may be subject to severe competition, which may have an adverse impact on their profitability.

- **FINANCIALS SECTOR RISK.** Companies operating in the U.S. and non-U.S. financials sector of the economy, including those in the banking industry, are often subject to extensive governmental regulation and intervention, which limits their activities, the prices they can charge and the amount of capital they must maintain. Governmental regulation may change frequently and may have significant adverse consequences for companies in the financials sector, including effects not intended by such regulation. The impact of recent or future regulation on any individual financial company, the banking industry or on the sector as

a whole cannot be predicted. The valuation of financial companies has been and continues to be subject to unprecedented volatility and may be influenced by unpredictable factors, including interest rate changes and sovereign debt default. Certain risks may impact the value of investments in the financials sector more severely than those of investments outside this sector, including the risks associated with companies that operate with substantial financial leverage. In addition, certain financial companies are subject to intense competitive pressures, including market share and price competition. Companies in the financials sector may also be adversely affected by increases in interest rates and loan losses, decreases in the availability of money or asset valuations, credit rating downgrades and adverse conditions in other related markets. Insurance companies, in particular, may be subject to severe price competition and/or rate regulation, which may have an adverse impact on their profitability. Additionally, financial services companies may also have concentrated portfolios, which makes them vulnerable to unstable economic conditions.

Companies in the financials sector are exposed directly to the credit risk of their borrowers who at times may be unable to meet their obligations to the financial services companies. Further, companies in the financials sectors may have significant exposure to the same borrowers and counterparties. This interconnectedness causes risk, including cross-default risk, which may result in significant negative impacts to the financial condition of companies having direct exposure to the defaulting counterparty. Instability in the financial markets has caused certain financial companies to incur large losses. Some financial companies experienced declines in the valuations of their assets, took actions to raise capital (such as the issuance of debt or equity securities), or even ceased operations. Some financial companies borrowed significant amounts of capital from government sources and may face future government imposed restrictions on their businesses or increased government. In addition, cyberattacks and technology malfunctions have become increasingly frequent in the financials sector, causing significant losses to companies operating in this sector.

- **HEALTH CARE SECTOR RISK.** Companies operating in the health care sector may be negatively affected by scientific or technological developments, research and development costs, increased competition within the health care sector, impacting prices and demand for products or services, rapid product obsolescence and patent expirations. In addition, the profitability of companies in the health care sector may be adversely affected by restrictions on reimbursements for medical expenses, increased costs of medical products and services, shortages of skilled

personnel and an emphasis on outpatient services. Health care companies are also subject to extensive litigation based on product liability. The activities of healthcare companies are largely monitored and regulated by state and local governments, and a significant portion of health care services are funded or subsidized by the government. As such, the price of securities of health care companies may fluctuate widely due to changes in legislation or other government regulations, including uncertainty regarding health care reform and its long-term impact, reductions in government funding and the unpredictability of winning government approvals. In recent years, governments have come under pressure to reduce healthcare costs, which could adversely affect government funding available for healthcare products, services and facilities.

- **INDUSTRIALS SECTOR RISK.** Changes in government regulation, particularly with respect to the environment, world events and economic conditions may adversely affect the companies operating in the industrials sector. These companies are at risk for environmental damage claims and product liability claims. Industrial companies also may be adversely affected by events that cause commodity price volatility, changes in exchange rates, imposition of import or export controls, increased competition, depletion of resources, technological developments, labor relations and changes in the supply of and demand for their specific products or services or for industrials sector products in general. Companies in the industrials sector tend to significantly rely on government demand for their products and services and may be adversely affected by decreases in government spending.
- **INFORMATION TECHNOLOGY SECTOR RISK.** Companies operating in the information technology sector may produce or use products or services that prove commercially unsuccessful, become obsolete or become adversely impacted by increased government regulation. Competitive pressures in the technology industry, both domestically and internationally, may affect negatively the financial condition of technology companies, and a substantial investment in technology securities may subject the Funds to more volatile price movements than a more diversified securities portfolio. In certain instances, technology securities may experience significant price movements caused by disproportionate investor optimism or pessimism with little or no basis in fundamental economic conditions. Technology companies may have limited product lines, markets, financial resources or personnel. The products of technology companies may face obsolescence due to rapid technological developments, changing consumer needs or investor perception of a company or its products, frequent and new product introduction, unpredictable changes in growth

rates and competition for the services of qualified personnel. Companies in the information technology sector are heavily dependent on patent and intellectual property rights. The loss or impairment of these rights may adversely affect the profitability of these companies. In addition to the foregoing risks, technology companies operating in the health sciences and healthcare sector may be subject to product liability litigation. As a result of these and other reasons, investments in the technology sector can experience sudden and rapid appreciation and depreciation. Factors that may also significantly affect the market value of securities of issuers in the information technology sector include the failure to obtain, or delays in obtaining, financing or regulatory approvals.

In addition, companies that develop or sell computer hardware or software and peripheral products, including computer components, present additional risks. These companies are often dependent on the existence and health of their related industries or other products with or for which they are designed to be used, and face highly competitive pressures, product licensing, trademark and patent uncertainties and rapid technological changes, which may have a significant effect on their financial condition. For example, an increasing number of companies and new product offerings can lead to price cuts and slower selling cycles, and many of these companies may be dependent on the success of a principal product, may rely on sole source providers and third-party manufacturers, and may experience difficulties in managing growth.

SMALL AND MID CAP INVESTMENTS. Investments in small and mid-capitalization companies involve greater risk and more abrupt or erratic price movements than investments in larger capitalization stocks. Among the reasons for the greater price volatility of these investments are the less certain growth or earnings prospects of smaller firms and the lower degree of liquidity in the markets for such securities. Small and mid-capitalization companies may be thinly traded and may have to be sold at a discount from current market prices or in small lots over an extended period of time. In addition, these securities are subject to the risk that during certain periods the liquidity of particular issuers or industries, or all securities in particular investment categories, will shrink or disappear suddenly and without warning as a result of adverse economic or market conditions, or adverse investor perceptions whether or not accurate. Because of the lack of sufficient market liquidity, a Fund may incur losses because it will be required to effect sales at a disadvantageous time and only then at a substantial drop in price. Small and mid-capitalization companies include “unseasoned” issuers that do not have an established financial history; often have limited product lines, markets or financial resources; may depend on or use a few key personnel for

management or upon a small or inexperienced management group; and may be susceptible to losses and risks of bankruptcy. Small and mid-capitalization companies may be operating at a loss or have significant variations in operating results; may be engaged in a rapidly changing business with products subject to a substantial risk of obsolescence; may require substantial additional capital to support their operations, to finance expansion or to maintain their competitive position; and may have substantial borrowings or may otherwise have a weak financial condition. In addition, these companies may face intense competition, including competition from companies with greater financial resources, more extensive development, manufacturing, marketing, and other capabilities, and a larger number of qualified managerial and technical personnel. Transaction costs for small and mid-capitalization investments are often higher than those of larger capitalization companies. Investments in small and mid-capitalization companies may be more difficult to price precisely than other types of securities because of their characteristics and lower trading volumes. As a result, their performance may be more volatile and they can face a greater risk of business failure, which could increase the volatility of a Fund's investments.

Securities of small and mid-capitalization companies may lack sufficient market liquidity to enable a Fund to effect sales at an advantageous time or without a substantial drop in price.

SPECIAL RISKS AND CONSIDERATIONS APPLICABLE TO THE CALIFORNIA FUNDS AND THE ARIZONA TAX-EXEMPT FUND.

The investments of the California Funds in California municipal instruments and the Arizona Tax-Exempt Fund in Arizona municipal instruments raise additional considerations. Payment of the interest on and the principal of these instruments is dependent upon the continuing ability of issuers in these states to meet their obligations.

INVESTMENT STRATEGY. As stated above, the Arizona Tax-Exempt Fund will invest in Arizona municipal instruments and the California Funds will invest in California municipal instruments. Consequently, these Funds are more susceptible to factors adversely affecting issuers of Arizona and California municipal instruments, respectively, and may be riskier than comparable funds that do not emphasize these issuers to this degree.

SPECIAL RISKS. The information set forth below and the related information contained in the SAI are derived from sources that are generally available to investors. The information is intended to give a recent historical description and is not intended to indicate future or continuing trends in the financial or other positions of California or Arizona. It should be noted that the creditworthiness of obligations issued by local California issuers or local Arizona issuers may be unrelated to the creditworthiness of obligations issued by the State of California or the State of Arizona, respectively, and that there is no

obligation on the part of either State to make payment on such respective local obligations in the event of default.

CALIFORNIA-SPECIFIC RISK is the risk that a Fund that invests a greater portion of its assets in California municipal instruments will be more exposed to risks associated with the unique aspects of California's economy, political system and government financing structures than a fund that invests more widely. The following information is intended only as a summary of certain factors affecting the State's current financial situation and is not an exhaustive description of all the conditions to which the issuers of California's tax-exempt obligations are subject. Information is derived from State of California Department of Finance publications and other publicly available materials. Information contained in such documents has not been independently verified.

California's period of economic expansion following the global financial crisis was cut short when the COVID-19 pandemic reached U.S. shores in early 2020, resulting in a sudden and wide-ranging decline in economic activity and rise in unemployment across many sectors of the California economy. Californians quickly adjusted to the realities of the pandemic, and boosted by federal actions to support the economy, experienced a rapid rebound in economic activity over the summer of 2020. However, after two years of unprecedented revenue growth, California has reported a downturn in revenue driven by a declining stock market and persistently high inflation in 2022, rising interest rates, and job losses. As of April 2024, California's unemployment rate was slightly higher than the national average.

The effect of the declining market and rising inflation is ongoing, and the ultimate outcome and effect on California's municipal instruments remains unclear. The 2024-25 California budget reflects total reserve balances of \$22.2 billion at the end of the 2024-25 fiscal year and seeks to solve a \$46.8 billion deficit for the 2024-25 fiscal year through a mix of broad-based solutions, including reduced funding for various items and additional revenue sources.

As of the date of this Prospectus, the State's general obligations are assigned ratings of "AA" by Fitch, "Aa2" by Moody's, and "AA-" by S&P. Although these ratings indicate low credit risk, they are among the bottom 50% assigned to state general obligation bonds in the country. There is no assurance that such ratings will continue for any given period of time or that they will not be revised downward or withdrawn entirely if, in the judgment of the particular rating agency, circumstances so warrant.

These ratings reflect the State's credit quality only and do not indicate the creditworthiness of other tax-exempt securities in which the Fund may invest. Moreover, the creditworthiness of obligations issued by local California issuers, such as counties, cities, school districts and other local agencies, may be

unrelated to the creditworthiness of obligations issued by the State, and there is no obligation on the part of the State to make payment on such local obligations in the event of default. California's historical debt burden and uncertain future developments in light of the residual effects of the COVID-19 pandemic heighten the risk of investing in bonds issued by the State and its political subdivisions, agencies, instrumentalities and authorities, including the risk of potential issuer default. There remains a heightened risk that there could be an interruption in payments to bondholders in some cases. This possibility, along with the risk of a downgrade in the credit rating of the State's general obligation debt, could result in a reduction in the market value of the bonds held by the California Funds, which could adversely affect the Funds' NAV or the distributions paid by the Funds. The foregoing discussion is a summary of certain factors affecting the State's current financial situation and is not an exhaustive description of all the conditions to which the issuers of the State's tax-exempt obligations are subject. The national economy, legislative, legal and regulatory, social, public health (including pandemics) and environmental policies and conditions not within the control of the issuers of such bonds could also have an adverse effect on the financial condition of the State and its various political subdivisions and agencies. It is not possible to predict whether or to what extent the current economic and political issues or any other factors may affect the ability of the State or municipal issuers in California to pay interest or principal on their bonds or the ability of such bonds to maintain market value or marketability. The impact of these factors on the NAV or distributions paid by the California Funds is also unpredictable. In addition, if the California Funds have difficulty finding high quality California municipal securities to purchase, the amount of the Funds' income that is subject to California taxes could increase.

A more detailed description of special factors affecting investments in California municipal instruments is provided in the SAI.

ARIZONA-SPECIFIC RISK is the risk that the Arizona Tax-Exempt Fund will be more exposed to negative political or economic factors in Arizona than a Fund that invests more widely. The following information is intended only as a summary of certain factors affecting the State's current financial situation and is not an exhaustive description of all the conditions to which the issuers of Arizona's tax-exempt obligations are subject. Information is derived from State of Arizona Comprehensive Annual Financial Reports for the relevant fiscal years and other publicly available documents. Information contained in such documents has not been independently verified. As of July 1, 2023, Arizona has an estimated population of 7.52 million people. Its State gross domestic product of \$508.34 billion in 2023 is the eighteenth largest. The State has a large number of retirees who contribute to a lower than average per capita

personal income. Principal economic sectors in Arizona include: aerospace and defense, construction, trade, government, education, health care, manufacturing, mining, renewable energy, and tourism. According to economic analysis released by the Arizona Office of Employment and Population Statistics, as of February 2023, ten of eleven of Arizona's major industry sectors are expected to experience growth through 2025. Exposure to these industries, however, leaves Arizona vulnerable to an economic slowdown associated with business cycles, political events and public health crises, including a decline in tourism revenue resulting from a decline in the value of other currencies relative to the U.S. dollar. Additionally, because aerospace and defense represent a large share of Arizona's manufacturing sector, the State's economy is vulnerable to federal budget cuts to military expenditures.

Arizona's economy has historically been dependent on population growth. Arizona is the fourteenth largest state by population and has the twelfth fastest growing population in the nation.

From the end of the previous recession in late 2010 through the onset of the most recent recession in February 2020, Arizona's economy experienced slow growth, with gains in job creation, population and income well below the average growth rates for the 30-year period prior to the recession. As of May 2024, the seasonally-adjusted unemployment rate was 3.4%, which is lower than the national average rate as of the same period.

Under Article 9, Section 5 of the Arizona Constitution, the State cannot issue general obligation debt surpassing \$350,000, but may pledge either dedicated revenue streams or constructed buildings or equipment acquired as security for the repayment of long-term debt. Arizona does not issue general obligation bonds, and its state and local debt levels have remained moderate.

As of the date of this Prospectus, Moody's rates the State Aa1 with a stable outlook, and S&P rates it AA with a stable outlook. There is no assurance that such ratings will continue for any given period of time or that they will not be revised downward or withdrawn entirely if, in the judgment of the particular rating agency, circumstances so warrant.

Because there are many buyers of Arizona municipal instruments, if existing instruments decline in quality to below investment grade or if Arizona's ability to market further debt obligations were jeopardized, the supply of Arizona investment grade municipal instruments could become inadequate at certain times. The national and local economy, legislative, legal and regulatory, social, public health and environmental policies and conditions not within the control of the issuers of such bonds could also have an adverse effect on the financial condition of Arizona and its various political subdivisions and agencies. It is also possible that amendments to the Arizona constitution, voter initiatives, legislation, regulations, or

executive action would impose additional spending requirements, limit the ability of the State or local governments to impose taxes, cause budget shortfalls or result in other conditions that could adversely affect the values of existing obligations, including obligations that may be held by the Fund.

A more detailed description of special factors affecting investments in Arizona municipal instruments is provided in the SAI.

SOVEREIGN DEBT RISK. The Funds may invest in sovereign debt securities. These securities are issued or guaranteed by foreign governmental entities. These investments are subject to the risk that a governmental entity may delay or refuse to pay interest or repay principal on its sovereign debt, due, for example, to cash flow problems, insufficient foreign currency reserves, and political considerations. They are also subject to political risks (e.g., government instability, poor socioeconomic conditions, corruption, lack of democratic accountability, internal and external conflict, poor quality of bureaucracy, and religious and ethnic tensions) and economic risks (e.g., the relative size of the governmental entity's debt position in relation to the economy, high foreign debt as a percentage of gross domestic product or exports, high inflation or deflation, or an overvalued exchange rate) or a combination of these risks, such as the failure to put in place economic reforms required by the International Monetary Fund or other multilateral agencies. If a governmental entity defaults, it may ask for more time in which to pay or for further loans. There is no legal process for collecting sovereign debts that a government does not pay nor are there bankruptcy proceedings through which all or part of the sovereign debt that a governmental entity has not repaid may be collected.

STRIPPED SECURITIES. These securities are issued by the U.S. government (or an agency, instrumentality or a sponsored enterprise), foreign governments, banks and other issuers. They entitle the holder to receive either interest payments or principal payments that have been "stripped" from a debt obligation. These obligations include stripped mortgage-backed securities, which are derivative multi-class mortgage securities.

The Treasury Department has facilitated transfers of ownership of zero coupon securities by accounting separately for the beneficial ownership of particular interest coupon and principal payments on Treasury securities through the Federal Reserve book-entry record-keeping system. The Federal Reserve program as established by the Treasury Department is known as "Separate Trading of Registered Interest and Principal of Securities" or "STRIPS." Under the STRIPS program, a Fund will be able to have its beneficial ownership of zero coupon securities recorded directly in the book-entry record-keeping system in lieu of having to hold certificates or other evidences of ownership of the underlying U.S. Treasury securities.

INVESTMENT STRATEGY. To the extent consistent with their investment objectives and strategies, the Funds may purchase stripped securities, including securities registered in the STRIPS program.

SPECIAL RISKS. Stripped securities are very sensitive to changes in interest rates and to the rate of principal prepayments. A rapid or unexpected change in either interest rates or principal prepayments could depress the price of stripped securities held by the Funds and adversely affect a Fund's total return.

STRUCTURED SECURITIES. The value of structured securities is determined by reference to changes in the value of specific currencies, interest rates, commodities, securities, indices or other financial indicators (the "Reference") or the relative change in two or more References. The interest rate or the principal amount payable upon maturity or redemption may be increased or decreased depending upon changes in the applicable Reference. Examples of structured securities include, but are not limited to, asset-backed commercial paper, structured notes and other debt obligations, where the principal repayment at maturity is determined by the value of a specified security or securities index. Structured securities may also include credit linked notes, which are securities with embedded credit default swaps. An investor holding a credit linked note generally receives a fixed or floating coupon and the note's par value upon maturity, unless the referred credit defaults or declares bankruptcy, in which case the investor receives the amount recovered. In effect, investors holding credit linked notes receive a higher yield in exchange for assuming the risk of a specified credit event.

Structured securities may also include inverse floating debt securities ("inverse floaters"). The interest rate on inverse floaters resets in the opposite direction from the market rate of interest to which the inverse floater is indexed. An inverse floater may be considered to be leveraged to the extent that its interest rate varies by a magnitude that exceeds the magnitude of change in the index rate of interest. The higher the degree of leverage of an inverse floater, the greater the volatility of its market value.

Structured securities also include equity linked notes. An equity linked note is a note whose performance is tied to a single stock, a stock index or a basket of stocks. Equity linked notes combine the principal protection normally associated with fixed income investments with the potential for capital appreciation normally associated with equity investments.

Upon the maturity of the note, the holder generally receives a return of principal based on the capital appreciation of the linked securities. Depending on the terms of the note, equity linked notes may also have a "cap" or "floor" on the maximum principal amount to be repaid to holders, irrespective of the performance of the underlying linked securities. For example, a note may guarantee the repayment of the original principal

amount invested (even if the underlying linked securities have negative performance during the note's term), but may cap the maximum payment at maturity at a certain percentage of the issuance price or the return of the underlying linked securities. Alternatively, the note may not guarantee a full return on the original principal, but may offer a greater participation in any capital appreciation of the underlying linked securities. The terms of an equity linked note may also provide for periodic interest payments to holders at either a fixed or floating rate. The secondary market for equity linked notes may be limited, and the lack of liquidity in the secondary market may make these securities difficult to dispose of and to value.

INVESTMENT STRATEGY. To the extent consistent with their investment objectives and strategies, the Funds may invest in structured securities.

SPECIAL RISKS. Structured securities present additional risk that the interest paid to a Fund on a structured security will be less than expected. The terms of some structured securities may provide that in certain circumstances no principal is due at maturity and, therefore, a Fund could suffer a total loss of its investment. Structured securities may be positively or negatively indexed, so that appreciation of the Reference may produce an increase or decrease in the interest rate or value of the security at maturity. In addition, changes in the interest rates or the value of the security at maturity may be a multiple of changes in the value of the Reference. Consequently, structured securities may entail a greater degree of market risk than other types of securities. Structured securities also may be more volatile, less liquid and more difficult to accurately price than less complex securities due to their derivative nature. As a result, investments in structured securities may adversely affect a Fund's NAV. In some cases, it is possible that a Fund may suffer a total loss on its investment in a structured security. Structured securities are also subject to counterparty risk.

TRACKING RISK. The Equity Index Funds, Bond Index Fund, U.S. Treasury Index Fund and certain Underlying Funds seek to track the performance of their respective underlying indices and are therefore subject to the risk of tracking variance. Tracking risk is the risk that a Fund's performance may vary from the performance of the index as a result of imperfect correlation between a Fund's securities and those of the index. Tracking variance may result from share purchases and redemptions, transaction costs, expenses, cash holdings, changes in the composition of the index, asset valuations, costs of entering into foreign currency forward contracts, foreign currency valuations, market impact, corporate actions (such as mergers and spin-offs), legal restrictions (such as tax-related diversification requirements that apply to the Fund but not to the index) and timing variances, among other factors. This risk may be heightened during times of increased market volatility or other unusual market conditions. Due to limitations on investments in illiquid investments and/or purchasing and

selling such investments, a Fund may be unable to achieve a high degree of correlation with the Fund's index. Tracking variance may prevent a Fund from achieving its investment objective. Market disruptions, regulatory restrictions or other abnormal market conditions could have an adverse effect on a Fund's ability to adjust its exposure to the required levels in order to track the index or cause delays in the index's rebalancing or rebalancing schedule. During any such delay, it is possible that the index and, in turn, a Fund will deviate from the index's stated methodology and therefore experience returns different than those that would have been achieved under a normal rebalancing or reconstitution schedule. Because each Fund is designed to maintain a high level of exposure to the respective index at all times, it will not take any steps to invest defensively or otherwise reduce the risk of loss during market downturns.

UNDERLYING FUND RISK. The Global Tactical Asset Allocation Fund's investments are primarily concentrated in Underlying Funds, and the Fund's investment performance is directly related to the investment performance of the Underlying Funds it holds. The ability of the Global Tactical Asset Allocation Fund to meet its investment objective is directly related to the ability of the Underlying Funds to meet their objectives as well as the allocation among those Underlying Funds. The value of the Underlying Funds' investments, and the NAVs of the shares of both the Global Tactical Asset Allocation Fund and the Underlying Funds, will fluctuate in response to various market and economic factors related to the equity and fixed-income markets, as well as the financial condition and prospects of issuers in which the Underlying Funds invest. There can be no assurance that the investment objectives of the Underlying Funds will be achieved.

The Global Tactical Asset Allocation Fund's expense structure may result in lower investment returns. By investing in the Underlying Funds indirectly through the Global Tactical Asset Allocation Fund, you will incur not only a proportionate share of the expenses of the Underlying Funds held by the Fund (including operational costs and investment management fees), but also expenses of the Fund.

U.S. GOVERNMENT SECURITIES. These instruments include U.S. Treasury obligations, such as bills, notes and bonds, which generally differ only in terms of their interest rates, maturities and time of issuance. They also include obligations issued or guaranteed by the U.S. government or by its agencies, instrumentalities or sponsored enterprises. Securities guaranteed as to principal and interest by the U.S. government or by its agencies, instrumentalities or sponsored enterprises are deemed to include (a) securities for which the payment of principal and interest is backed by an irrevocable letter of credit issued by the U.S. government or by an agency, instrumentality or sponsored enterprise thereof, and (b) participations in loans made to foreign governments or their agencies that are so

guaranteed. U.S. treasury obligations also include floating rate public obligations of the U.S. Treasury.

INVESTMENT STRATEGY. To the extent consistent with their investment objectives and strategies, a Fund may invest in a variety of U.S. Treasury obligations and, except for the U.S. Treasury Index Fund, also may invest in other obligations issued or guaranteed by the U.S. government or by its agencies, instrumentalities or sponsored enterprises (including zero coupon securities).

SPECIAL RISKS. Not all U.S. government obligations carry the same credit support. Although many U.S. government securities are issued by entities chartered or sponsored by Acts of Congress, such as Fannie Mae, Freddie Mac and the Federal Home Loan Banks, such securities are neither issued nor guaranteed by the U.S. Treasury and, therefore, are not backed by the full faith and credit of the United States. Some, such as those of Ginnie Mae, are supported by the full faith and credit of the U.S. Treasury, although this guarantee applies only to principal and interest payments and does not apply to losses resulting from declines in the market value of these securities. Other obligations, such as those of the Federal Home Loan Banks, are supported by the right of the issuer to borrow from the U.S. Treasury; and others are supported by the discretionary authority of the U.S. government to purchase the agency's obligations. Still others are supported only by the credit of the instrumentality or sponsored enterprise. The maximum potential liability of the issuers of some U.S. government securities may greatly exceed their current resources, including their legal right to support from the U.S. Treasury. It is possible that these issuers will not have the funds to meet their payment obligations in the future. No assurance can be given that the U.S. government would provide financial support to its agencies, instrumentalities or sponsored enterprises if it is not obligated to do so by law. In addition, the secondary market for certain participations in loans made to foreign governments or their agencies may be limited.

An agency of the U.S. government has placed Fannie Mae and Freddie Mac into conservatorship, a statutory process with the objective of returning the entities to normal business operations. As a result, these securities are subject to more credit risk than U.S. government securities that are supported by the full faith and credit of the United States (e.g., U.S. Treasury bonds).

To the extent a Fund invests in debt instruments or securities of non-U.S. government entities that are backed by the full faith and credit of the United States, pursuant to the FDIC Debt Guarantee Program (the "Debt Guarantee Program") or other similar programs, there is a possibility that the guarantee provided under the Debt Guarantee Program or other similar programs may be discontinued or modified at a later date.

Floating rate public obligations of the U.S. Treasury ("Floating Rate Notes" or "FRNs") have interest rates that adjust periodically. FRNs' floating interest rates may be higher or lower than the interest rates of fixed-rate bonds of comparable quality with similar maturities. Securities with floating rates can be less sensitive to interest rate changes than securities with fixed interest rates, but may decline in value and negatively impact a Fund, particularly if changes in prevailing interest rates are more frequent or sudden than the rate changes for the FRNs, which only occur periodically (see "Variable and Floating Rate Instruments" below). U.S. government securities include zero coupon securities, which tend to be subject to greater market risk than interest-paying securities of similar maturities.

Additionally, securities issued or guaranteed by the U.S. government, its agencies, instrumentalities and sponsored enterprises have historically involved little risk of loss of principal if held to maturity. However, due to fluctuations in interest rates, the market value of such securities held by a Fund may vary.

VALUATION RISK. The sale price a Fund could receive for a security may differ from the Fund's valuation of the security, particularly for securities that trade in low volume or volatile markets, or that are valued using a fair value methodology. Because portfolio securities of certain Funds may be traded on non-U.S. exchanges, and non-U.S. exchanges may be open on days when the Fund does not price its shares, the value of the securities in the Fund's portfolio may change on days when shareholders will not be able to purchase or sell the Fund's shares. In addition, a Fund's ability to value its investments may be impacted by technological issues and/or errors by pricing services or other third-party service providers.

WARRANTS. A warrant represents the right to purchase a security at a predetermined price for a specified period of time.

INVESTMENT STRATEGY. To the extent consistent with their investment objectives and strategies, a Fund may invest in warrants and similar rights. The Multi-Manager High Yield Opportunity Fund may invest in warrants that are acquired in connection with its investments in debt or convertible securities as part of its principal investment strategy. A Fund also may purchase bonds that are issued in tandem with warrants.

SPECIAL RISKS. Warrants are derivative instruments that present risks similar to options.

ZERO COUPON, PAY-IN-KIND AND CAPITAL APPRECIATION BONDS. These are securities issued at a discount from their face value because interest payments typically are postponed until maturity. Interest payments on pay-in-kind securities are payable by the delivery of additional securities. The amount of the discount rate varies depending on factors such as the time

remaining until maturity, prevailing interest rates, a security's liquidity and the issuer's credit quality. These securities also may take the form of debt securities that have been stripped of their interest payments.

INVESTMENT STRATEGY. To the extent consistent with their investment objectives and strategies, the Funds may invest in zero coupon, pay-in-kind and capital appreciation bonds. The Multi-Manager High Yield Opportunity Fund may invest in zero coupon, pay-in-kind and capital appreciation bonds as part of its principal investment strategy.

SPECIAL RISKS. The market prices of zero coupon, pay-in-kind and capital appreciation bonds generally are more volatile than the market prices of interest-bearing securities and are likely to respond to a greater degree to changes in interest rates than interest-bearing securities having similar maturities and credit quality. A Fund's or Underlying Fund's investments in zero coupon, pay-in-kind and capital appreciation bonds may require the Fund or Underlying Fund to sell some of its securities to generate sufficient cash to satisfy certain income distribution requirements.

OTHER SECURITIES AND RISKS. Additionally, to the extent consistent with their investment objectives and strategies, the Funds or Underlying Funds may purchase other types of securities or instruments similar to those described in these sections. You should carefully consider the risks discussed in these sections before investing in a Fund.

Each Fund can also use the investment techniques and strategies described below. The Fund might not use all of these techniques or strategies or might only use them from time to time.

BORROWINGS AND REVERSE REPURCHASE AGREEMENTS. The Funds may borrow money from banks and may enter into reverse repurchase agreements with banks and other financial institutions.

INVESTMENT STRATEGY. Each Fund may borrow money from banks and enter into reverse repurchase agreements with banks and other financial institutions in amounts not exceeding one-third of the value of its total assets (including the amount borrowed). The Funds may enter into reverse repurchase agreements when the Investment Adviser or a Sub-Adviser expects that the interest income to be earned from the investment of the transaction proceeds will be greater than the related interest expense.

SPECIAL RISKS. Borrowings and reverse repurchase agreements involve leveraging. Reverse repurchase agreements involve the sale of securities held by a Fund subject to the Fund's agreement to repurchase them at a mutually agreed upon date and price (including interest). If the securities held by the Funds decline in value while these transactions are outstanding, the NAV of the

Funds' outstanding shares will decline in value by proportionately more than the decline in value of the securities.

In addition, reverse repurchase agreements involve the risks that (a) the interest income earned by a Fund (from the investment of the proceeds) will be less than the interest expense of the transaction; (b) the market value of the securities sold by a Fund will decline below the price the Fund is obligated to pay to repurchase the securities; and (c) the securities may not be returned to the Fund.

CREDIT FACILITY AND BORROWING. The Funds, the other funds of the Trust, and affiliated funds of Northern Institutional Funds (for purposes of this discussion, the "Borrowing Funds") have jointly entered into a revolving credit facility (the "Credit Facility") whereby the Borrowing Funds may borrow for the temporary funding of shareholder redemptions or for other temporary or emergency purposes. Pursuant to the Credit Facility, the participating Borrowing Funds may borrow up to an aggregate commitment amount of \$250 million (the "Commitment Limit") at any time, subject to asset coverage and other legal, regulatory or contractual limitations as specified in the Credit Facility and under the 1940 Act. Borrowing results in interest expense and other fees and expenses for the Borrowing Funds that may impact a Fund's expenses, including any net expense ratios. The costs of borrowing may reduce a Borrowing Fund's yield. If a Borrowing Fund borrows pursuant to the Credit Facility, it is charged interest at a variable rate. Each Borrowing Fund also pays a commitment fee equal to its pro rata share of the unused portion of the Credit Facility. The availability of funds under the Credit Facility can be affected by other participating Borrowing Funds' borrowings under the Credit Facility. As such, a Borrowing Fund may be unable to borrow (or borrow further) under the Credit Facility if the Commitment Limit has been reached.

CUSTODIAL RECEIPTS. Custodial receipts are participations in trusts that hold U.S. government, bank, corporate or other obligations. U.S. Treasury securities are sold under such names as TIGRs (Treasury Income Growth Receipts) and CATS (Certificates of Accrual on Treasury Securities). Like other stripped obligations, custodial receipts entitle the holder to future interest payments or principal payments or both on securities held by the custodian.

INVESTMENT STRATEGY. To the extent consistent with their investment objectives and strategies, the Funds may invest a portion of their assets in custodial receipts.

SPECIAL RISKS. Like other stripped securities (which are described below), stripped custodial receipts may be subject to greater price volatility than ordinary debt obligations because of the way in which their principal and interest are returned to investors. Custodial receipts may not be considered obligations of the U.S. government or other issuer of the security held by

the custodian for the purpose of securities laws. If for tax purposes a Fund is not considered to be the owner of the securities held in the underlying trust or custodial account, the Fund may suffer adverse tax consequences. As a holder of custodial receipts, a Fund will bear its proportionate share of the fees or expenses charged to the custodial account.

EXCHANGE RATE-RELATED SECURITIES. Exchange rate-related securities represent certain foreign debt obligations whose principal values are linked to a foreign currency but which are repaid in U.S. dollars.

INVESTMENT STRATEGY. The Equity Funds, Equity Index Funds, Bond Index Fund, Active M/Multi-Manager Funds and certain Underlying Funds may invest in exchange rate-related securities.

SPECIAL RISKS. The principal payable on an exchange rate-related security is subject to currency risk. In addition, the potential illiquidity and high volatility of the foreign exchange market may make exchange rate-related securities difficult to sell prior to maturity at an appropriate price.

INITIAL PUBLIC OFFERINGS (“IPO”). An IPO is a company’s first offering of stock to the public.

INVESTMENT STRATEGY. At times, and to the extent consistent with their investment objectives and strategies the Funds may invest in IPOs.

SPECIAL RISKS. An IPO presents the risk that the market value of IPO shares will fluctuate considerably due to factors such as the absence of a prior public market, unseasoned trading, the small number of shares available for trading and limited information about the issuer. The purchase of IPO shares may involve high transaction costs. IPO shares are subject to market risk and liquidity risk. When a Fund’s asset base is small, a significant portion of the Fund’s performance could be attributable to investments in IPOs because such investments would have a magnified impact on the Fund. As a Fund’s assets grow, the effect of the Fund’s investments in IPOs on the Fund’s performance probably will decline, which could reduce the Fund’s performance. Because of the price volatility of IPO shares, a Fund may choose to hold IPO shares for a very short period of time. This may increase the turnover of a portfolio and may lead to increased expenses to the Fund, such as commissions and transaction costs. By selling IPO shares, the Fund may realize taxable gains it subsequently will distribute to shareholders. In addition, the market for IPO shares can be speculative and/or inactive for extended periods of time. There is no assurance that a Fund will be able to obtain allocable portions of IPO shares. The limited number of shares available for trading in some IPOs may make it more difficult for a Fund to buy or sell significant amounts of shares without an unfavorable impact on prevailing prices. Investors in IPO shares can be affected by substantial dilution in the value of

their shares, by sales of additional shares and by concentration of control in existing management and principal shareholders. The Funds’ investments in IPO shares may include the securities of “unseasoned” companies (companies with less than three years of continuous operations), which present risks considerably greater than common stocks of more established companies.

These companies may have limited operating histories and their prospects for profitability may be uncertain. These companies may be involved in new and evolving businesses and may be vulnerable to competition and changes in technology, markets and economic conditions. They may be more dependent on key managers and third parties and may have limited product lines.

INSURANCE FUNDING AGREEMENTS. An insurance funding agreement (“IFA”) is an agreement that requires a Fund to make cash contributions to a deposit fund of an insurance company’s general account. The insurance company then credits interest to the Fund for a set time period.

INVESTMENT STRATEGY. To the extent consistent with their investment objectives and strategies, the Funds may invest in IFAs issued by insurance companies that meet quality and credit standards established by the Investment Adviser to the Funds. The Multi-Manager Global Listed Infrastructure Fund, and Multi-Manager High Yield Opportunity Fund will not invest in IFAs.

SPECIAL RISKS. IFAs are not insured by a government agency—they are backed only by the insurance company that issues them. As a result, they are subject to default risk of the non-governmental issuer. In addition, the transfer of IFAs may be restricted and an active secondary market in IFAs currently does not exist. This means that it may be difficult or impossible to sell an IFA at an appropriate price or that these investments may be considered illiquid.

INTERFUND BORROWING AND LENDING. The SEC has granted an exemption permitting the Funds to participate in an interfund borrowing and lending program. This interfund borrowing and lending program allows the Funds to borrow money from other funds in the Trust and other affiliated portfolios of Northern Institutional Funds (each a “Portfolio” and together, the “Portfolios”) advised by NTL, and to lend money to other funds in the Trust, for temporary or emergency purposes. The interfund borrowing and lending program is currently not operational. The interfund borrowing and lending program is subject to a number of conditions, including, among other things, the requirements that (1) a Fund may not borrow or lend money through the program unless it receives a more favorable interest rate than is available from a bank loan rate or investment yield rate, respectively; (2) loans will be secured on an equal priority basis with at least an equivalent percentage of collateral to loan value as any outstanding bank loan that requires collateral; (3) loans will

have a maturity no longer than that of any outstanding bank loan (and in any event not over seven days); (4) if an event of default occurs under any agreement evidencing an outstanding bank loan to a Fund, the event of default will automatically (without need for action or notice by the lending fund or Portfolio) constitute an immediate event of default under the Interfund Lending Agreement entitling the lending fund or Portfolio to call the interfund loan (and exercise all rights with respect to any collateral) and that such call will be made if the bank exercises its right to call its loan under its agreement with a Fund; (5) a Fund may not borrow money if the loan would cause its outstanding borrowings from all sources to exceed 10% of its net assets at the time of the loan, except that a Fund may borrow up to 33 1/3% of its total assets through the program or from other sources if each interfund loan is secured by the pledge of segregated collateral with a market value of at least 102% of the outstanding principal value of the loan; (6) a Fund may not loan money if the loan would cause its aggregate outstanding loans through the program to exceed 15% of its net assets at the time of the loan; (7) a Fund's interfund loans to any one fund shall not exceed 5% of the lending Fund's net assets; and (8) a Fund's borrowings through the program will not exceed the greater of 125% of the Fund's total net cash redemptions or 102% of the Fund's sales fails (when a sale of securities "fails" due to circumstances beyond the Fund's control) for the preceding seven calendar days as measured at the time of the loan. In addition, a Fund may participate in the interfund borrowing and lending program only if and to the extent that such participation is consistent with the Fund's investment objective and policies. The Board of Trustees of the Trust is responsible for overseeing the interfund borrowing and lending program. A delay in repayment to a lending Fund could result in a lost investment opportunity or additional lending costs.

LENDING OF SECURITIES. In order to generate additional income, the Funds may lend securities to banks, brokers and dealers or other qualified institutions. In exchange, the Funds will receive collateral equal to at least 100% of the value of the securities loaned.

INVESTMENT STRATEGY. Securities lending may represent no more than one-third of the value of a Fund's total assets (including the loan collateral). Any cash collateral received by a Fund in connection with these loans may be invested in a variety of short-term investments, either directly or indirectly through money market portfolios. Loan collateral (including any investment of the collateral) is not included in the calculation of the percentage limitations described elsewhere in this Prospectus regarding each Fund's investments in particular types of securities. The securities lending program is not currently operational, although an Underlying Fund may lend up to one-third of the value of its total assets through its securities lending program.

SPECIAL RISKS. A principal risk when lending portfolio securities is that the borrower might become insolvent or refuse to honor its obligation to return the securities. In this event, a Fund could experience delays in recovering its securities and possibly may incur a capital loss. Upon return of the loaned securities, the Fund would be required to return the related cash collateral to the borrower and may be required to liquidate portfolio securities in order to do so. To the extent that the portfolio securities acquired with such collateral have decreased in value, it may result in the Fund realizing a loss at a time when it would not otherwise do so. As such, securities lending may introduce leverage into the Fund. Additionally, the amount of a Fund's distributions that qualify for taxation at reduced long-term capital gains rates for individuals, as well as the amount of a Fund's distributions that qualify for the dividends received deduction available to corporate shareholders (together, "qualifying dividends"), may be reduced as a result of a Fund's securities lending activities. This is because any dividends paid on securities while on loan will not be deemed to have been received by a Fund, and the equivalent amount paid to a Fund by the borrower of the securities will not be deemed to be a qualifying dividend.

MORTGAGE DOLLAR ROLLS. A mortgage dollar roll involves the sale of securities for delivery in the future (generally within 30 days). A Fund simultaneously contracts with the same counterparty to repurchase substantially similar (same type, coupon and maturity) but not identical securities on a specified future date. During the roll period, the Fund loses the right to receive principal and interest paid on the securities sold. However, the Fund benefits to the extent of any difference between (a) the price received for the securities sold and (b) the lower forward price for the future purchase and/or fee income plus the interest earned on the cash proceeds of the securities sold.

INVESTMENT STRATEGY. To the extent consistent with their investment objectives and strategies, the Funds may invest in mortgage dollar rolls in an effort to enhance performance. For financial reporting and tax purposes, the Funds treat mortgage dollar rolls as two separate transactions: one involving the purchase of a security and a separate transaction involving a sale. The Funds currently do not intend to enter into mortgage dollar rolls that are accounted for as financing and do not treat them as borrowings.

SPECIAL RISKS. Successful use of mortgage dollar rolls depends upon an investment adviser's or sub-adviser's ability to predict correctly interest rates and mortgage prepayments. If the investment adviser or sub-adviser is incorrect in its prediction, certain Funds may experience a loss. Unless the benefits of a mortgage dollar roll exceed the income, capital appreciation and gain or loss due to mortgage prepayments that would have been realized on the securities sold as part of the roll, the use of this technique will diminish the Fund's performance.

The Limited Term U.S. Government Fund, U.S. Government Fund, and/or certain Underlying Funds may seek to obtain exposure to mortgage-related securities through to-be-announced (“TBA”) transactions. Default or bankruptcy of a counterparty to a TBA transaction would expose a Fund to possible loss because of adverse market action, expenses or delays in connection with the purchase or sale of the mortgage-related securities specified in the TBA transaction. A Fund may acquire interests in mortgage pools through means other than such standardized contracts for future delivery.

SHORT SALES AGAINST-THE-BOX. A short sale against-the-box is a short sale such that at all times when the short position is open the seller owns or has the right to obtain, at no added cost, an equal amount of securities identical to those sold short.

INVESTMENT STRATEGY. To the extent consistent with their investment objectives and strategies, the Equity Funds, Equity Index Funds, certain Underlying Funds, High Yield Fixed Income Fund, and Active M/Multi-Manager Funds may make short sales against-the-box.

SPECIAL RISKS. If a Fund sells securities short against-the-box, it may protect itself from loss if the price of the securities declines in the future, but will lose the opportunity to profit on such securities if the price rises. If a Fund effects a short sale of securities at a time when it has an unrealized gain on the securities, it may be required to recognize that gain as if it actually had sold the securities (as a “constructive sale”) on the date it effects the short sale. However, such constructive sale treatment may not apply if the Fund closes out the short position with securities other than the appreciated securities held at the time of the short sale and if certain other conditions are satisfied. Uncertainty regarding the tax consequences of effecting short sales may limit the extent to which a Fund may effect short sales.

TEMPORARY INVESTMENTS. To the extent consistent with their investment objectives and strategies, the Funds temporarily may hold cash and/or invest in short-term obligations including U.S. government obligations, high quality money market instruments (including commercial paper and obligations of foreign and domestic banks such as certificates of deposit, bank and deposit notes, bankers’ acceptances and fixed time deposits) and repurchase agreements with maturities of 13 months or less.

INVESTMENT STRATEGY. A Fund temporarily may hold cash or invest all or any portion of its assets in short-term obligations pending investment, to meet anticipated redemption requests, or with respect to the Active M/Multi-Manager Funds, to manage a reallocation of assets to a Sub-Adviser. Except for the U.S. Treasury Index Fund, a Fund also may hold cash or invest in short-term obligations, longer-term debt obligations or preferred stock as a temporary measure mainly designed to limit a Fund’s losses in response to adverse market, economic or

other conditions when the Investment Adviser or Sub-Adviser believes that it is in the best interest of the Fund to pursue such a defensive strategy. The Investment Adviser or Sub-Advisers may, however, choose not to make such temporary investments even in very volatile or adverse market conditions.

SPECIAL RISKS. A Fund may not achieve its investment objective when it holds cash or invests its assets in short-term obligations or otherwise makes temporary investments. In low interest rate environments, cash and cash equivalent assets may not generate income in excess of Fund expenses and therefore would impact the Fund’s performance. A Fund also may miss investment opportunities and have a lower total return than if it remained fully invested during these periods.

VARIABLE AND FLOATING RATE INSTRUMENTS. Variable and floating rate instruments have interest rates that periodically are adjusted either at set intervals or that float at a margin tied to a specified index rate. These instruments include floating rate Treasury obligations, variable amount master demand notes and long-term variable and floating rate bonds (sometimes referred to as “Put Bonds”) where the Fund obtains at the time of purchase the right to put the bond back to the issuer or a third party at par at a specified date and leveraged inverse floating rate instruments (“inverse floaters”). An inverse floater is leveraged to the extent that its interest rate varies by an amount that exceeds the amount of the variation in the index rate of interest. Some variable and floating rate instruments have interest rates that periodically are adjusted as a result of changes in inflation rates.

INVESTMENT STRATEGY. To the extent consistent with their investment objectives and strategies, the Funds may invest in variable or floating rate instruments.

SPECIAL RISKS. Variable and floating rate instruments are subject to many of the same risks as fixed rate instruments, particularly credit risk and default risk, which could impede their value. Because there is no active secondary market for certain variable and floating rate instruments, they may be more difficult to sell if the issuer defaults on its payment obligations or during periods when the Funds are not entitled to exercise their demand rights. As a result, the Funds could suffer a loss with respect to these instruments. In addition, variable and floating rate instruments are subject to changes in value based on changes in market interest rates or changes in the issuer’s or guarantor’s creditworthiness. In addition, there may be a lag between an actual change in the underlying interest rate benchmark and the reset time for an interest payment of a variable or floating instrument, which could harm or benefit a Fund, depending on the interest rate environment or other circumstances. In a rising interest rate environment, for example, a floating or variable rate instrument that does not reset immediately would prevent a Fund from taking full advantage of rising interest rates in a timely manner.

WHEN-ISSUED SECURITIES, DELAYED DELIVERY TRANSACTIONS AND FORWARD COMMITMENTS. A purchase of “when-issued” securities refers to a transaction made conditionally because the securities, although authorized, have not yet been issued. A delayed delivery or forward commitment transaction involves a contract to purchase or sell securities for a fixed price at a future date beyond the customary settlement period.

INVESTMENT STRATEGY. To the extent consistent with their investment objectives and strategies, a Fund may purchase or sell securities on a when-issued, delayed delivery or forward commitment basis. Although the Funds generally would purchase securities in these transactions with the intention of acquiring the securities, the Funds may dispose of such securities prior to settlement if the Investment Adviser or Sub-Adviser deems it appropriate to do so.

SPECIAL RISKS. Purchasing securities on a when-issued, delayed delivery or forward commitment basis involves the risk that the value of the securities may decrease by the time they actually are issued or delivered. Conversely, selling securities in these transactions involves the risk that the value of the securities may increase by the time they actually are issued or delivered.

Therefore, these transactions may have a leveraging effect on a Fund, making the value of an investment in the Fund more volatile and increasing the Fund’s overall investment exposure. These transactions also involve the risk that the counterparty may fail to deliver the security or cash on the settlement date. If this occurs, a Fund may lose both the investment opportunity for the assets it set aside to pay for the security and any gain in the security’s price.

The following provides additional risk information regarding investing in the Funds.

CYBERSECURITY RISK. With the increased use of the Internet and because information technology (“IT”) systems and digital data underlie most of the Funds’ operations, the Funds and their investment adviser, custodian, transfer agent, distributor and other service providers and the financial intermediaries of each (collectively “Service Providers”) are exposed to the risk that their operations and data may be compromised as a result of internal and external cyber-failures, breaches or attacks (“Cyber Risk”). This could occur as a result of malicious or criminal cyber-attacks. Cyber-attacks include actions taken to: (i) steal or corrupt data maintained online or digitally, (ii) gain unauthorized access to or release confidential information, (iii) shut down a Fund or Service Provider website through denial-of-service attacks, or (iv) otherwise disrupt normal business operations. However, events arising from human error, faulty or inadequately implemented policies and procedures or other systems failures unrelated to any external cyber-threat may have effects similar to those caused by deliberate cyber-attacks.

Successful cyber-attacks or other cyber-failures or events affecting the Funds or their Service Providers may adversely impact a Fund or its shareholders. For instance, such attacks, failures or other events may interfere with the processing of shareholder transactions, impact a Fund’s ability to calculate its NAV, cause the release of private shareholder information or confidential Fund information, impede trading, or cause reputational damage. Such attacks, failures or other events could also subject the Funds or their Service Providers to regulatory fines, penalties or financial losses, reimbursement or other compensation costs, and/or additional compliance costs. Insurance protection and contractual indemnification provisions may be insufficient to cover these losses. The Funds or their Service Providers may also incur significant costs to manage and control Cyber Risk. While the Funds and their Service Providers have established IT and data security programs and have in place business continuity plans and other systems designed to prevent losses and mitigate Cyber Risk, there are inherent limitations in such plans and systems, including the possibility that certain risks have not been identified or that cyber-attacks may be highly sophisticated. Furthermore, the Funds have limited ability to prevent or mitigate cybersecurity incidents affecting Service Providers, and such Service Providers may have limited indemnification obligations to the Funds or their investment adviser, and the Funds cannot control the cybersecurity plans and systems put in place by the Service Providers or any other third parties whose operation may affect the Funds or their shareholders. The Funds and their shareholders could be negatively impacted as a result.

INFLATION-INDEXED SECURITIES RISK is the risk that certain Funds may be required to liquidate certain investments when it is not advantageous to do so in order to make distributions to shareholders. The U.S. Treasury has guaranteed that in the event of a drop in prices, it would repay the par amount of its inflation-indexed securities. Inflation-indexed securities issued by corporations generally do not guarantee repayment of principal. Any increase in the principal amount of an inflation-indexed security will be considered taxable ordinary income, even though investors do not receive their principal until maturity. As a result, a Fund may be required to make annual distributions to shareholders that exceed the cash the Fund received, which may cause the Fund to liquidate certain investments when it is not advantageous to do so. In periods of deflation, a Fund may not receive any income from an inflation-indexed security, which may cause amounts previously distributed to be characterized in some circumstances as a return of capital.

LARGE SHAREHOLDER RISK. To the extent a significant percentage of the shares of a Fund are owned or controlled by a small number of account shareholders (or a single account shareholder), including funds or accounts over which the

Investment Adviser, an affiliate of the Investment Adviser or a third-party intermediary has investment discretion, such as those investing through one or more model portfolios, the Fund is subject to the risk that those shareholders or groups of shareholders may purchase or redeem Fund shares in significant amounts rapidly or unexpectedly, including as a result of an asset allocation decision made by the Investment Adviser, an affiliate of the Investment Adviser or a third-party intermediary and may adversely affect a Fund's performance. Such redemptions may force the Investment Adviser to sell portfolio securities or invest cash when the Investment Adviser would not otherwise choose to do so. Redemptions by a large shareholder or groups of shareholders may also affect the liquidity of a Fund's portfolio, increase the Fund's transaction costs, and accelerate the increase of taxable income and/or gains. In addition, a large shareholder redemption could result in each Fund's current expenses being allocated over a smaller asset base, leading to an increase in each such Fund's expense ratio. Large shareholder purchases or having a more concentrated shareholder base may adversely affect the Funds' performance to the extent that the Funds are delayed in investing new cash or otherwise maintain a larger cash position than they ordinarily would. There can be no assurance that any large shareholder or large group of shareholders would not redeem their investment or that the size of a Fund would be maintained.

MATURITY RISK. Certain Funds that invest in fixed income securities will maintain the dollar-weighted average maturity of its portfolio within a specified range. However, the maturities of certain instruments, such as variable and floating rate instruments, are subject to estimation. In addition, in calculating average weighted maturities, the maturity of mortgage and other asset-backed securities will be based on estimates of average life. As a result, the Funds cannot guarantee that these estimates will, in fact, be accurate or that their average maturities will remain within any specified limits.

OPERATIONAL RISK. The Investment Adviser and Sub-Advisers, where applicable, to the Funds and other Fund service providers may be subject to operational risk and may experience disruptions and operating errors. In particular, these errors or failures in systems and technology, including operational risks associated with reliance on third party service providers, may adversely affect a Fund's ability to calculate its NAV in a timely manner, including over a potentially extended period. Moreover, disruptions (for example, pandemics and health crises) that cause prolonged periods of remote work or significant employee absences at the Funds' service providers could impact the ability to conduct the Funds' operations. While service providers are required to have appropriate operational risk management policies and procedures in place, their methods of operational risk management may differ from those of the Funds in the setting of priorities, the personnel and resources available or the effectiveness of relevant controls. The Investment Adviser, through its monitoring and oversight of service providers, seeks to ensure that service providers take appropriate precautions to avoid and mitigate risks that could lead to disruptions and operating errors. However, it is not possible for the Investment Adviser, Sub-Advisers or other Fund service providers to identify all of the operational risks that may affect a Fund or to develop processes and controls to completely eliminate or mitigate their occurrence or effects.

The Funds may invest in other securities and are subject to further restrictions and risks that are described in the SAI. Additional information about the Funds, their investments and related risks can also be found in "Investment Objectives and Strategies" in the SAI.

THE FINANCIAL HIGHLIGHTS TABLES ARE INTENDED TO HELP YOU UNDERSTAND A FUND'S FINANCIAL PERFORMANCE FOR THE PAST FIVE YEARS OR, IF SHORTER, THE APPLICABLE PERIOD OF OPERATIONS FOR THE FUND OR ITS SHARE CLASS.

Certain information reflects the financial results for a single Fund share. The total returns in the tables represent the rate that an investor would have earned or lost on an investment in a Fund for a share held for the entire period (assuming reinvestment of all dividends and distributions).

This information has been derived from financial statements that have been audited by Deloitte & Touche LLP, an independent registered public accounting firm, whose report, along with the Funds' financial statements, are included in the Funds' annual report. Copies of the semiannual and annual report are available upon request and without charge. The Funds' annual report, which is available upon request and without charge by calling 800-595-9111, is also available on the Trust's website at northerntrust.com/united-states/what-we-do/investment-management/northern-funds/literature or by following the hyperlink: <https://www.sec.gov/Archives/edgar/data/916620/000119312524154992/d835120dncsr.htm>

FINANCIAL HIGHLIGHTS

GLOBAL TACTICAL ASSET ALLOCATION FUND			SHARES		
Selected per share data	2024	2023	2022	2021	2020
Net Asset Value, Beginning of Year	\$11.92	\$13.68	\$13.74	\$11.11	\$12.69
INCOME (LOSS) FROM INVESTMENT OPERATIONS:					
Net investment income	0.44	0.38	0.33 ⁽¹⁾	0.31	0.36
Net realized and unrealized gains (losses)	0.72	(1.26)	0.22	3.18	(1.60)
Total from Investment Operations	1.16	(0.88)	0.55	3.49	(1.24)
LESS DISTRIBUTIONS PAID:					
From net investment income	(0.44)	(0.37)	(0.31)	(0.32)	(0.34)
From net realized gains	—	(0.51)	(0.30)	(0.54)	—
Total Distributions Paid	(0.44)	(0.88)	(0.61)	(0.86)	(0.34)
Net Asset Value, End of Year	\$12.64	\$11.92	\$13.68	\$13.74	\$11.11
Total Return⁽²⁾	9.95%	(6.27)%	3.92%	31.94%	(10.14)%
SUPPLEMENTAL DATA AND RATIOS:					
Net assets, in thousands, end of year	\$91,432	\$101,835	\$128,119	\$120,727	\$101,156
Ratio to average net assets of:					
Expenses, net of reimbursements and credits ⁽³⁾	0.27% ⁽⁴⁾⁽⁵⁾	0.26% ⁽⁵⁾	0.26%	0.26% ⁽⁵⁾	0.26% ⁽⁵⁾
Expenses, before reimbursements and credits ⁽³⁾	0.40%	0.39%	0.39%	0.40%	0.40%
Net investment income, net of reimbursements and credits	3.58% ⁽⁴⁾⁽⁵⁾	3.01% ⁽⁵⁾	2.45%	2.32% ⁽⁵⁾	2.85% ⁽⁵⁾
Net investment income, before reimbursements and credits	3.45%	2.88%	2.32%	2.18%	2.71%
Portfolio Turnover Rate	38.30%	34.86%	60.88%	50.89%	48.38%

- (1) The Northern Trust Company reimbursed the Fund less than \$1,000. The reimbursements represent less than \$0.01 per share and had no effect on the Fund's total return.
- (2) Assumes investment at net asset value at the beginning of the year, reinvestment of all dividends and distributions, and a complete redemption of the investment at net asset value at the end of the year.
- (3) Expense ratios reflect only the direct expenses of the Fund and not any expenses associated with the underlying funds.
- (4) The impact on ratios to average net assets due to any custody credits is less than 0.005%.
- (5) The net expenses and net investment income ratios include additional reimbursements of management fees incurred in connection with the investment of uninvested cash in affiliated money market funds of approximately \$1,000, less than \$1,000, approximately \$1,000 and less than \$2,000, which represent less than 0.01 percent of average net assets for the fiscal years ended March 31, 2024, 2023, 2021 and 2020, respectively. Subject to the contractual expense limitation and absent the additional reimbursements, net investment income and reimbursements would have been decreased and net expenses would have been increased by a corresponding amount.

INCOME EQUITY FUND		SHARES			
Selected per share data	2024	2023	2022	2021	2020
Net Asset Value, Beginning of Year	\$13.26	\$15.07	\$14.81	\$10.42	\$12.95
INCOME (LOSS) FROM INVESTMENT OPERATIONS:					
Net investment income	0.30	0.28	0.19	0.20	0.26
Net realized and unrealized gains (losses)	3.10	(1.33)	2.24	5.28	(1.63)
Total from Investment Operations	3.40	(1.05)	2.43	5.48	(1.37)
LESS DISTRIBUTIONS PAID:					
From net investment income	(0.31)	(0.28)	(0.18)	(0.25)	(0.26)
From net realized gains	(0.68)	(0.48)	(1.99)	(0.84)	(0.90)
Total Distributions Paid	(0.99)	(0.76)	(2.17)	(1.09)	(1.16)
Net Asset Value, End of Year	\$15.67	\$13.26	\$15.07	\$14.81	\$10.42
Total Return ⁽¹⁾	26.54%	(6.78)%	16.31%	53.57%	(12.44)% ⁽²⁾
SUPPLEMENTAL DATA AND RATIOS:					
Net assets, in thousands, end of year	\$169,820	\$138,543	\$164,466	\$149,908	\$115,562
Ratio to average net assets of:					
Expenses, net of reimbursements and credits ⁽³⁾	0.49% ⁽⁴⁾	0.66%	1.01%	1.01%	1.02%
Expenses, before reimbursements and credits	0.63%	0.80%	1.16%	1.18%	1.12%
Net investment income, net of reimbursements and credits ⁽³⁾	2.14% ⁽⁴⁾	2.10%	1.18%	1.51%	1.89%
Net investment income, before reimbursements and credits	2.00%	1.96%	1.03%	1.34%	1.79%
Portfolio Turnover Rate	25.40%	34.87%	30.55%	27.94%	76.34%

- (1) Assumes investment at net asset value at the beginning of the year, reinvestment of all dividends and distributions, and a complete redemption of the investment at net asset value at the end of the year.
- (2) During the fiscal year ended March 31, 2020, the Fund received monies related to certain nonrecurring litigation proceeds. If these monies were not received, the total return would have been (12.98)%.
- (3) The net expenses and net investment income ratios include additional reimbursements of management fees incurred in connection with the investment of uninvested cash in affiliated money market funds of approximately \$3,000, \$1,000, \$1,000, \$1,000 and \$1,000, which represent less than 0.01 percent of average net assets for the fiscal years ended March 31, 2024, 2023, 2022, 2021 and 2020, respectively. Subject to the contractual expense limitation and absent the additional reimbursements, net investment income and reimbursements would have been decreased and net expenses would have been increased by a corresponding amount.
- (4) The impact on ratios to average net assets due to any custody credits is less than 0.005%.

FINANCIAL HIGHLIGHTS

INTERNATIONAL EQUITY FUND		SHARES			
Selected per share data	2024	2023	2022	2021	2020
Net Asset Value, Beginning of Year	\$9.42	\$9.70	\$9.68	\$7.14	\$9.36
INCOME (LOSS) FROM INVESTMENT OPERATIONS:					
Net investment income	0.29	0.29	0.25 ⁽¹⁾	0.45	0.37
Net realized and unrealized gains (losses)	1.10	(0.31)	0.10	2.63	(2.23)
Total from Investment Operations	1.39	(0.02)	0.35	3.08	(1.86)
LESS DISTRIBUTIONS PAID:					
From net investment income ⁽²⁾	(0.57)	(0.26)	(0.33)	(0.54)	(0.36)
Total Distributions Paid	(0.57)	(0.26)	(0.33)	(0.54)	(0.36)
Net Asset Value, End of Year	\$10.24	\$9.42	\$9.70	\$9.68	\$7.14
Total Return⁽³⁾	15.07%	(0.02)%	3.49%	43.53%	(20.78)%
SUPPLEMENTAL DATA AND RATIOS:					
Net assets, in thousands, end of year	\$139,669	\$124,062	\$124,543	\$106,032	\$122,189
Ratio to average net assets of:					
Expenses, net of reimbursements and credits	0.51% ⁽⁴⁾⁽⁵⁾	0.51% ⁽⁵⁾	0.51%	0.52% ⁽⁵⁾	0.55% ⁽⁵⁾
Expenses, before reimbursements and credits	0.65%	0.65%	0.65%	0.75%	0.67%
Net investment income, net of reimbursements and credits	3.01% ⁽⁴⁾⁽⁵⁾	3.28% ⁽⁵⁾	2.91%	2.73% ⁽⁵⁾	3.14% ⁽⁵⁾
Net investment income, before reimbursements and credits	2.87%	3.14%	2.77%	2.50%	3.02%
Portfolio Turnover Rate	47.19%	46.55%	41.96%	63.81%	33.97%

- (1) The Northern Trust Company reimbursed the Fund approximately \$5,000. The reimbursements represent less than \$0.01 per share. Without these reimbursements, the total return would have been 3.48%.
- (2) Distributions to shareholders from net investment income include amounts related to foreign currency transactions, which are treated as ordinary income for federal income tax purposes.
- (3) Assumes investment at net asset value at the beginning of the year, reinvestment of all dividends and distributions, and a complete redemption of the investment at net asset value at the end of the year.
- (4) The impact on ratios to average net assets due to any custody credits is less than 0.005%.
- (5) The net expenses and net investment income ratios include additional reimbursements of management fees incurred in connection with the investment of uninvested cash in affiliated money market funds of approximately \$2,000, \$1,000, \$1,000 and \$1,000, which represent less than 0.01 percent of average net assets for the fiscal years ended March 31, 2024, 2023, 2021 and 2020, respectively. Subject to the contractual expense limitation and absent the additional reimbursements, net investment income and reimbursements would have been decreased and net expenses would have been increased by a corresponding amount.

LARGE CAP CORE FUND		SHARES				
Selected per share data	2024	2023	2022	2021	2020	
Net Asset Value, Beginning of Year	\$22.78	\$25.71	\$25.24	\$16.46	\$19.36	
INCOME (LOSS) FROM INVESTMENT OPERATIONS:						
Net investment income	0.32	0.31	0.30	0.31	0.39	
Net realized and unrealized gains (losses)	6.56	(2.16)	4.09	8.79	(2.44)	
Total from Investment Operations	6.88	(1.85)	4.39	9.10	(2.05)	
LESS DISTRIBUTIONS PAID:						
From net investment income	(0.31)	(0.31)	(0.30)	(0.32)	(0.39)	
From net realized gains	(1.87)	(0.77)	(3.62)	—	(0.46)	
Total Distributions Paid	(2.18)	(1.08)	(3.92)	(0.32)	(0.85)	
Net Asset Value, End of Year	\$27.48	\$22.78	\$25.71	\$25.24	\$16.46	
Total Return ⁽¹⁾	31.46%	(7.00)%	17.18%	55.62%	(11.28)%	
SUPPLEMENTAL DATA AND RATIOS:						
Net assets, in thousands, end of year	\$285,930	\$242,606	\$289,337	\$270,545	\$164,695	
Ratio to average net assets of:						
Expenses, net of reimbursements and credits ⁽²⁾	0.45% ⁽³⁾	0.45%	0.45%	0.45%	0.46%	
Expenses, before reimbursements and credits	0.55%	0.56%	0.55%	0.57%	0.56%	
Net investment income, net of reimbursements and credits ⁽²⁾	1.27% ⁽³⁾	1.35%	1.10%	1.47%	1.85%	
Net investment income, before reimbursements and credits	1.17%	1.24%	1.00%	1.35%	1.75%	
Portfolio Turnover Rate	44.46%	38.46%	44.93%	38.54%	37.90%	

(1) Assumes investment at net asset value at the beginning of the year, reinvestment of all dividends and distributions, and a complete redemption of the investment at net asset value at the end of the year.

(2) The net expenses and net investment income ratios include additional reimbursements of management fees incurred in connection with the investment of uninvested cash in affiliated money market funds of approximately \$3,000, \$3,000, less than \$1,000 and approximately \$2,000 and \$1,000, which represent less than 0.01 percent of average net assets for the fiscal years ended March 31, 2024, 2023, 2022, 2021 and 2020, respectively. Subject to the contractual expense limitation and absent the additional reimbursements, net investment income and reimbursements would have been decreased and net expenses would have been increased by a corresponding amount.

(3) The impact on ratios to average net assets due to any custody credits is less than 0.005%.

FINANCIAL HIGHLIGHTS

LARGE CAP VALUE FUND		SHARES			
Selected per share data	2024	2023	2022	2021	2020
Net Asset Value, Beginning of Year	\$18.61	\$21.27	\$20.39	\$12.85	\$16.42
INCOME (LOSS) FROM INVESTMENT OPERATIONS:					
Net investment income	0.42	0.39	0.35	0.38	0.41
Net realized and unrealized gains (losses)	3.38	(1.49)	2.28	7.42	(3.62)
Total from Investment Operations	3.80	(1.10)	2.63	7.80	(3.21)
LESS DISTRIBUTIONS PAID:					
From net investment income	(0.65)	(0.24)	(0.43)	(0.26)	(0.36)
From net realized gains	(0.43)	(1.32)	(1.32)	—	—
Total Distributions Paid	(1.08)	(1.56)	(1.75)	(0.26)	(0.36)
Net Asset Value, End of Year	\$21.33	\$18.61	\$21.27	\$20.39	\$12.85
Total Return⁽¹⁾	21.04%	(5.18)%	13.00%	61.02%	(20.16)%
SUPPLEMENTAL DATA AND RATIOS:					
Net assets, in thousands, end of year	\$65,127	\$59,007	\$67,714	\$63,821	\$45,786
Ratio to average net assets of:					
Expenses, net of reimbursements and credits	0.57% ⁽²⁾⁽³⁾	0.56% ⁽³⁾	0.57%	0.57% ⁽³⁾	0.55% ⁽³⁾
Expenses, before reimbursements and credits	0.76%	0.75%	0.80%	0.89%	0.83%
Net investment income, net of reimbursements and credits	1.99% ⁽²⁾⁽³⁾	1.99% ⁽³⁾	1.55%	2.05% ⁽³⁾	2.04% ⁽³⁾
Net investment income, before reimbursements and credits	1.80%	1.80%	1.32%	1.73%	1.76%
Portfolio Turnover Rate	38.42%	78.33%	75.05%	74.86%	80.40%

(1) Assumes investment at net asset value at the beginning of the year, reinvestment of all dividends and distributions, and a complete redemption of the investment at net asset value at the end of the year.

(2) The impact on ratios to average net assets due to any custody credits is less than 0.005%.

(3) The net expenses and net investment income ratios include additional reimbursements of management fees incurred in connection with the investment of uninvested cash in affiliated money market funds of approximately \$1,000, less than \$1,000, \$1,000 and approximately \$1,000, which represent less than 0.01 percent of average net assets for the fiscal years ended March 31, 2024, 2023, 2021 and 2020, respectively. Subject to the contractual expense limitation and absent the additional reimbursements, net investment income and reimbursements would have been decreased and net expenses would have been increased by a corresponding amount.

SMALL CAP VALUE FUND		SHARES			
Selected per share data	2024	2023	2022	2021	2020
Net Asset Value, Beginning of Year	\$18.10	\$20.71	\$23.46	\$13.49	\$20.18
INCOME (LOSS) FROM INVESTMENT OPERATIONS:					
Net investment income	0.22	0.22	0.18	0.20	0.22
Net realized and unrealized gains (losses)	3.13	(1.78)	0.56	10.15	(5.45)
Total from Investment Operations	3.35	(1.56)	0.74	10.35	(5.23)
LESS DISTRIBUTIONS PAID:					
From net investment income	(0.30)	(0.16)	(0.19)	(0.22)	(0.23)
From net realized gains	(1.06)	(0.89)	(3.30)	(0.16)	(1.23)
Total Distributions Paid	(1.36)	(1.05)	(3.49)	(0.38)	(1.46)
Net Asset Value, End of Year	\$20.09	\$18.10	\$20.71	\$23.46	\$13.49
Total Return⁽¹⁾	18.78%	(7.50)%	3.29%	77.32%	(28.43)%
SUPPLEMENTAL DATA AND RATIOS:					
Net assets, in thousands, end of year	\$1,105,022	\$1,617,670	\$2,293,215	\$2,974,261	\$2,076,900
Ratio to average net assets of:					
Expenses, net of reimbursements and credits ⁽²⁾	1.00% ⁽³⁾	1.00%	1.00%	1.00%	1.00%
Expenses, before reimbursements and credits	1.15%	1.13%	1.15%	1.13%	1.10%
Net investment income, net of reimbursements and credits ⁽²⁾	1.14% ⁽³⁾	1.08%	0.69%	1.05%	1.09%
Net investment income, before reimbursements and credits	0.99%	0.95%	0.54%	0.92%	0.99%
Portfolio Turnover Rate	18.61%	13.25%	20.41%	27.79%	14.18%

- (1) Assumes investment at net asset value at the beginning of the year, reinvestment of all dividends and distributions, and a complete redemption of the investment at net asset value at the end of the year.
- (2) The net expenses and net investment income ratios include additional reimbursements of management fees incurred in connection with the investment of uninvested cash in affiliated money market funds of approximately \$85,000, \$63,000, \$3,000, \$59,000 and \$138,000, which represent less than 0.01 percent of average net assets for the fiscal years ended March 31, 2024, 2023, 2022, 2021 and 2020, respectively. Subject to the contractual expense limitation and absent the additional reimbursements, net investment income and reimbursements would have been decreased and net expenses would have been increased by a corresponding amount.
- (3) The impact on ratios to average net assets due to any custody credits is less than 0.005%.

FINANCIAL HIGHLIGHTS

SMALL CAP CORE FUND		CLASS K		
Selected per share data	YEAR ENDED MARCH 31, 2024	YEAR ENDED MARCH 31, 2023	YEAR ENDED MARCH 31, 2022	PERIOD ENDED MARCH 31, 2021 ⁽¹⁾
Net Asset Value, Beginning of Period	\$25.40	\$27.82	\$32.58	\$23.46
INCOME FROM INVESTMENT OPERATIONS:				
Net investment income	0.31	0.28	0.24	0.13
Net realized and unrealized gains (losses)	4.84	(2.53)	(0.33)	10.42
Total from Investment Operations	5.15	(2.25)	(0.09)	10.55
LESS DISTRIBUTIONS PAID:				
From net investment income	(0.56)	(0.09)	(0.17)	(0.21)
From net realized gains	(1.32)	(0.08)	(4.50)	(1.22)
Total Distributions Paid	(1.88)	(0.17)	(4.67)	(1.43)
Net Asset Value, End of Period	\$28.67	\$25.40	\$27.82	\$32.58
Total Return⁽²⁾	20.74%	(8.08)%	(0.54)%	45.82%
SUPPLEMENTAL DATA AND RATIOS:				
Net assets, in thousands, end of period	\$264,729	\$240,538	\$279,376	\$287,618
Ratio to average net assets of: ⁽³⁾				
Expenses, net of reimbursements and credits ⁽⁴⁾	0.49% ⁽⁵⁾	0.49%	0.49%	0.49%
Expenses, before reimbursements and credits	0.54%	0.54%	0.54%	0.57%
Net investment income, net of reimbursements and credits ⁽⁴⁾	1.12% ⁽⁵⁾	1.13%	0.70%	0.67% ⁽⁶⁾
Net investment income, before reimbursements and credits	1.07%	1.08%	0.65%	0.59% ⁽⁶⁾
Portfolio Turnover Rate	15.33%	13.01%	15.47%	26.59%

- (1) For the period from July 30, 2020 (commencement of class operations) through March 31, 2021.
- (2) Assumes investment at net asset value at the beginning of the period, reinvestment of all dividends and distributions, and a complete redemption of the investment at net asset value at the end of the period. The total return is not annualized for periods less than one year.
- (3) Annualized for periods less than one year.
- (4) The net expenses and net investment income ratios include additional reimbursements of management fees incurred in connection with the investment of uninvested cash in affiliated money market funds of approximately \$12,000, \$12,000, \$1,000 and \$1,000 which represent less than 0.01 percent of average net assets for the fiscal years ended March 31, 2024, 2023, 2022 and for the period July 30, 2020 (commencement of class operations) to March 31, 2021, respectively. Subject to the contractual expense limitation and absent the additional reimbursements, net investment income and reimbursements would have been decreased and net expenses would have been increased by a corresponding amount.
- (5) The impact on ratios to average net assets due to any custody credits is less than 0.005%.
- (6) As the Fund commenced operation of Class K shares on July 30, 2020, annualized net investment income may not be reflective of actual amounts the Fund might obtain in a full year of operation.

SMALL CAP CORE FUND		CLASS I		
Selected per share data	YEAR ENDED MARCH 31, 2024	YEAR ENDED MARCH 31, 2023	YEAR ENDED MARCH 31, 2022	PERIOD ENDED MARCH 31, 2021 ⁽¹⁾
Net Asset Value, Beginning of Period	\$25.37	\$27.77	\$32.56	\$23.46
INCOME FROM INVESTMENT OPERATIONS:				
Net investment income	0.29	0.30	0.17	0.12
Net realized and unrealized gains (losses)	4.83	(2.56)	(0.30)	10.41
Total from Investment Operations	5.12	(2.26)	(0.13)	10.53
LESS DISTRIBUTIONS PAID:				
From net investment income	(0.55)	(0.06)	(0.16)	(0.21)
From net realized gains	(1.32)	(0.08)	(4.50)	(1.22)
Total Distributions Paid	(1.87)	(0.14)	(4.66)	(1.43)
Net Asset Value, End of Period	\$28.62	\$25.37	\$27.77	\$32.56
Total Return⁽²⁾	20.62%	(8.18)%	(0.63)%	45.72%
SUPPLEMENTAL DATA AND RATIOS:				
Net assets, in thousands, end of period	\$219,869	\$193,854	\$226,545	\$254,387
Ratio to average net assets of: ⁽³⁾				
Expenses, net of reimbursements and credits ⁽⁴⁾	0.59% ⁽⁵⁾	0.59%	0.59%	0.59%
Expenses, before reimbursements and credits	0.64%	0.64%	0.64%	0.67%
Net investment income, net of reimbursements and credits ⁽⁴⁾	1.02% ⁽⁵⁾	1.03%	0.59%	0.57% ⁽⁶⁾
Net investment income, before reimbursements and credits	0.97%	0.98%	0.54%	0.49% ⁽⁶⁾
Portfolio Turnover Rate	15.33%	13.01%	15.47%	26.59%

- (1) For the period from July 30, 2020 (commencement of class operations) through March 31, 2021.
- (2) Assumes investment at net asset value at the beginning of the period, reinvestment of all dividends and distributions, and a complete redemption of the investment at net asset value at the end of the period. The total return is not annualized for periods less than one year.
- (3) Annualized for periods less than one year.
- (4) The net expenses and net investment income ratios include additional reimbursements of management fees incurred in connection with the investment of uninvested cash in affiliated money market funds of approximately \$10,000, \$10,000, \$1,000 and \$1,000 which represent less than 0.01 percent of average net assets for the fiscal years ended March 31, 2024, 2023, 2022 and for the period July 30, 2020 (commencement of class operations) to March 31, 2021, respectively. Subject to the contractual expense limitation and absent the additional reimbursements, net investment income and reimbursements would have been decreased and net expenses would have been increased by a corresponding amount.
- (5) The impact on ratios to average net assets due to any custody credits is less than 0.005%.
- (6) As the Fund commenced operation of Class I shares on July 30, 2020, annualized net investment income may not be reflective of actual amounts the Fund might obtain in a full year of operation.

FINANCIAL HIGHLIGHTS

U.S. QUALITY ESG FUND

CLASS K

Selected per share data	YEAR ENDED MARCH 31, 2024	YEAR ENDED MARCH 31, 2023	YEAR ENDED MARCH 31, 2022	PERIOD ENDED MARCH 31, 2021 ⁽¹⁾
Net Asset Value, Beginning of Period	\$15.30	\$17.26	\$16.12	\$13.00
INCOME FROM INVESTMENT OPERATIONS:				
Net investment income	0.22	0.22	0.16	0.10
Net realized and unrealized gains (losses)	4.05	(1.58)	2.09	3.21
Total from Investment Operations	4.27	(1.36)	2.25	3.31
LESS DISTRIBUTIONS PAID:				
From net investment income	(0.22)	(0.22)	(0.16)	(0.11)
From net realized gains	—	(0.38)	(0.95)	(0.08)
Total Distributions Paid	(0.22)	(0.60)	(1.11)	(0.19)
Net Asset Value, End of Period	\$19.35	\$15.30	\$17.26	\$16.12
Total Return⁽²⁾	28.06%	(7.70)%	13.71%	25.59%
SUPPLEMENTAL DATA AND RATIOS:				
Net assets, in thousands, end of period	\$427,431	\$375,837	\$482,259	\$298,204
Ratio to average net assets of: ⁽³⁾				
Expenses, net of reimbursements and credits ⁽⁴⁾	0.39% ⁽⁵⁾	0.39%	0.39%	0.39%
Expenses, before reimbursements and credits	0.44%	0.44%	0.44%	0.51%
Net investment income, net of reimbursements and credits ⁽⁴⁾	1.27% ⁽⁵⁾	1.37%	0.95%	1.06% ⁽⁶⁾
Net investment income, before reimbursements and credits	1.22%	1.32%	0.90%	0.94% ⁽⁶⁾
Portfolio Turnover Rate	36.53%	45.72%	29.11%	28.66%

(1) For the period from July 30, 2020 (commencement of class operations) through March 31, 2021.

(2) Assumes investment at net asset value at the beginning of the period, reinvestment of all dividends and distributions, and a complete redemption of the investment at net asset value at the end of the period. The total return is not annualized for periods less than one year.

(3) Annualized for periods less than one year.

(4) The net expenses and net investment income ratios include additional reimbursements of management fees incurred in connection with the investment of uninvested cash in affiliated money market funds of approximately \$6,000, \$7,000, \$3,000 and \$3,000, which represent less than 0.01 percent of average net assets for the fiscal years ended March 31, 2024, 2023, 2022 and for the period July 30, 2020 (commencement of class operations) to March 31, 2021, respectively. Subject to the contractual expense limitation and absent the additional reimbursements, net investment income and reimbursements would have been decreased and net expenses would have been increased by a corresponding amount.

(5) The impact on ratios to average net assets due to any custody credits is less than 0.005%.

(6) As the Fund commenced operation of Class K shares on July 30, 2020, annualized net investment income may not be reflective of actual amounts the Fund might obtain in a full year of operation.

U.S. QUALITY ESG FUND		CLASS I		
Selected per share data	YEAR ENDED MARCH 31, 2024	YEAR ENDED MARCH 31, 2023	YEAR ENDED MARCH 31, 2022	PERIOD ENDED MARCH 31, 2021 ⁽¹⁾
Net Asset Value, Beginning of Period	\$15.28	\$17.25	\$16.12	\$13.66
INCOME FROM INVESTMENT OPERATIONS:				
Net investment income	0.21	0.18	0.15	0.08
Net realized and unrealized gains (losses)	4.04	(1.56)	2.09	2.56
Total from Investment Operations	4.25	(1.38)	2.24	2.64
LESS DISTRIBUTIONS PAID:				
From net investment income	(0.20)	(0.21)	(0.16)	(0.10)
From net realized gains	—	(0.38)	(0.95)	(0.08)
Total Distributions Paid	(0.20)	(0.59)	(1.11)	(0.18)
Net Asset Value, End of Period	\$19.33	\$15.28	\$17.25	\$16.12
Total Return⁽²⁾	28.01%	(7.79)%	13.62%	19.46%
SUPPLEMENTAL DATA AND RATIOS:				
Net assets, in thousands, end of period	\$28,241	\$18,181	\$2,186	\$83
Ratio to average net assets of: ⁽³⁾				
Expenses, net of reimbursements and credits	0.49% ⁽⁴⁾⁽⁵⁾	0.49% ⁽⁵⁾	0.49%	0.49%
Expenses, before reimbursements and credits	0.54%	0.55%	0.53%	0.61%
Net investment income, net of reimbursements and credits	1.17% ⁽⁴⁾⁽⁵⁾	1.27% ⁽⁵⁾	1.02%	0.91% ⁽⁶⁾
Net investment income, before reimbursements and credits	1.12%	1.21%	0.98%	0.79% ⁽⁶⁾
Portfolio Turnover Rate	36.53%	45.72%	29.11%	28.66%

(1) For the period from August 21, 2020 (commencement of class operations) through March 31, 2021.

(2) Assumes investment at net asset value at the beginning of the period, reinvestment of all dividends and distributions, and a complete redemption of the investment at net asset value at the end of the period. The total return is not annualized for periods less than one year.

(3) Annualized for periods less than one year.

(4) The impact on ratios to average net assets due to any custody credits is less than 0.005%.

(5) The net expenses and net investment income ratios include additional reimbursements of management fees incurred in connection with the investment of uninvested cash in affiliated money market funds of less than \$1,000 and \$1,000 which represent less than 0.01 percent of average net assets for the fiscal years ended March 31, 2024 and 2023, respectively. Subject to the contractual expense limitation and absent the additional reimbursements, net investment income and reimbursements would have been decreased and net expenses would have been increased by a corresponding amount.

(6) As the Fund commenced operation of Class I shares on August 21, 2020, annualized net investment income may not be reflective of actual amounts the Fund might obtain in a full year of operation.

FINANCIAL HIGHLIGHTS

EMERGING MARKETS EQUITY INDEX FUND			SHARES		
Selected per share data	2024	2023	2022	2021	2020
Net Asset Value, Beginning of Year	\$10.64	\$12.15	\$14.32	\$9.25	\$11.70
INCOME (LOSS) FROM INVESTMENT OPERATIONS:					
Net investment income	0.30	0.34	0.29 ⁽¹⁾	0.20 ⁽²⁾	0.37
Net realized and unrealized gains (losses)	0.44	(1.60)	(2.08)	5.20	(2.43)
Total from Investment Operations	0.74	(1.26)	(1.79)	5.40	(2.06)
LESS DISTRIBUTIONS PAID:					
From net investment income ⁽³⁾	(0.41)	(0.25)	(0.38)	(0.33)	(0.39)
Total Distributions Paid	(0.41)	(0.25)	(0.38)	(0.33)	(0.39)
Net Asset Value, End of Year	\$10.97	\$10.64	\$12.15	\$14.32	\$9.25
Total Return⁽⁴⁾	7.17%	(10.30)%⁽⁵⁾	(12.69)%	58.51%	(18.36)%
SUPPLEMENTAL DATA AND RATIOS:					
Net assets, in thousands, end of year	\$1,618,793	\$1,515,201	\$1,949,107	\$2,412,779	\$1,594,038
Ratio to average net assets of:					
Expenses, net of reimbursements and credits	0.14% ⁽⁶⁾	0.22% ⁽⁷⁾	0.30% ⁽⁷⁾	0.30% ⁽⁷⁾	0.30% ⁽⁷⁾
Expenses, before reimbursements and credits	0.29%	0.33%	0.34%	0.34%	0.35%
Net investment income, net of reimbursements and credits	2.67% ⁽⁶⁾	3.10% ⁽⁷⁾	2.18% ⁽⁷⁾	1.76% ⁽⁷⁾	3.07% ⁽⁷⁾
Net investment income, before reimbursements and credits	2.52%	2.99%	2.14%	1.72%	3.02%
Portfolio Turnover Rate	44.18%	57.68%	20.35%	74.68%	45.08%

- (1) The Fund received reimbursements from Northern Trust Investments, Inc. of approximately \$10,000. The reimbursements represents less than \$0.01 per share and had no effect on the Fund's total return.
- (2) The Northern Trust Company reimbursed the Fund approximately \$151,000. The reimbursements represent less than \$0.01 per share. Without these reimbursements, the total return would have been 58.44%.
- (3) Distributions to shareholders from net investment income include amounts related to foreign currency transactions, which are treated as ordinary income for federal income tax purposes.
- (4) Assumes investment at net asset value at the beginning of the year, reinvestment of all dividends and distributions, and a complete redemption of the investment at net asset value at the end of the year.
- (5) The Northern Trust Company reimbursed the Fund approximately \$5,000. The reimbursements represent less than \$0.01 per share and had no effect on the Fund's total return.
- (6) The impact on ratios to average net assets due to any custody credits is less than 0.005%.
- (7) The net expenses and net investment income ratios include additional reimbursements of management fees incurred in connection with the investment of uninvested cash in affiliated money market funds of approximately \$15,000, \$1,000, \$21,000 and \$26,000, which represent less than 0.01 percent of average net assets for the fiscal years ended March 31, 2023, 2022, 2021 and 2020, respectively. Subject to the contractual expense limitation and absent the additional reimbursements, net investment income and reimbursements would have been decreased and net expenses would have been increased by a corresponding amount.

GLOBAL REAL ESTATE INDEX FUND		SHARES			
Selected per share data	2024	2023	2022	2021	2020
Net Asset Value, Beginning of Year	\$8.97	\$11.62	\$10.67	\$8.22	\$11.05
INCOME (LOSS) FROM INVESTMENT OPERATIONS:					
Net investment income	0.28	0.26	0.24 ⁽¹⁾	0.04	0.34
Net realized and unrealized gains (losses)	0.50	(2.67)	1.03	2.64	(2.67)
Total from Investment Operations	0.78	(2.41)	1.27	2.68	(2.33)
LESS DISTRIBUTIONS PAID:					
From net investment income ⁽²⁾	(0.24)	(0.15)	(0.32)	(0.23)	(0.50)
Return of capital	—	(0.09)	—	—	—
Total Distributions Paid	(0.24)	(0.24)	(0.32)	(0.23)	(0.50)
Net Asset Value, End of Year	\$9.51	\$8.97	\$11.62	\$10.67	\$8.22
Total Return⁽³⁾	8.85%	(20.74)%⁽⁴⁾	11.84%	33.25%⁽⁵⁾	(22.11)%
SUPPLEMENTAL DATA AND RATIOS:					
Net assets, in thousands, end of year	\$988,349	\$998,910	\$1,492,882	\$1,432,173	\$1,780,428
Ratio to average net assets of:					
Expenses, net of reimbursements and credits ⁽⁶⁾	0.47% ⁽⁷⁾	0.47%	0.48%	0.48%	0.49%
Expenses, before reimbursements and credits	0.48%	0.49%	0.48%	0.48%	0.49%
Net investment income, net of reimbursements and credits ⁽⁶⁾	3.18% ⁽⁷⁾	2.96%	2.23%	2.55%	2.81%
Net investment income, before reimbursements and credits	3.17%	2.94%	2.23%	2.55%	2.81%
Portfolio Turnover Rate	5.96%	7.48%	5.75%	7.27%	6.91%

- (1) The Northern Trust Company reimbursed the Fund approximately \$7,000. The reimbursements represent less than \$0.01 per share and had no effect on the Fund's total return.
- (2) Distributions to shareholders from net investment income include amounts related to foreign currency transactions, which are treated as ordinary income for federal income tax purposes.
- (3) Assumes investment at net asset value at the beginning of the year, reinvestment of all dividends and distributions, and a complete redemption of the investment at net asset value at the end of the year.
- (4) The Northern Trust Company reimbursed the Fund approximately \$10,000. The reimbursements represent less than \$0.01 per share and had no effect on the Fund's total return.
- (5) During the fiscal year ended March 31, 2021, the Fund received monies related to certain nonrecurring litigation proceeds. If these monies were not received, the total return would have been 33.11%.
- (6) The net expenses and net investment income ratios include additional reimbursements of management fees incurred in connection with the investment of uninvested cash in affiliated money market funds of approximately \$30,000, \$18,000, \$1,000, \$8,000 and \$32,000, which represent less than 0.01 percent of average net assets for the fiscal years ended March 31, 2024, 2023, 2022, 2021 and 2020, respectively. Subject to the contractual expense limitation and absent the additional reimbursements, net investment income and reimbursements would have been decreased and net expenses would have been increased by a corresponding amount.
- (7) The impact on ratios to average net assets due to any custody credits is less than 0.005%.

FINANCIAL HIGHLIGHTS

INTERNATIONAL EQUITY INDEX FUND			SHARES		
Selected per share data	2024	2023	2022	2021	2020
Net Asset Value, Beginning of Year	\$13.13	\$13.50	\$13.92	\$9.84	\$11.86
INCOME (LOSS) FROM INVESTMENT OPERATIONS:					
Net investment income	0.43	0.40	0.37 ⁽¹⁾	0.28	0.35 ⁽²⁾
Net realized and unrealized gains (losses)	1.56	(0.44)	(0.33)	4.08	(1.98)
Total from Investment Operations	1.99	(0.04)	0.04	4.36	(1.63)
LESS DISTRIBUTIONS PAID:					
From net investment income ⁽³⁾	(0.47)	(0.33)	(0.46)	(0.28)	(0.39)
Total Distributions Paid	(0.47)	(0.33)	(0.46)	(0.28)	(0.39)
Net Asset Value, End of Year	\$14.65	\$13.13	\$13.50	\$13.92	\$9.84
Total Return⁽⁴⁾	15.38%	(0.11)%	0.13%	44.22%	(14.46)%
SUPPLEMENTAL DATA AND RATIOS:					
Net assets, in thousands, end of year	\$4,894,332	\$4,479,806	\$4,851,381	\$5,379,675	\$4,100,160
Ratio to average net assets of:					
Expenses, net of reimbursements and credits	0.10% ⁽⁵⁾	0.17% ⁽⁶⁾	0.24%	0.24% ⁽⁶⁾	0.25% ⁽⁶⁾
Expenses, before reimbursements and credits	0.16%	0.20%	0.24%	0.24%	0.26%
Net investment income, net of reimbursements and credits	3.06% ⁽⁵⁾	3.20% ⁽⁶⁾	2.61%	2.26% ⁽⁶⁾	2.85% ⁽⁶⁾
Net investment income, before reimbursements and credits	3.00%	3.17%	2.61%	2.26%	2.84%
Portfolio Turnover Rate	21.42%	20.88%	20.76%	21.26%	10.17%

(1) The Northern Trust Company reimbursed the Fund approximately \$6,000. The reimbursements represent less than \$0.01 per share and had no effect on the Fund's total return.

(2) The Northern Trust Company reimbursed the Fund approximately \$69,000. The reimbursement represents less than \$0.01 per share and had no effect on the Fund's total return.

(3) Distributions to shareholders from net investment income include amounts related to foreign currency transactions, which are treated as ordinary income for federal income tax purposes.

(4) Assumes investment at net asset value at the beginning of the year, reinvestment of all dividends and distributions, and a complete redemption of the investment at net asset value at the end of the year.

(5) The impact on ratios to average net assets due to any custody credits is less than 0.005%.

(6) The net expenses and net investment income ratios include additional reimbursements of management fees incurred in connection with the investment of uninvested cash in affiliated money market funds of approximately \$6,000, \$12,000 and \$30,000, which represent less than 0.01 percent of average net assets for the fiscal years ended March 31, 2023, 2021 and 2020, respectively. Subject to the contractual expense limitation and absent the additional reimbursements, net investment income and reimbursements would have been decreased and net expenses would have been increased by a corresponding amount.

MID CAP INDEX FUND		SHARES			
Selected per share data	2024	2023	2022	2021	2020
Net Asset Value, Beginning of Year	\$19.23	\$22.41	\$23.76	\$13.59	\$17.95
INCOME (LOSS) FROM INVESTMENT OPERATIONS:					
Net investment income	0.33	0.32	0.28	0.26	0.28
Net realized and unrealized gains (losses)	3.98	(1.57)	0.80	10.91	(4.21)
Total from Investment Operations	4.31	(1.25)	1.08	11.17	(3.93)
LESS DISTRIBUTIONS PAID:					
From net investment income	(0.34)	(0.30)	(0.25)	(0.26)	(0.27)
From net realized gains	(1.26)	(1.63)	(2.18)	(0.74)	(0.16)
Total Distributions Paid	(1.60)	(1.93)	(2.43)	(1.00)	(0.43)
Net Asset Value, End of Year	\$21.94	\$19.23	\$22.41	\$23.76	\$13.59
Total Return⁽¹⁾	23.25%	(5.28)%	4.44%	83.26%	(22.61)%
SUPPLEMENTAL DATA AND RATIOS:					
Net assets, in thousands, end of year	\$2,140,097	\$1,999,551	\$2,439,401	\$2,523,727	\$1,700,510
Ratio to average net assets of:					
Expenses, net of reimbursements and credits	0.10% ⁽²⁾	0.12% ⁽³⁾	0.15% ⁽³⁾	0.15% ⁽³⁾	0.15% ⁽³⁾
Expenses, before reimbursements and credits	0.16%	0.18%	0.19%	0.19%	0.18%
Net investment income, net of reimbursements and credits	1.54% ⁽²⁾	1.48% ⁽³⁾	1.13% ⁽³⁾	1.25% ⁽³⁾	1.52% ⁽³⁾
Net investment income, before reimbursements and credits	1.48%	1.42%	1.09%	1.21%	1.49%
Portfolio Turnover Rate	21.60%	13.39%	15.17%	18.73%	18.15%

- (1) Assumes investment at net asset value at the beginning of the year, reinvestment of all dividends and distributions, and a complete redemption of the investment at net asset value at the end of the year.
- (2) The impact on ratios to average net assets due to any custody credits is less than 0.005%.
- (3) The net expenses and net investment income ratios include additional reimbursements of management fees incurred in connection with the investment of uninvested cash in affiliated money market funds of approximately \$15,000, \$2,000, \$17,000 and \$72,000, which represent less than 0.01 percent of average net assets for the fiscal years ended March 31, 2023, 2022, 2021 and 2020, respectively. Subject to the contractual expense limitation and absent the additional reimbursements, net investment income and reimbursements would have been decreased and net expenses would have been increased by a corresponding amount.

FINANCIAL HIGHLIGHTS

SMALL CAP INDEX FUND		SHARES			
Selected per share data	2024	2023	2022	2021	2020
Net Asset Value, Beginning of Year	\$11.96	\$14.40	\$17.24	\$9.18	\$12.34
INCOME (LOSS) FROM INVESTMENT OPERATIONS:					
Net investment income	0.18	0.18	0.15	0.12	0.14
Net realized and unrealized gains (losses)	2.15	(1.88)	(1.10)	8.48	(3.07)
Total from Investment Operations	2.33	(1.70)	(0.95)	8.60	(2.93)
LESS DISTRIBUTIONS PAID:					
From net investment income	(0.21)	(0.14)	(0.13)	(0.15)	(0.14)
From net realized gains	(0.06)	(0.60)	(1.76)	(0.39)	(0.09)
Total Distributions Paid	(0.27)	(0.74)	(1.89)	(0.54)	(0.23)
Net Asset Value, End of Year	\$14.02	\$11.96	\$14.40	\$17.24	\$9.18
Total Return⁽¹⁾	19.59%	(11.68)%	(5.88)%	94.41%	(24.28)%
SUPPLEMENTAL DATA AND RATIOS:					
Net assets, in thousands, end of year	\$1,183,459	\$1,163,077	\$1,535,414	\$1,606,895	\$887,429
Ratio to average net assets of:					
Expenses, net of reimbursements and credits	0.10% ⁽²⁾	0.12% ⁽³⁾	0.15% ⁽³⁾	0.15% ⁽³⁾	0.15% ⁽³⁾
Expenses, before reimbursements and credits	0.16%	0.18%	0.19%	0.19%	0.19%
Net investment income, net of reimbursements and credits	1.34% ⁽²⁾	1.38% ⁽³⁾	0.88% ⁽³⁾	0.93% ⁽³⁾	1.13% ⁽³⁾
Net investment income, before reimbursements and credits	1.28%	1.32%	0.84%	0.89%	1.09%
Portfolio Turnover Rate	11.87%	13.66%	25.57%	20.62%	18.36%

(1) Assumes investment at net asset value at the beginning of the year, reinvestment of all dividends and distributions, and a complete redemption of the investment at net asset value at the end of the year.

(2) The impact on ratios to average net assets due to any custody credits is less than 0.005%.

(3) The net expenses and net investment income ratios include additional reimbursements of management fees incurred in connection with the investment of uninvested cash in affiliated money market funds of approximately \$4,000, \$1,000, \$14,000 and \$32,000, which represent less than 0.01 percent of average net assets for the fiscal years ended March 31, 2023, 2022, 2021 and 2020, respectively. Subject to the contractual expense limitation and absent the additional reimbursements, net investment income and reimbursements would have been decreased and net expenses would have been increased by a corresponding amount.

STOCK INDEX FUND		SHARES			
Selected per share data	2024	2023	2022	2021	2020
Net Asset Value, Beginning of Year	\$43.69	\$49.65	\$44.44	\$29.61	\$32.74
INCOME (LOSS) FROM INVESTMENT OPERATIONS:					
Net investment income	0.75	0.71	0.62	0.61	0.65
Net realized and unrealized gains (losses)	11.99	(4.72)	6.29	15.87	(2.87)
Total from Investment Operations	12.74	(4.01)	6.91	16.48	(2.22)
LESS DISTRIBUTIONS PAID:					
From net investment income	(0.75)	(0.71)	(0.62)	(0.61)	(0.65)
From net realized gains	(1.70)	(1.24)	(1.08)	(1.04)	(0.26)
Total Distributions Paid	(2.45)	(1.95)	(1.70)	(1.65)	(0.91)
Net Asset Value, End of Year	\$53.98	\$43.69	\$49.65	\$44.44	\$29.61
Total Return ⁽¹⁾	29.82%	(7.82)%	15.51% ⁽²⁾	56.22%	(7.10)%
SUPPLEMENTAL DATA AND RATIOS:					
Net assets, in thousands, end of year	\$13,290,697	\$10,729,781	\$12,467,719	\$11,225,431	\$7,933,222
Ratio to average net assets of:					
Expenses, net of reimbursements and credits	0.05% ⁽³⁾	0.07% ⁽⁴⁾	0.10% ⁽⁴⁾	0.10% ⁽⁴⁾	0.10% ⁽⁴⁾
Expenses, before reimbursements and credits	0.09%	0.11%	0.13%	0.13%	0.12%
Net investment income, net of reimbursements and credits	1.55% ⁽³⁾	1.62% ⁽⁴⁾	1.26% ⁽⁴⁾	1.54% ⁽⁴⁾	1.88% ⁽⁴⁾
Net investment income, before reimbursements and credits	1.51%	1.58%	1.23%	1.51%	1.86%
Portfolio Turnover Rate	2.74%	2.96%	3.11%	4.66%	5.15%

- (1) Assumes investment at net asset value at the beginning of the year, reinvestment of all dividends and distributions, and a complete redemption of the investment at net asset value at the end of the year.
- (2) The Northern Trust Company reimbursed the Fund approximately \$2,000. The reimbursements represent less than \$0.01 per share and had no effect on the Fund's total return.
- (3) The impact on ratios to average net assets due to any custody credits is less than 0.005%.
- (4) The net expenses and net investment income ratios include additional reimbursements of management fees incurred in connection with the investment of uninvested cash in affiliated money market funds of approximately \$39,000, \$7,000, \$85,000 and \$205,000, which represent less than 0.01 percent of average net assets for the fiscal years ended March 31, 2023, 2022, 2021 and 2020, respectively. Subject to the contractual expense limitation and absent the additional reimbursements, net investment income and reimbursements would have been decreased and net expenses would have been increased by a corresponding amount.

FINANCIAL HIGHLIGHTS

GLOBAL SUSTAINABILITY INDEX FUND

CLASS K

Selected per share data	YEAR ENDED MARCH 31, 2024	YEAR ENDED MARCH 31, 2023	YEAR ENDED MARCH 31, 2022	PERIOD ENDED MARCH 31, 2021 ⁽¹⁾
Net Asset Value, Beginning of Period	\$17.92	\$19.57	\$18.67	\$15.50
INCOME FROM INVESTMENT OPERATIONS:				
Net investment income	0.31	0.31	0.30 ⁽²⁾	0.19
Net realized and unrealized gains (losses)	4.53	(1.64)	1.70	3.27
Total from Investment Operations	4.84	(1.33)	2.00	3.46
LESS DISTRIBUTIONS PAID:				
From net investment income ⁽³⁾	(0.33)	(0.26)	(0.28)	(0.29)
From net realized gains	—	(0.06)	(0.82)	— ⁽⁴⁾
Total Distributions Paid	(0.33)	(0.32)	(1.10)	(0.29)
Net Asset Value, End of Period	\$22.43	\$17.92	\$19.57	\$18.67
Total Return⁽⁵⁾	27.20%	(6.67)%	10.48%	22.44%
SUPPLEMENTAL DATA AND RATIOS:				
Net assets, in thousands, end of period	\$857,489	\$736,028	\$740,470	\$513,860
Ratio to average net assets of: ⁽⁶⁾				
Expenses, net of reimbursements and credits ⁽⁷⁾	0.24% ⁽⁸⁾	0.24%	0.24%	0.25%
Expenses, before reimbursements and credits	0.24%	0.24%	0.24%	0.27%
Net investment income, net of reimbursements and credits ⁽⁷⁾	1.67% ⁽⁸⁾	1.86%	1.49%	1.62% ⁽⁹⁾
Net investment income, before reimbursements and credits	1.67%	1.86%	1.49%	1.60% ⁽⁹⁾
Portfolio Turnover Rate	15.57%	19.49%	8.31%	29.04%

(1) For the period from July 30, 2020 (commencement of class operations) through March 31, 2021.

(2) The Northern Trust Company reimbursed the Fund less than \$1,000. The reimbursements represent less than \$0.01 per share and had no effect on the Fund's total return.

(3) Distributions to shareholders from net investment income include amounts related to foreign currency transactions, which are treated as ordinary income for federal income tax purposes.

(4) Per share amounts were less than \$0.01 per share.

(5) Assumes investment at net asset value at the beginning of the period, reinvestment of all dividends and distributions, and a complete redemption of the investment at net asset value at the end of the period. The total return is not annualized for periods less than one year.

(6) Annualized for periods less than one year.

(7) The net expenses and net investment income ratios include additional reimbursements of management fees incurred in connection with the investment of uninvested cash in affiliated money market funds of approximately \$28,000, \$12,000, \$1,000 and \$2,000, which represent less than 0.01 percent of average net assets for the fiscal years ended March 31, 2024, 2023, 2022 and for the period July 30, 2020 (commencement of class operations) to March 31, 2021, respectively. Subject to the contractual expense limitation and absent the additional reimbursements, net investment income and reimbursements would have been decreased and net expenses would have been increased by a corresponding amount.

(8) The impact on ratios to average net assets due to any custody credits is less than 0.005%.

(9) As the Fund commenced operation of Class K shares on July 30, 2020, annualized net investment income may not be reflective of actual amounts the Fund might obtain in a full year of operation.

GLOBAL SUSTAINABILITY INDEX FUND		CLASS I		
Selected per share data	YEAR ENDED MARCH 31, 2024	YEAR ENDED MARCH 31, 2023	YEAR ENDED MARCH 31, 2022	PERIOD ENDED MARCH 31, 2021 ⁽¹⁾
Net Asset Value, Beginning of Period	\$17.91	\$19.56	\$18.66	\$15.50
INCOME FROM INVESTMENT OPERATIONS:				
Net investment income	0.24	0.29	0.23 ⁽²⁾	0.19
Net realized and unrealized gains (losses)	4.58	(1.62)	1.77	3.26
Total from Investment Operations	4.82	(1.33)	2.00	3.45
LESS DISTRIBUTIONS PAID:				
From net investment income ⁽³⁾	(0.32)	(0.26)	(0.28)	(0.29)
From net realized gains	—	(0.06)	(0.82)	— ⁽⁴⁾
Total Distributions Paid	(0.32)	(0.32)	(1.10)	(0.29)
Net Asset Value, End of Period	\$22.41	\$17.91	\$19.56	\$18.66
Total Return⁽⁵⁾	27.11%	(6.72)%	10.47%	22.35%
SUPPLEMENTAL DATA AND RATIOS:				
Net assets, in thousands, end of period	\$1,289,065	\$793,201	\$732,245	\$474,771
Ratio to average net assets of: ⁽⁶⁾				
Expenses, net of reimbursements and credits ⁽⁷⁾	0.29% ⁽⁸⁾	0.29%	0.29%	0.30%
Expenses, before reimbursements and credits	0.29%	0.29%	0.29%	0.31%
Net investment income, net of reimbursements and credits ⁽⁷⁾	1.62% ⁽⁸⁾	1.83%	1.48%	1.57% ⁽⁹⁾
Net investment income, before reimbursements and credits	1.62%	1.83%	1.48%	1.56% ⁽⁹⁾
Portfolio Turnover Rate	15.57%	19.49%	8.31%	29.04%

- (1) For the period from July 30, 2020 (commencement of class operations) through March 31, 2021.
- (2) The Northern Trust Company reimbursed the Fund less than \$1,000. The reimbursements represent less than \$0.01 per share and had no effect on the Fund's total return.
- (3) Distributions to shareholders from net investment income include amounts related to foreign currency transactions, which are treated as ordinary income for federal income tax purposes.
- (4) Per share amounts were less than \$0.01 per share.
- (5) Assumes investment at net asset value at the beginning of the period, reinvestment of all dividends and distributions, and a complete redemption of the investment at net asset value at the end of the period. The total return is not annualized for periods less than one year.
- (6) Annualized for periods less than one year.
- (7) The net expenses and net investment income ratios include additional reimbursements of management fees incurred in connection with the investment of uninvested cash in affiliated money market funds of approximately \$34,000, \$12,000, \$1,000 and \$2,000, which represent less than 0.01 percent of average net assets for the fiscal years ended March 31, 2024, 2023, 2022 and for the period July 30, 2020 (commencement of class operations) to March 31, 2021, respectively. Subject to the contractual expense limitation and absent the additional reimbursements, net investment income and reimbursements would have been decreased and net expenses would have been increased by a corresponding amount.
- (8) The impact on ratios to average net assets due to any custody credits is less than 0.005%.
- (9) As the Fund commenced operation of Class I shares on July 30, 2020, annualized net investment income may not be reflective of actual amounts the Fund might obtain in a full year of operation.

FINANCIAL HIGHLIGHTS

BOND INDEX FUND		SHARES			
Selected per share data	2024	2023	2022	2021	2020
Net Asset Value, Beginning of Year	\$9.31	\$10.04	\$10.75	\$11.05	\$10.45
INCOME (LOSS) FROM INVESTMENT OPERATIONS:					
Net investment income	0.31	0.24	0.19	0.22	0.28
Net realized and unrealized gains (losses)	(0.17)	(0.72)	(0.63)	(0.17)	0.65
Total from Investment Operations	0.14	(0.48)	(0.44)	0.05	0.93
LESS DISTRIBUTIONS PAID:					
From net investment income	(0.31)	(0.25)	(0.22)	(0.25)	(0.30)
From net realized gains	—	—	(0.05)	(0.10)	(0.03)
Total Distributions Paid	(0.31)	(0.25)	(0.27)	(0.35)	(0.33)
Net Asset Value, End of Year	\$9.14	\$9.31	\$10.04	\$10.75	\$11.05
Total Return⁽¹⁾	1.60%	(4.77)%	(4.22)%	0.36%	9.01%
SUPPLEMENTAL DATA AND RATIOS:					
Net assets, in thousands, end of year	\$2,357,166	\$2,181,197	\$2,677,710	\$3,252,218	\$2,936,072
Ratio to average net assets of:					
Expenses, net of reimbursements and credits	0.07% ⁽²⁾	0.11% ⁽³⁾	0.15% ⁽³⁾	0.15% ⁽³⁾	0.15% ⁽³⁾
Expenses, before reimbursements and credits	0.12%	0.15%	0.19%	0.19%	0.18%
Net investment income, net of reimbursements and credits	3.37% ⁽²⁾	2.53% ⁽³⁾	1.77% ⁽³⁾	1.91% ⁽³⁾	2.63% ⁽³⁾
Net investment income, before reimbursements and credits	3.32%	2.49%	1.73%	1.87%	2.60%
Portfolio Turnover Rate	47.00%	45.33%	48.74%	75.38%	53.74%

- (1) Assumes investment at net asset value at the beginning of the year, reinvestment of all dividends and distributions, and a complete redemption of the investment at net asset value at the end of the year.
- (2) The impact on ratios to average net assets due to any custody credits is less than 0.005%.
- (3) The net expenses and net investment income ratios include additional reimbursements of management fees incurred in connection with the investment of uninvested cash in affiliated money market funds of approximately \$27,000, \$1,000, \$92,000 and \$83,000, which represent less than 0.01 percent of average net assets for the fiscal years ended March 31, 2023, 2022, 2021 and 2020, respectively. Subject to the contractual expense limitation and absent the additional reimbursements, net investment income and reimbursements would have been decreased and net expenses would have been increased by a corresponding amount.

CORE BOND FUND		SHARES			
Selected per share data	2024	2023	2022	2021	2020
Net Asset Value, Beginning of Year	\$9.06	\$9.82	\$10.43	\$10.47	\$10.08
INCOME (LOSS) FROM INVESTMENT OPERATIONS:					
Net investment income	0.33	0.25	0.13	0.15	0.23
Net realized and unrealized gains (losses)	(0.18)	(0.74)	(0.56)	0.18	0.43
Total from Investment Operations	0.15	(0.49)	(0.43)	0.33	0.66
LESS DISTRIBUTIONS PAID:					
From net investment income	(0.34)	(0.27)	(0.18)	(0.19)	(0.27)
From net realized gains	—	—	—	(0.18)	—
Total Distributions Paid	(0.34)	(0.27)	(0.18)	(0.37)	(0.27)
Net Asset Value, End of Year	\$8.87	\$9.06	\$9.82	\$10.43	\$10.47
Total Return ⁽¹⁾	1.77%	(4.92)%	(4.18)%	3.08%	6.57%
SUPPLEMENTAL DATA AND RATIOS:					
Net assets, in thousands, end of year	\$91,706	\$112,206	\$189,112	\$253,092	\$194,834
Ratio to average net assets of:					
Expenses, net of reimbursements and credits ⁽²⁾	0.41% ⁽³⁾	0.41%	0.41%	0.40%	0.41%
Expenses, before reimbursements and credits	0.51%	0.49%	0.47%	0.47%	0.47%
Net investment income, net of reimbursements and credits ⁽²⁾	3.78% ⁽³⁾	2.84%	1.32%	1.26%	2.33%
Net investment income, before reimbursements and credits	3.68%	2.76%	1.26%	1.19%	2.27%
Portfolio Turnover Rate	78.68%	247.32%	319.16%	326.11%	485.45%

- (1) Assumes investment at net asset value at the beginning of the year, reinvestment of all dividends and distributions, and a complete redemption of the investment at net asset value at the end of the year.
- (2) The net expenses and net investment income ratios include additional reimbursements of management fees incurred in connection with the investment of uninvested cash in affiliated money market funds of approximately \$6,000, \$6,000, \$1,000, \$10,000 and \$15,000, which represent less than 0.01 percent of average net assets for the fiscal years ended March 31, 2024, 2023, 2022, 2021 and 2020, respectively. Subject to the contractual expense limitation and absent the additional reimbursements, net investment income and reimbursements would have been decreased and net expenses would have been increased by a corresponding amount.
- (3) The impact on ratios to average net assets due to any custody credits is less than 0.005%.

FINANCIAL HIGHLIGHTS

FIXED INCOME FUND		SHARES			
Selected per share data	2024	2023	2022	2021	2020
Net Asset Value, Beginning of Year	\$9.02	\$9.84	\$10.45	\$10.18	\$9.97
INCOME (LOSS) FROM INVESTMENT OPERATIONS:					
Net investment income	0.34	0.28	0.20 ⁽¹⁾	0.19	0.27
Net realized and unrealized gains (losses)	(0.15)	(0.80)	(0.56)	0.38	0.24
Total from Investment Operations	0.19	(0.52)	(0.36)	0.57	0.51
LESS DISTRIBUTIONS PAID:					
From net investment income ⁽²⁾	(0.35)	(0.30)	(0.25)	(0.24)	(0.30)
From net realized gains	—	—	—	(0.06)	—
Total Distributions Paid	(0.35)	(0.30)	(0.25)	(0.30)	(0.30)
Net Asset Value, End of Year	\$8.86	\$9.02	\$9.84	\$10.45	\$10.18
Total Return ⁽³⁾	2.20%	(5.23)%	(3.58)%	5.63% ⁽⁴⁾	5.11%
SUPPLEMENTAL DATA AND RATIOS:					
Net assets, in thousands, end of year	\$347,529	\$481,875	\$696,741	\$822,261	\$841,826
Ratio to average net assets of:					
Expenses, net of reimbursements and credits ⁽⁵⁾	0.45% ⁽⁶⁾	0.45%	0.45%	0.45%	0.45%
Expenses, before reimbursements and credits	0.51%	0.50%	0.49%	0.49%	0.49%
Net investment income, net of reimbursements and credits ⁽⁵⁾	3.82% ⁽⁶⁾	3.17%	1.95%	1.83%	2.66%
Net investment income, before reimbursements and credits	3.76%	3.12%	1.91%	1.79%	2.62%
Portfolio Turnover Rate	81.39%	188.84%	248.30%	261.29%	439.40%

- (1) The Northern Trust Company reimbursed the Fund less than \$1,000. The reimbursements represent less than \$0.01 per share. Without these reimbursements, the total return would have been -3.59%.
- (2) Distributions to shareholders from net investment income include amounts related to foreign currency transactions, which are treated as ordinary income for federal income tax purposes.
- (3) Assumes investment at net asset value at the beginning of the year, reinvestment of all dividends and distributions, and a complete redemption of the investment at net asset value at the end of the year.
- (4) During the fiscal year ended March 31, 2021, the Fund received monies related to certain nonrecurring litigation proceeds. If these monies were not received, the total return would have been 5.62%.
- (5) The net expenses and net investment income ratios include additional reimbursements of management fees incurred in connection with the investment of uninvested cash in affiliated money market funds of approximately \$13,000, \$18,000, less than \$1,000 and approximately \$25,000 and \$55,000, which represent less than 0.01 percent of average net assets for the fiscal years ended March 31, 2024, 2023, 2022, 2021 and 2020, respectively. Subject to the contractual expense limitation and absent the additional reimbursements, net investment income and reimbursements would have been decreased and net expenses would have been increased by a corresponding amount.
- (6) The impact on ratios to average net assets due to any custody credits is less than 0.005%.

HIGH YIELD FIXED INCOME FUND		SHARES			
Selected per share data	2024	2023	2022	2021	2020
Net Asset Value, Beginning of Year	\$5.75	\$6.39	\$6.78	\$5.57	\$6.60
INCOME (LOSS) FROM INVESTMENT OPERATIONS:					
Net investment income	0.39	0.35	0.35 ⁽¹⁾	0.36	0.40
Net realized and unrealized gains (losses)	0.24	(0.62)	(0.38)	1.21	(1.02)
Total from Investment Operations	0.63	(0.27)	(0.03)	1.57	(0.62)
LESS DISTRIBUTIONS PAID:					
From net investment income ⁽²⁾	(0.40)	(0.37)	(0.36)	(0.36)	(0.41)
Total Distributions Paid	(0.40)	(0.37)	(0.36)	(0.36)	(0.41)
Net Asset Value, End of Year	\$5.98	\$5.75	\$6.39	\$6.78	\$5.57
Total Return⁽³⁾	11.28%	(4.08)%	(0.61)%	28.40%	(9.96)%
SUPPLEMENTAL DATA AND RATIOS:					
Net assets, in thousands, end of year	\$2,670,169	\$2,846,355	\$3,879,135	\$3,330,270	\$3,153,247
Ratio to average net assets of:					
Expenses, net of reimbursements and credits ⁽⁴⁾	0.60% ⁽⁵⁾	0.68%	0.78%	0.78%	0.78%
Expenses, before reimbursements and credits	0.64%	0.72%	0.83%	0.83%	0.82%
Net investment income, net of reimbursements and credits ⁽⁴⁾	6.70% ⁽⁵⁾	6.15%	5.17%	5.62%	6.10%
Net investment income, before reimbursements and credits	6.66%	6.11%	5.12%	5.57%	6.06%
Portfolio Turnover Rate	33.79%	20.68%	30.32%	54.82%	47.65%

- (1) The Northern Trust Company reimbursed the Fund approximately \$8,000. The reimbursements represent less than \$0.01 per share and had no effect on the Fund's total return.
- (2) Distributions to shareholders from net investment income include amounts related to foreign currency transactions, which are treated as ordinary income for federal income tax purposes.
- (3) Assumes investment at net asset value at the beginning of the year, reinvestment of all dividends and distributions, and a complete redemption of the investment at net asset value at the end of the year.
- (4) The net expenses and net investment income ratios include additional reimbursements of management fees incurred in connection with the investment of uninvested cash in affiliated money market funds of approximately \$126,000, \$186,000, \$9,000, \$70,000 and \$94,000, which represent less than 0.01 percent of average net assets for the fiscal years ended March 31, 2024, 2023, 2022, 2021 and 2020, respectively. Subject to the contractual expense limitation and absent the additional reimbursements, net investment income and reimbursements would have been decreased and net expenses would have been increased by a corresponding amount.
- (5) The impact on ratios to average net assets due to any custody credits is less than 0.005%.

FINANCIAL HIGHLIGHTS

SHORT BOND FUND		SHARES			
Selected per share data	2024	2023	2022	2021	2020
Net Asset Value, Beginning of Year	\$17.98	\$18.30	\$19.06	\$18.59	\$18.67
INCOME (LOSS) FROM INVESTMENT OPERATIONS:					
Net investment income	0.57	0.33	0.20	0.32	0.45
Net realized and unrealized gains (losses)	0.10	(0.31)	(0.74)	0.49	(0.07)
Total from Investment Operations	0.67	0.02	(0.54)	0.81	0.38
LESS DISTRIBUTIONS PAID:					
From net investment income	(0.59)	(0.34)	(0.22)	(0.34)	(0.46)
Total Distributions Paid	(0.59)	(0.34)	(0.22)	(0.34)	(0.46)
Net Asset Value, End of Year	\$18.06	\$17.98	\$18.30	\$19.06	\$18.59
Total Return ⁽¹⁾	3.78%	0.20%	(2.88)%	4.34%	2.04%
SUPPLEMENTAL DATA AND RATIOS:					
Net assets, in thousands, end of year	\$271,751	\$339,725	\$425,415	\$437,099	\$371,803
Ratio to average net assets of:					
Expenses, net of reimbursements and credits ⁽²⁾	0.40% ⁽³⁾	0.40%	0.40%	0.40%	0.40%
Expenses, before reimbursements and credits	0.45%	0.45%	0.45%	0.45%	0.44%
Net investment income, net of reimbursements and credits ⁽²⁾	3.18% ⁽³⁾	1.86%	1.05%	1.64%	2.40%
Net investment income, before reimbursements and credits	3.13%	1.81%	1.00%	1.59%	2.36%
Portfolio Turnover Rate	78.89%	76.98%	45.52%	57.85%	95.09%

(1) Assumes investment at net asset value at the beginning of the year, reinvestment of all dividends and distributions, and a complete redemption of the investment at net asset value at the end of the year.

(2) The net expenses and net investment income ratios include additional reimbursements of management fees incurred in connection with the investment of uninvested cash in affiliated money market funds of approximately \$8,000, \$16,000, \$10,000, \$6,000 and \$10,000, which represent less than 0.01 percent of average net assets for the fiscal years ended March 31, 2024, 2023, 2022, 2021 and 2020, respectively. Subject to the contractual expense limitation and absent the additional reimbursements, net investment income and reimbursements would have been decreased and net expenses would have been increased by a corresponding amount.

(3) The impact on ratios to average net assets due to any custody credits is less than 0.005%.

LIMITED TERM U.S. GOVERNMENT FUND			SHARES		
Selected per share data	2024	2023	2022	2021	2020
Net Asset Value, Beginning of Year	\$9.29	\$9.55	\$10.02	\$10.06	\$9.60
INCOME (LOSS) FROM INVESTMENT OPERATIONS:					
Net investment income	0.26	0.20	0.01	0.01	0.14
Net realized and unrealized gains (losses)	(0.07)	(0.26)	(0.46)	(0.03)	0.47
Total from Investment Operations	0.19	(0.06)	(0.45)	(0.02)	0.61
LESS DISTRIBUTIONS PAID:					
From net investment income	(0.26)	(0.20)	(0.02)	(0.02)	(0.15)
Total Distributions Paid	(0.26)	(0.20)	(0.02)	(0.02)	(0.15)
Net Asset Value, End of Year	\$9.22	\$9.29	\$9.55	\$10.02	\$10.06
Total Return⁽¹⁾	2.11%	(0.58)%	(4.43)%	(0.26)%	6.34%
SUPPLEMENTAL DATA AND RATIOS:					
Net assets, in thousands, end of year	\$29,455	\$54,473	\$47,975	\$63,809	\$58,501
Ratio to average net assets of:					
Expenses, net of reimbursements and credits	0.42% ⁽²⁾⁽³⁾	0.42% ⁽³⁾	0.42%	0.41% ⁽³⁾	0.42% ⁽³⁾
Expenses, before reimbursements and credits	0.64%	0.58%	0.58%	0.54%	0.62%
Net investment income, net of reimbursements and credits	2.83% ⁽²⁾⁽³⁾	2.20% ⁽³⁾	0.17%	0.02% ⁽³⁾	1.41% ⁽³⁾
Net investment income (loss), before reimbursements and credits	2.61%	2.04%	0.01%	(0.11)%	1.21%
Portfolio Turnover Rate	46.49%	335.99%	411.02%	445.85%	838.97%

(1) Assumes investment at net asset value at the beginning of the year, reinvestment of all dividends and distributions, and a complete redemption of the investment at net asset value at the end of the year.

(2) The impact on ratios to average net assets due to any custody credits is less than 0.005%.

(3) The net expenses and net investment income ratios include additional reimbursements of management fees incurred in connection with the investment of uninvested cash in affiliated money market funds of less than \$1,000, approximately \$4,000, \$4,000 and \$8,000, which represent less than 0.01 percent of average net assets for the fiscal years ended March 31, 2024, 2023, 2021 and 2020, respectively. Subject to the contractual expense limitation and absent the additional reimbursements, net investment income and reimbursements would have been decreased and net expenses would have been increased by a corresponding amount.

FINANCIAL HIGHLIGHTS

TAX-ADVANTAGED ULTRA-SHORT FIXED INCOME FUND

SHARES

Selected per share data	2024	2023	2022	2021	2020
Net Asset Value, Beginning of Year	\$10.01	\$10.01	\$10.21	\$10.14	\$10.14
INCOME (LOSS) FROM INVESTMENT OPERATIONS:					
Net investment income	0.30	0.15	0.05	0.08	0.16
Net realized and unrealized gains (losses)	0.12	—	(0.19)	0.08	0.01
Total from Investment Operations	0.42	0.15	(0.14)	0.16	0.17
LESS DISTRIBUTIONS PAID:					
From net investment income	(0.30)	(0.15)	(0.05)	(0.08)	(0.16)
From net realized gains	—	—	(0.01)	(0.01)	(0.01)
Total Distributions Paid	(0.30)	(0.15)	(0.06)	(0.09)	(0.17)
Net Asset Value, End of Year	\$10.13	\$10.01	\$10.01	\$10.21	\$10.14
Total Return⁽¹⁾	4.23%	1.58%	(1.41)%	1.59%	1.61%
SUPPLEMENTAL DATA AND RATIOS:					
Net assets, in thousands, end of year	\$2,505,779	\$2,379,867	\$3,993,867	\$4,861,104	\$3,737,559
Ratio to average net assets of:					
Expenses, net of reimbursements and credits	0.25% ⁽²⁾⁽³⁾	0.25% ⁽³⁾	0.25%	0.25% ⁽³⁾	0.25% ⁽³⁾
Expenses, before reimbursements and credits	0.28%	0.28%	0.27%	0.27%	0.27%
Net investment income, net of reimbursements and credits	2.96% ⁽²⁾⁽³⁾	1.48% ⁽³⁾	0.48%	0.74% ⁽³⁾	1.52% ⁽³⁾
Net investment income, before reimbursements and credits	2.93%	1.45%	0.46%	0.72%	1.50%
Portfolio Turnover Rate	43.74%	43.43%	84.82%	79.08%	70.19%

- (1) Assumes investment at net asset value at the beginning of the year, reinvestment of all dividends and distributions, and a complete redemption of the investment at net asset value at the end of the year.
- (2) The impact on ratios to average net assets due to any custody credits is less than 0.005%.
- (3) The net expenses and net investment income ratios include additional reimbursements of management fees incurred in connection with the investment of uninvested cash in affiliated money market funds of approximately \$215,000, \$66,000, \$139,000 and \$175,000, which represent 0.01 percent of average net assets for the fiscal year ended March 31, 2024 and less than 0.01 percent of average net assets for the fiscal years ended 2023, 2021 and 2020, respectively. Subject to the contractual expense limitation and absent the additional reimbursements, net investment income and reimbursements would have been decreased and net expenses would have been increased by a corresponding amount.

ULTRA-SHORT FIXED INCOME FUND		SHARES			
Selected per share data	2024	2023	2022	2021	2020
Net Asset Value, Beginning of Year	\$10.03	\$10.08	\$10.31	\$10.10	\$10.19
INCOME (LOSS) FROM INVESTMENT OPERATIONS:					
Net investment income	0.42	0.21	0.06	0.11	0.24
Net realized and unrealized gains (losses)	0.23	(0.04)	(0.21)	0.23	(0.09)
Total from Investment Operations	0.65	0.17	(0.15)	0.34	0.15
LESS DISTRIBUTIONS PAID:					
From net investment income	(0.43)	(0.22)	(0.06)	(0.11)	(0.24)
From net realized gains	—	—	(0.02)	(0.02)	—
Total Distributions Paid	(0.43)	(0.22)	(0.08)	(0.13)	(0.24)
Net Asset Value, End of Year	\$10.25	\$10.03	\$10.08	\$10.31	\$10.10
Total Return⁽¹⁾	6.59%	1.77%	(1.44)%	3.29%	1.45%
SUPPLEMENTAL DATA AND RATIOS:					
Net assets, in thousands, end of year	\$1,593,840	\$2,372,561	\$3,179,581	\$3,690,747	\$2,189,187
Ratio to average net assets of:					
Expenses, net of reimbursements and credits ⁽²⁾	0.25% ⁽³⁾	0.25%	0.25%	0.25%	0.25%
Expenses, before reimbursements and credits	0.29%	0.28%	0.28%	0.28%	0.28%
Net investment income, net of reimbursements and credits ⁽²⁾	4.14% ⁽³⁾	2.14%	0.55%	0.94%	2.33%
Net investment income, before reimbursements and credits	4.10%	2.11%	0.52%	0.91%	2.30%
Portfolio Turnover Rate	21.16%	25.09%	76.61%	73.99%	75.95%

(1) Assumes investment at net asset value at the beginning of the year, reinvestment of all dividends and distributions, and a complete redemption of the investment at net asset value at the end of the year.

(2) The net expenses and net investment income ratios include additional reimbursements of management fees incurred in connection with the investment of uninvested cash in affiliated money market funds of approximately \$133,000, \$118,000, \$7,000, \$142,000 and \$43,000, which represent less than 0.01 percent of average net assets for the fiscal years ended March 31, 2024, 2023, 2022, 2021 and 2020, respectively. Subject to the contractual expense limitation and absent the additional reimbursements, net investment income and reimbursements would have been decreased and net expenses would have been increased by a corresponding amount.

(3) The impact on ratios to average net assets due to any custody credits is less than 0.005%.

FINANCIAL HIGHLIGHTS

U.S. GOVERNMENT FUND	SHARES				
Selected per share data	2024	2023	2022	2021	2020
Net Asset Value, Beginning of Year	\$8.87	\$9.23	\$9.71	\$10.17	\$9.50
INCOME (LOSS) FROM INVESTMENT OPERATIONS:					
Net investment income	0.25	0.19	0.04	0.01	0.14
Net realized and unrealized gains (losses)	(0.11)	(0.35)	(0.47)	(0.16)	0.68
Total from Investment Operations	0.14	(0.16)	(0.43)	(0.15)	0.82
LESS DISTRIBUTIONS PAID:					
From net investment income	(0.26)	(0.20)	(0.04)	(0.03)	(0.15)
From net realized gains	—	—	(0.01)	(0.28)	—
Total Distributions Paid	(0.26)	(0.20)	(0.05)	(0.31)	(0.15)
Net Asset Value, End of Year	\$8.75	\$8.87	\$9.23	\$9.71	\$10.17
Total Return ⁽¹⁾	1.60%	(1.72)%	(4.48)%	(1.58)%	8.66%
SUPPLEMENTAL DATA AND RATIOS:					
Net assets, in thousands, end of year	\$24,680	\$48,751	\$44,292	\$53,343	\$39,379
Ratio to average net assets of:					
Expenses, net of reimbursements and credits	0.43% ^{(2) (3)}	0.42% ⁽³⁾	0.43%	0.42% ⁽³⁾	0.43% ⁽³⁾
Expenses, before reimbursements and credits	0.63%	0.60%	0.61%	0.57%	0.73%
Net investment income, net of reimbursements and credits	2.75% ^{(2) (3)}	2.25% ⁽³⁾	0.36%	0.11% ⁽³⁾	1.43% ⁽³⁾
Net investment income (loss), before reimbursements and credits	2.55%	2.07%	0.18%	(0.04)%	1.13%
Portfolio Turnover Rate	59.75%	344.21%	492.24%	517.52%	854.95%

(1) Assumes investment at net asset value at the beginning of the year, reinvestment of all dividends and distributions, and a complete redemption of the investment at net asset value at the end of the year.

(2) The impact on ratios to average net assets due to any custody credits is less than 0.005%.

(3) The net expenses and net investment income ratios include additional reimbursements of management fees incurred in connection with the investment of uninvested cash in affiliated money market funds of approximately \$1,000, \$5,000, \$2,000 and \$4,000, which represent less than 0.01 percent of average net assets for the fiscal years ended March 31, 2024, 2023, 2021 and 2020, respectively. Subject to the contractual expense limitation and absent the additional reimbursements, net investment income and reimbursements would have been decreased and net expenses would have been increased by a corresponding amount.

U.S. TREASURY INDEX FUND		SHARES			
Selected per share data	2024	2023	2022	2021	2020
Net Asset Value, Beginning of Year	\$19.67	\$21.02	\$22.31	\$23.79	\$21.43
INCOME (LOSS) FROM INVESTMENT OPERATIONS:					
Net investment income	0.48	0.36	0.31	0.33	0.45
Net realized and unrealized gains (losses)	(0.51)	(1.35)	(1.10)	(1.48)	2.36
Total from Investment Operations	(0.03)	(0.99)	(0.79)	(1.15)	2.81
LESS DISTRIBUTIONS PAID:					
From net investment income	(0.48)	(0.36)	(0.31)	(0.33)	(0.45)
From net realized gains	—	—	(0.19)	—	—
Total Distributions Paid	(0.48)	(0.36)	(0.50)	(0.33)	(0.45)
Net Asset Value, End of Year	\$19.16	\$19.67	\$21.02	\$22.31	\$23.79
Total Return ⁽¹⁾	(0.10)%	(4.65)%	(3.65)%	(4.89)%	13.29%
SUPPLEMENTAL DATA AND RATIOS:					
Net assets, in thousands, end of year	\$70,859	\$81,145	\$87,117	\$100,374	\$103,045
Ratio to average net assets of:					
Expenses, net of reimbursements and credits ⁽²⁾	0.16% ⁽³⁾	0.16%	0.16%	0.16%	0.16%
Expenses, before reimbursements and credits	0.27%	0.27%	0.27%	0.26%	0.28%
Net investment income, net of reimbursements and credits ⁽²⁾	2.51% ⁽³⁾	1.86%	1.38%	1.40%	2.04%
Net investment income, before reimbursements and credits	2.40%	1.75%	1.27%	1.30%	1.92%
Portfolio Turnover Rate	24.25%	28.48%	32.19%	59.23%	50.28%

(1) Assumes investment at net asset value at the beginning of the year, reinvestment of all dividends and distributions, and a complete redemption of the investment at net asset value at the end of the year.

(2) The net expenses and net investment income ratios include additional reimbursements of management fees incurred in connection with the investment of uninvested cash in affiliated money market funds of approximately \$1,000, \$1,000, less than \$1,000 and approximately \$1,000 and \$1,000, which represent less than 0.01 percent of average net assets for the fiscal years ended March 31, 2024, 2023, 2022, 2021 and 2020, respectively. Subject to the contractual expense limitation and absent the additional reimbursements, net investment income and reimbursements would have been decreased and net expenses would have been increased by a corresponding amount.

(3) The impact on ratios to average net assets due to any custody credits is less than 0.005%.

FINANCIAL HIGHLIGHTS

ARIZONA TAX-EXEMPT FUND		SHARES			
Selected per share data	2024	2023	2022	2021	2020
Net Asset Value, Beginning of Year	\$9.74	\$10.13	\$10.86	\$10.77	\$10.65
INCOME (LOSS) FROM INVESTMENT OPERATIONS:					
Net investment income	0.32	0.30	0.23	0.25	0.28
Net realized and unrealized gains (losses)	(0.07)	(0.39)	(0.73)	0.09	0.12
Total from Investment Operations	0.25	(0.09)	(0.50)	0.34	0.40
LESS DISTRIBUTIONS PAID:					
From net investment income	(0.32)	(0.30)	(0.23)	(0.25)	(0.28)
Total Distributions Paid	(0.32)	(0.30)	(0.23)	(0.25)	(0.28)
Net Asset Value, End of Year	\$9.67	\$9.74	\$10.13	\$10.86	\$10.77
Total Return⁽¹⁾	2.62%	(0.82)%	(4.74)%	3.19%	3.86%
SUPPLEMENTAL DATA AND RATIOS:					
Net assets, in thousands, end of year	\$63,291	\$77,678	\$142,101	\$168,504	\$135,533
Ratio to average net assets of:					
Expenses, net of reimbursements and credits ⁽²⁾	0.47% ⁽³⁾	0.46%	0.46%	0.46%	0.46%
Expenses, before reimbursements and credits	0.66%	0.62%	0.60%	0.58%	0.60%
Net investment income, net of reimbursements and credits ⁽²⁾	3.29% ⁽³⁾	3.03%	2.09%	2.29%	2.56%
Net investment income, before reimbursements and credits	3.10%	2.87%	1.95%	2.17%	2.42%
Portfolio Turnover Rate	5.51%	16.84%	32.67%	17.20%	63.33%

(1) Assumes investment at net asset value at the beginning of the year, reinvestment of all dividends and distributions, and a complete redemption of the investment at net asset value at the end of the year.

(2) The net expenses and net investment income ratios include additional reimbursements of management fees incurred in connection with the investment of uninvested cash in affiliated money market funds of approximately \$3,000, \$5,000, \$500, \$5,000 and \$10,000, which represent less than 0.01 percent of average net assets for the fiscal years ended March 31, 2024, 2023, 2022, 2021 and 2020, respectively. Subject to the contractual expense limitation and absent the additional reimbursements, net investment income and reimbursements would have been decreased and net expenses would have been increased by a corresponding amount.

(3) The impact on ratios to average net assets due to any custody credits is less than 0.005%.

CALIFORNIA INTERMEDIATE TAX-EXEMPT FUND		SHARES			
Selected per share data	2024	2023	2022	2021	2020
Net Asset Value, Beginning of Year	\$9.89	\$10.17	\$10.94	\$10.74	\$10.68
INCOME (LOSS) FROM INVESTMENT OPERATIONS:					
Net investment income	0.26	0.23	0.21	0.24	0.27
Net realized and unrealized gains (losses)	(0.04)	(0.28)	(0.77)	0.22	0.06
Total from Investment Operations	0.22	(0.05)	(0.56)	0.46	0.33
LESS DISTRIBUTIONS PAID:					
From net investment income	(0.26)	(0.23)	(0.21)	(0.24)	(0.27)
From net realized gains	—	—	—	(0.02)	— ⁽¹⁾
Total Distributions Paid	(0.26)	(0.23)	(0.21)	(0.26)	(0.27)
Net Asset Value, End of Year	\$9.85	\$9.89	\$10.17	\$10.94	\$10.74
Total Return⁽²⁾	2.29%	(0.39)%	(5.20)%	4.29%	3.11%
SUPPLEMENTAL DATA AND RATIOS:					
Net assets, in thousands, end of year	\$249,373	\$273,437	\$483,410	\$533,617	\$493,284
Ratio to average net assets of:					
Expenses, net of reimbursements and credits ⁽³⁾	0.45% ⁽⁴⁾	0.45%	0.45%	0.45%	0.45%
Expenses, before reimbursements and credits	0.52%	0.51%	0.51%	0.50%	0.50%
Net investment income, net of reimbursements and credits ⁽³⁾	2.66% ⁽⁴⁾	2.37%	1.95%	2.18%	2.48%
Net investment income, before reimbursements and credits	2.59%	2.31%	1.89%	2.13%	2.43%
Portfolio Turnover Rate	14.35%	4.49%	19.44%	16.87%	31.63%

(1) Per share amounts from distributions paid from net realized gains were less than \$0.01 per share.

(2) Assumes investment at net asset value at the beginning of the year, reinvestment of all dividends and distributions, and a complete redemption of the investment at net asset value at the end of the year.

(3) The net expenses and net investment income ratios include additional reimbursements of management fees incurred in connection with the investment of uninvested cash in affiliated money market funds of approximately \$19,000, \$17,000, less than \$1,000 and approximately \$19,000 and \$26,000, which represent less than 0.01 percent of average net assets for the fiscal years ended March 31, 2024, 2023, 2022, 2021 and 2020, respectively. Subject to the contractual expense limitation and absent the additional reimbursements, net investment income and reimbursements would have been decreased and net expenses would have been increased by a corresponding amount.

(4) The impact on ratios to average net assets due to any custody credits is less than 0.005%.

FINANCIAL HIGHLIGHTS

CALIFORNIA TAX-EXEMPT FUND		SHARES			
Selected per share data	2024	2023	2022	2021	2020
Net Asset Value, Beginning of Year	\$10.52	\$10.91	\$11.80	\$11.65	\$11.56
INCOME (LOSS) FROM INVESTMENT OPERATIONS:					
Net investment income	0.32	0.27	0.24	0.29	0.33
Net realized and unrealized gains (losses)	0.01	(0.39)	(0.85)	0.21	0.16
Total from Investment Operations	0.33	(0.12)	(0.61)	0.50	0.49
LESS DISTRIBUTIONS PAID:					
From net investment income	(0.32)	(0.27)	(0.24)	(0.29)	(0.33)
From net realized gains	—	—	(0.04)	(0.06)	(0.07)
Total Distributions Paid	(0.32)	(0.27)	(0.28)	(0.35)	(0.40)
Net Asset Value, End of Year	\$10.53	\$10.52	\$10.91	\$11.80	\$11.65
Total Return⁽¹⁾	3.25%	(1.02)%	(5.35)%	4.32%	4.27%
SUPPLEMENTAL DATA AND RATIOS:					
Net assets, in thousands, end of year	\$150,553	\$162,392	\$199,909	\$218,042	\$193,318
Ratio to average net assets of:					
Expenses, net of reimbursements and credits ⁽²⁾	0.46% ⁽³⁾	0.45%	0.46%	0.45%	0.46%
Expenses, before reimbursements and credits	0.55%	0.55%	0.55%	0.55%	0.55%
Net investment income, net of reimbursements and credits ⁽²⁾	3.09% ⁽³⁾	2.60%	2.00%	2.46%	2.78%
Net investment income, before reimbursements and credits	3.00%	2.50%	1.91%	2.36%	2.69%
Portfolio Turnover Rate	20.78%	23.45%	30.33%	28.48%	55.08%

- (1) Assumes investment at net asset value at the beginning of the year, reinvestment of all dividends and distributions, and a complete redemption of the investment at net asset value at the end of the year.
- (2) The net expenses and net investment income ratios include additional reimbursements of management fees incurred in connection with the investment of uninvested cash in affiliated money market funds of approximately \$14,000, \$13,000, less than \$1,000 and approximately \$9,000 and \$16,000, which represent less than 0.01 percent of average net assets for the fiscal years ended March 31, 2024, 2023, 2022, 2021 and 2020, respectively. Subject to the contractual expense limitation and absent the additional reimbursements, net investment income and reimbursements would have been decreased and net expenses would have been increased by a corresponding amount.
- (3) The impact on ratios to average net assets due to any custody credits is less than 0.005%.

HIGH YIELD MUNICIPAL FUND		SHARES			
Selected per share data	2024	2023	2022	2021	2020
Net Asset Value, Beginning of Year	\$7.37	\$8.31	\$8.95	\$8.31	\$8.70
INCOME (LOSS) FROM INVESTMENT OPERATIONS:					
Net investment income	0.34	0.31	0.28	0.32	0.34
Net realized and unrealized gains (losses)	0.05	(0.94)	(0.64)	0.64	(0.39)
Total from Investment Operations	0.39	(0.63)	(0.36)	0.96	(0.05)
LESS DISTRIBUTIONS PAID:					
From net investment income	(0.34)	(0.31)	(0.28)	(0.32)	(0.34)
Total Distributions Paid	(0.34)	(0.31)	(0.28)	(0.32)	(0.34)
Net Asset Value, End of Year	\$7.42	\$7.37	\$8.31	\$8.95	\$8.31
Total Return⁽¹⁾	5.47%	(7.48)%	(4.27)%	11.75%	(0.68)%
SUPPLEMENTAL DATA AND RATIOS:					
Net assets, in thousands, end of year	\$339,530	\$385,439	\$773,185	\$598,937	\$509,834
Ratio to average net assets of:					
Expenses, net of reimbursements and credits ⁽²⁾	0.58% ⁽³⁾	0.59%	0.60%	0.60%	0.60%
Expenses, before reimbursements and credits	0.64%	0.71%	0.83%	0.84%	0.84%
Net investment income, net of reimbursements and credits ⁽²⁾	4.64% ⁽³⁾	4.14%	3.05%	3.71%	3.87%
Net investment income, before reimbursements and credits	4.58%	4.02%	2.82%	3.47%	3.63%
Portfolio Turnover Rate	14.76%	11.97%	21.90%	33.75%	47.62%

- (1) Assumes investment at net asset value at the beginning of the year, reinvestment of all dividends and distributions, and a complete redemption of the investment at net asset value at the end of the year.
- (2) The net expenses and net investment income ratios include additional reimbursements of management fees incurred in connection with the investment of uninvested cash in affiliated money market funds of approximately \$41,000, \$19,000, \$1,000, \$18,000 and \$24,000, which represent 0.01 percent of average net assets for the fiscal years ended March 31, 2024, 2023, 2022, 2021 and 2020, respectively. Subject to the contractual expense limitation and absent the additional reimbursements, net investment income and reimbursements would have been decreased and net expenses would have been increased by a corresponding amount.
- (3) The impact on ratios to average net assets due to any custody credits is less than 0.005%.

FINANCIAL HIGHLIGHTS

INTERMEDIATE TAX-EXEMPT FUND			SHARES		
Selected per share data	2024	2023	2022	2021	2020
Net Asset Value, Beginning of Year	\$9.85	\$10.14	\$10.83	\$10.68	\$10.57
INCOME (LOSS) FROM INVESTMENT OPERATIONS:					
Net investment income	0.28	0.25	0.19	0.21	0.24
Net realized and unrealized gains (losses)	(0.06)	(0.29)	(0.65)	0.22	0.15
Total from Investment Operations	0.22	(0.04)	(0.46)	0.43	0.39
LESS DISTRIBUTIONS PAID:					
From net investment income	(0.28)	(0.25)	(0.19)	(0.21)	(0.24)
From net realized gains	—	—	(0.04)	(0.07)	(0.04)
Total Distributions Paid	(0.28)	(0.25)	(0.23)	(0.28)	(0.28)
Net Asset Value, End of Year	\$9.79	\$9.85	\$10.14	\$10.83	\$10.68
Total Return⁽¹⁾	2.29%	(0.29)%	(4.35)%	4.01%	3.72%
SUPPLEMENTAL DATA AND RATIOS:					
Net assets, in thousands, end of year	\$1,261,591	\$1,535,752	\$2,685,118	\$3,073,366	\$3,017,951
Ratio to average net assets of:					
Expenses, net of reimbursements and credits	0.45% ⁽²⁾⁽³⁾	0.45% ⁽³⁾	0.45%	0.45% ⁽³⁾	0.45% ⁽³⁾
Expenses, before reimbursements and credits	0.50%	0.49%	0.48%	0.48%	0.47%
Net investment income, net of reimbursements and credits	2.88% ⁽²⁾⁽³⁾	2.55% ⁽³⁾	1.73%	1.90% ⁽³⁾	2.23% ⁽³⁾
Net investment income, before reimbursements and credits	2.83%	2.51%	1.70%	1.87%	2.21%
Portfolio Turnover Rate	18.08%	16.89%	79.63%	82.72%	127.62%

- (1) Assumes investment at net asset value at the beginning of the year, reinvestment of all dividends and distributions, and a complete redemption of the investment at net asset value at the end of the year.
- (2) The impact on ratios to average net assets due to any custody credits is less than 0.005%.
- (3) The net expenses and net investment income ratios include additional reimbursements of management fees incurred in connection with the investment of uninvested cash in affiliated money market funds of approximately \$64,000, \$46,000, \$104,000 and \$267,000, which represent less than 0.01 percent of average net assets for the fiscal years ended March 31, 2024, 2023, 2021 and 2020, respectively. Subject to the contractual expense limitation and absent the additional reimbursements, net investment income and reimbursements would have been decreased and net expenses would have been increased by a corresponding amount.

LIMITED TERM TAX-EXEMPT FUND			SHARES		
Selected per share data	2024	2023	2022	2021	2020
Net Asset Value, Beginning of Year	\$9.92	\$9.93	\$10.43	\$10.35	\$10.37
INCOME (LOSS) FROM INVESTMENT OPERATIONS:					
Net investment income	0.21	0.16	0.09	0.12	0.18
Net realized and unrealized gains (losses)	(0.04)	(0.01)	(0.41)	0.24	0.04
Total from Investment Operations	0.17	0.15	(0.32)	0.36	0.22
LESS DISTRIBUTIONS PAID:					
From net investment income	(0.21)	(0.16)	(0.09)	(0.12)	(0.18)
From net realized gains	—	—	(0.09)	(0.16)	(0.06)
Total Distributions Paid	(0.21)	(0.16)	(0.18)	(0.28)	(0.24)
Net Asset Value, End of Year	\$9.88	\$9.92	\$9.93	\$10.43	\$10.35
Total Return⁽¹⁾	1.74%	1.59%	(3.08)%	3.47%	2.07%
SUPPLEMENTAL DATA AND RATIOS:					
Net assets, in thousands, end of year	\$429,362	\$556,226	\$726,540	\$917,624	\$880,475
Ratio to average net assets of:					
Expenses, net of reimbursements and credits	0.45% ⁽²⁾⁽³⁾	0.45% ⁽³⁾	0.45%	0.45% ⁽³⁾	0.45% ⁽³⁾
Expenses, before reimbursements and credits	0.50%	0.50%	0.50%	0.50%	0.49%
Net investment income, net of reimbursements and credits	2.11% ⁽²⁾⁽³⁾	1.66% ⁽³⁾	0.87%	1.11% ⁽³⁾	1.71% ⁽³⁾
Net investment income, before reimbursements and credits	2.06%	1.61%	0.82%	1.06%	1.67%
Portfolio Turnover Rate	16.10%	49.86%	94.18%	98.82%	126.29%

- (1) Assumes investment at net asset value at the beginning of the year, reinvestment of all dividends and distributions, and a complete redemption of the investment at net asset value at the end of the year.
- (2) The impact on ratios to average net assets due to any custody credits is less than 0.005%.
- (3) The net expenses and net investment income ratios include additional reimbursements of management fees incurred in connection with the investment of uninvested cash in affiliated money market funds of approximately \$21,000, \$30,000, \$46,000 and \$63,000, which represent less than 0.01 percent of average net assets for the fiscal years ended March 31, 2024, 2023, 2021 and 2020, respectively. Subject to the contractual expense limitation and absent the additional reimbursements, net investment income and reimbursements would have been decreased and net expenses would have been increased by a corresponding amount.

FINANCIAL HIGHLIGHTS

TAX-EXEMPT FUND		SHARES			
Selected per share data	2024	2023	2022	2021	2020
Net Asset Value, Beginning of Year	\$9.66	\$10.19	\$10.96	\$10.76	\$10.63
INCOME (LOSS) FROM INVESTMENT OPERATIONS:					
Net investment income	0.34	0.31	0.21	0.24	0.30
Net realized and unrealized gains (losses)	(0.08)	(0.53)	(0.72)	0.24	0.16
Total from Investment Operations	0.26	(0.22)	(0.51)	0.48	0.46
LESS DISTRIBUTIONS PAID:					
From net investment income	(0.34)	(0.31)	(0.21)	(0.24)	(0.30)
From net realized gains	—	—	(0.05)	(0.04)	(0.03)
Total Distributions Paid	(0.34)	(0.31)	(0.26)	(0.28)	(0.33)
Net Asset Value, End of Year	\$9.58	\$9.66	\$10.19	\$10.96	\$10.76
Total Return⁽¹⁾	2.73%	(2.10)%	(4.76)%	4.46%	4.33%
SUPPLEMENTAL DATA AND RATIOS:					
Net assets, in thousands, end of year	\$756,094	\$788,997	\$1,661,137	\$2,020,291	\$1,639,701
Ratio to average net assets of:					
Expenses, net of reimbursements and credits	0.45% ^{(2) (3)}	0.45% ⁽³⁾	0.45%	0.45% ⁽³⁾	0.45% ⁽³⁾
Expenses, before reimbursements and credits	0.50%	0.50%	0.49%	0.49%	0.49%
Net investment income, net of reimbursements and credits	3.52% ^{(2) (3)}	3.15% ⁽³⁾	1.93%	2.13% ⁽³⁾	2.73% ⁽³⁾
Net investment income, before reimbursements and credits	3.47%	3.10%	1.89%	2.09%	2.69%
Portfolio Turnover Rate	31.74%	19.52%	86.00%	91.58%	122.55%

(1) Assumes investment at net asset value at the beginning of the year, reinvestment of all dividends and distributions, and a complete redemption of the investment at net asset value at the end of the year.

(2) The impact on ratios to average net assets due to any custody credits is less than 0.005%.

(3) The net expenses and net investment income ratios include additional reimbursements of management fees incurred in connection with the investment of uninvested cash in affiliated money market funds of approximately \$40,000, \$26,000, \$118,000 and \$183,000, which represent less than 0.01 percent of average net assets for the fiscal years ended March 31, 2024 and 2023 and 0.02 percent of average net assets for the fiscal years ended 2021 and 2020, respectively.

ACTIVE M EMERGING MARKETS EQUITY FUND			SHARES		
Selected per share data	2024	2023	2022	2021	2020
Net Asset Value, Beginning of Year	\$13.40	\$15.38	\$22.17	\$14.61	\$19.49
INCOME (LOSS) FROM INVESTMENT OPERATIONS:					
Net investment income	0.20	0.22	0.24(1)	0.15(2)	0.59
Net realized and unrealized gains (losses)	1.22	(2.09)	(2.11)	8.93(3)	(3.84)
Total from Investment Operations	1.42	(1.87)	(1.87)	9.08	(3.25)
LESS DISTRIBUTIONS PAID:					
From net investment income ⁽⁴⁾	(0.25)	(0.11)	(0.36)	(0.20)	(0.88)
From net realized gains	—	—	(4.56)	(1.32)	(0.75)
Total Distributions Paid	(0.25)	(0.11)	(4.92)	(1.52)	(1.63)
Net Asset Value, End of Year	\$14.57	\$13.40	\$15.38	\$22.17	\$14.61
Total Return⁽⁵⁾	10.74%	(12.09)%⁽⁶⁾	(9.64)%	62.55%	(18.77)%
SUPPLEMENTAL DATA AND RATIOS:					
Net assets, in thousands, end of year	\$158,940	\$173,307	\$313,365	\$438,809	\$338,370
Ratio to average net assets of:					
Expenses, net of reimbursements and credits ⁽⁷⁾	1.11% ⁽⁸⁾	1.10%	1.10%	1.10%	1.10%
Expenses, before reimbursements and credits	1.41%	1.30%	1.26%	1.25%	1.26%
Net investment income, net of reimbursements and credits ⁽⁷⁾	1.45% ⁽⁸⁾	1.45%	1.01%	0.72%	1.85%
Net investment income, before reimbursements and credits	1.15%	1.25%	0.85%	0.57%	1.69%
Portfolio Turnover Rate	97.82%	115.02%	99.51%	134.29%	81.32%

- (1) The Northern Trust Company reimbursed the Fund approximately \$14,000. The reimbursements represent less than \$0.01 per share and had no effect on the Fund's total return.
- (2) The Northern Trust Company reimbursed the Fund approximately \$41,000. The reimbursements represent less than \$0.01 per share. Without these reimbursements, the total return would have been 62.53%.
- (3) The Fund received reimbursements from Northern Trust Investments, Inc. of approximately \$3,000. The reimbursements represents less than \$0.01 per share and had no effect on the Fund's total return.
- (4) Distributions to shareholders from net investment income include amounts related to foreign currency transactions, which are treated as ordinary income for federal income tax purposes.
- (5) Assumes investment at net asset value at the beginning of the year, reinvestment of all dividends and distributions, and a complete redemption of the investment at net asset value at the end of the year.
- (6) The Northern Trust Company reimbursed the Fund less than \$1,000. The reimbursements represent less than \$0.01 per share and had no effect on the Fund's total return.
- (7) The net expenses and net investment income ratios include additional reimbursements of management fees incurred in connection with the investment of uninvested cash in affiliated money market funds of approximately \$10,000, \$10,000, less than \$1,000 and approximately \$10,000 and \$17,000, which represent less than 0.01 percent of average net assets for the fiscal years ended March 31, 2024, 2023, 2022, 2021 and 2020, respectively. Subject to the contractual expense limitation and absent the additional reimbursements, net investment income and reimbursements would have been decreased and net expenses would have been increased by a corresponding amount.
- (8) The impact on ratios to average net assets due to any custody credits is less than 0.005%.

FINANCIAL HIGHLIGHTS

ACTIVE M INTERNATIONAL EQUITY FUND			SHARES		
Selected per share data	2024	2023	2022	2021	2020
Net Asset Value, Beginning of Year	\$11.34	\$11.45	\$12.81	\$8.09	\$10.38
INCOME (LOSS) FROM INVESTMENT OPERATIONS:					
Net investment income	0.24	0.21	0.16 ⁽¹⁾	0.13 ⁽²⁾	0.21
Net realized and unrealized gains (losses)	1.63	(0.16)	(0.21)	4.69 ⁽³⁾	(1.85)
Total from Investment Operations	1.87	0.05	(0.05)	4.82	(1.64)
LESS DISTRIBUTIONS PAID:					
From net investment income ⁽⁴⁾	(0.37)	(0.16)	(0.20)	(0.10)	(0.26)
From net realized gains	(0.43)	—	(1.11)	—	(0.39)
Total Distributions Paid	(0.80)	(0.16)	(1.31)	(0.10)	(0.65)
Net Asset Value, End of Year	\$12.41	\$11.34	\$11.45	\$12.81	\$8.09
Total Return⁽⁵⁾	17.10%	0.55%	(1.04)%	59.61%	(17.49)%
SUPPLEMENTAL DATA AND RATIOS:					
Net assets, in thousands, end of year	\$486,663	\$479,178	\$584,015	\$683,128	\$558,183
Ratio to average net assets of:					
Expenses, net of reimbursements and credits ⁽⁶⁾	0.85% ⁽⁷⁾	0.85%	0.84%	0.85%	0.85%
Expenses, before reimbursements and credits	0.93%	0.93%	0.90%	0.92%	0.93%
Net investment income, net of reimbursements and credits ⁽⁶⁾	1.81% ⁽⁷⁾	1.66%	1.10%	0.93%	1.86%
Net investment income, before reimbursements and credits	1.73%	1.58%	1.04%	0.86%	1.78%
Portfolio Turnover Rate	37.54%	51.69%	41.19%	51.34%	39.52%

- (1) The Northern Trust Company reimbursed the Fund approximately \$20,000. The reimbursements represent less than \$0.01 per share and had no effect on the Fund's total return.
- (2) The Northern Trust Company reimbursed the Fund approximately \$26,000. The reimbursements represent less than \$0.01 per share. Without these reimbursements, the total return would have been 59.59%.
- (3) The Fund received reimbursements from Northern Trust Investments, Inc. of approximately \$6,000. The reimbursements represents less than \$0.01 per share and had no effect on the Fund's total return.
- (4) Distributions to shareholders from net investment income include amounts related to foreign currency transactions, which are treated as ordinary income for federal income tax purposes.
- (5) Assumes investment at net asset value at the beginning of the year, reinvestment of all dividends and distributions, and a complete redemption of the investment at net asset value at the end of the year.
- (6) The net expenses and net investment income ratios include additional reimbursements of management fees incurred in connection with the investment of uninvested cash in affiliated money market funds of approximately \$34,000, \$23,000, less than \$1,000 and approximately \$17,000 and \$45,000, which represent less than 0.01 percent of average net assets for the fiscal years ended March 31, 2024, 2023, 2022, 2021 and 2020, respectively. Subject to the contractual expense limitation and absent the additional reimbursements, net investment income and reimbursements would have been decreased and net expenses would have been increased by a corresponding amount.
- (7) The impact on ratios to average net assets due to any custody credits is less than 0.005%.

**MULTI-MANAGER GLOBAL LISTED
INFRASTRUCTURE FUND**
SHARES

Selected per share data	2024	2023	2022	2021	2020
Net Asset Value, Beginning of Year	\$11.96	\$13.02	\$12.92	\$10.48	\$12.09
INCOME (LOSS) FROM INVESTMENT OPERATIONS:					
Net investment income	0.32	0.26	0.32 ⁽¹⁾	0.21	0.31
Net realized and unrealized gains (losses)	(0.07)	(0.85)	1.10	2.47 ⁽²⁾	(1.61)
Total from Investment Operations	0.25	(0.59)	1.42	2.68	(1.30)
LESS DISTRIBUTIONS PAID:					
From net investment income ⁽³⁾	(0.34)	(0.33)	(0.28)	(0.20)	(0.31)
From net realized gains	—	(0.14)	(1.04)	(0.04)	—
Total Distributions Paid	(0.34)	(0.47)	(1.32)	(0.24)	(0.31)
Net Asset Value, End of Year	\$11.87	\$11.96	\$13.02	\$12.92	\$10.48
Total Return⁽⁴⁾	2.17%	(4.43)%	11.46%	25.81%	(11.09)%
SUPPLEMENTAL DATA AND RATIOS:					
Net assets, in thousands, end of year	\$968,716	\$987,476	\$1,103,323	\$1,167,594	\$896,220
Ratio to average net assets of:					
Expenses, net of reimbursements and credits ⁽⁵⁾	0.96% ⁽⁶⁾	0.96%	0.97%	0.96%	0.98%
Expenses, before reimbursements and credits	1.01%	0.99%	0.97%	0.96%	0.98%
Net investment income, net of reimbursements and credits ⁽⁵⁾	2.72% ⁽⁶⁾	2.27%	2.38%	1.78%	2.45%
Net investment income, before reimbursements and credits	2.67%	2.24%	2.38%	1.78%	2.45%
Portfolio Turnover Rate	48.35%	57.83%	62.31%	60.11%	80.41%

- (1) The Northern Trust Company reimbursed the Fund approximately \$13,000. The reimbursements represent less than \$0.01 per share and had no effect on the Fund's total return.
- (2) The Fund received reimbursements from Northern Trust Investments, Inc. of approximately \$5,000. The reimbursements represents less than \$0.01 per share and had no effect on the Fund's total return.
- (3) Distributions to shareholders from net investment income include amounts related to foreign currency transactions, which are treated as ordinary income for federal income tax purposes.
- (4) Assumes investment at net asset value at the beginning of the year, reinvestment of all dividends and distributions, and a complete redemption of the investment at net asset value at the end of the year.
- (5) The net expenses and net investment income ratios include additional reimbursements of management fees incurred in connection with the investment of uninvested cash in affiliated money market funds of approximately \$72,000, \$57,000, \$1,000, \$41,000 and \$77,000, which represent less than 0.01 percent of average net assets for the fiscal years ended March 31, 2024, 2023, 2022, 2021 and 2020, respectively. Subject to the contractual expense limitation and absent the additional reimbursements, net investment income and reimbursements would have been decreased and net expenses would have been increased by a corresponding amount.
- (6) The impact on ratios to average net assets due to any custody credits is less than 0.005%.

FINANCIAL HIGHLIGHTS

MULTI-MANAGER GLOBAL REAL ESTATE FUND			SHARES		
Selected per share data	2024	2023	2022	2021	2020
Net Asset Value, Beginning of Year	\$10.02	\$12.72	\$11.37	\$8.67	\$11.12
INCOME (LOSS) FROM INVESTMENT OPERATIONS:					
Net investment income	0.22	0.24	0.15 ⁽¹⁾	0.21	0.29
Net realized and unrealized gains (losses)	0.52	(2.74)	1.56	2.68 ⁽²⁾	(2.28)
Total from Investment Operations	0.74	(2.50)	1.71	2.89	(1.99)
LESS DISTRIBUTIONS PAID:					
From net investment income ⁽³⁾	(0.21)	(0.20)	(0.20)	(0.19)	(0.46)
From net realized gains	—	—	(0.16)	—	—
Total Distributions Paid	(0.21)	(0.20)	(0.36)	(0.19)	(0.46)
Net Asset Value, End of Year	\$10.55	\$10.02	\$12.72	\$11.37	\$8.67
Total Return⁽⁴⁾	7.47%	(19.64)%	15.03%⁽⁵⁾	33.59%⁽⁶⁾	(18.86)%
SUPPLEMENTAL DATA AND RATIOS:					
Net assets, in thousands, end of year	\$126,353	\$121,173	\$204,893	\$181,192	\$98,568
Ratio to average net assets of:					
Expenses, net of reimbursements and credits ⁽⁷⁾	0.92% ⁽⁸⁾	0.92%	0.91%	0.92%	0.94%
Expenses, before reimbursements and credits	1.08%	1.06%	1.00%	1.04%	1.10%
Net investment income, net of reimbursements and credits ⁽⁷⁾	2.17% ⁽⁸⁾	2.06%	1.20%	1.73%	2.18%
Net investment income, before reimbursements and credits	2.01%	1.92%	1.11%	1.61%	2.02%
Portfolio Turnover Rate	56.04%	59.41%	42.01%	81.36%	62.47%

- (1) The Northern Trust Company reimbursed the Fund approximately \$1,000. The reimbursements represent less than \$0.01 per share and had no effect on the Fund's total return.
- (2) The Fund received reimbursements from Northern Trust Investments, Inc. of approximately \$1,000. The reimbursements represents less than \$0.01 per share and had no effect on the Fund's total return.
- (3) Distributions to shareholders from net investment income include amounts related to foreign currency transactions, which are treated as ordinary income for federal income tax purposes.
- (4) Assumes investment at net asset value at the beginning of the year, reinvestment of all dividends and distributions, and a complete redemption of the investment at net asset value at the end of the year.
- (5) During the fiscal year ended March 31, 2022, the Fund received monies related to certain nonrecurring litigation proceeds. If these monies were not received, the total return would have been 14.55%.
- (6) During the fiscal year ended March 31, 2021, the Fund received monies related to certain nonrecurring litigation proceeds. If these monies were not received, the total return would have been 33.09%.
- (7) The net expenses and net investment income ratios include additional reimbursements of management fees incurred in connection with the investment of uninvested cash in affiliated money market funds of approximately \$9,000, \$7,000, less than \$1,000 and approximately \$6,000 and \$5,000, which represent less than 0.01 percent of average net assets for the fiscal years ended March 31, 2024, 2023, 2022, 2021 and 2020, respectively. Subject to the contractual expense limitation and absent the additional reimbursements, net investment income and reimbursements would have been decreased and net expenses would have been increased by a corresponding amount.
- (8) The impact on ratios to average net assets due to any custody credits is less than 0.005%.

**MULTI-MANAGER HIGH YIELD
OPPORTUNITY FUND**
SHARES

Selected per share data	2024	2023	2022	2021	2020
Net Asset Value, Beginning of Year	\$8.21	\$9.05	\$9.41	\$7.97	\$9.56
INCOME (LOSS) FROM INVESTMENT OPERATIONS:					
Net investment income	0.64	0.48	0.44 ⁽¹⁾	0.58	0.63
Net realized and unrealized gains (losses)	0.23	(0.84)	(0.33)	1.46	(1.59)
Total from Investment Operations	0.87	(0.36)	0.11	2.04	(0.96)
LESS DISTRIBUTIONS PAID:					
From net investment income ⁽²⁾	(0.65)	(0.48)	(0.47)	(0.60)	(0.63)
From net realized gains	—	—	—	—	—
Total Distributions Paid	(0.65)	(0.48)	(0.47)	(0.60)	(0.63)
Net Asset Value, End of Year	\$8.43	\$8.21	\$9.05	\$9.41	\$7.97
Total Return⁽³⁾	11.11%	(3.80)%	1.06%	26.25%	(10.79)%
SUPPLEMENTAL DATA AND RATIOS:					
Net assets, in thousands, end of year	\$189,611	\$214,736	\$180,833	\$174,617	\$214,288
Ratio to average net assets of:					
Expenses, net of reimbursements and credits ⁽⁴⁾	0.74%(5)	0.85%	0.86%	0.85%	0.86%
Expenses, before reimbursements and credits	0.83%	0.94%	0.95%	0.95%	0.95%
Net investment income, net of reimbursements and credits ⁽⁴⁾	7.76%(5)	5.80%	4.68%	6.27%	6.57%
Net investment income, before reimbursements and credits	7.67%	5.71%	4.59%	6.17%	6.48%
Portfolio Turnover Rate	44.77%	67.37%	64.94%	91.41%	63.55%

- (1) The Northern Trust Company reimbursed the Fund approximately \$1,000. The reimbursements represent less than \$0.01 per share and had no effect on the Fund's total return.
- (2) Distributions to shareholders from net investment income include amounts related to foreign currency transactions, which are treated as ordinary income for federal income tax purposes.
- (3) Assumes investment at net asset value at the beginning of the year, reinvestment of all dividends and distributions, and a complete redemption of the investment at net asset value at the end of the year.
- (4) The net expenses and net investment income ratios include additional reimbursements of management fees incurred in connection with the investment of uninvested cash in affiliated money market funds of approximately \$14,000, \$16,000, less than \$1,000 and approximately \$7,000 and \$18,000, which represent less than 0.01 percent of average net assets for the fiscal years ended March 31, 2024, 2023, 2022, 2021 and 2020, respectively. Subject to the contractual expense limitation and absent the additional reimbursements, net investment income and reimbursements would have been decreased and net expenses would have been increased by a corresponding amount.
- (5) The impact on ratios to average net assets due to any custody credits is less than 0.005%.

FOR MORE INFORMATION

ANNUAL/SEMIANNUAL REPORTS AND STATEMENT OF ADDITIONAL INFORMATION

Additional information about the Funds' investments is available in the Funds' annual and semiannual reports to shareholders and in Form N-CSR. In the Funds' annual reports, you will find a discussion of the market conditions and investment strategies that significantly affected the Funds' performance during their last fiscal year. In Form N-CSR, you will find the Fund's annual and semi-annual financial statements.

Additional information about the Funds and their policies is also available in the Funds' SAI. The SAI is incorporated by reference into this Prospectus (and is legally considered part of this Prospectus).

The Funds' annual and semiannual reports, the SAI, and other information such as Fund financial statements are available free upon request by calling the Northern Funds Center at 800-595-9111, by sending an email request to: northern-funds@ntrs.com, or on Northern Funds' website at northerntrust.com/funds. The SAI and other information are available from a financial intermediary (such as a broker-dealer or bank) through which the Funds' shares may be purchased or sold.

TO OBTAIN OTHER INFORMATION AND FOR SHAREHOLDER INQUIRIES:

BY TELEPHONE

Call 800-595-9111

BY MAIL

Northern Funds
P.O. Box 75986
Chicago, Illinois 60675-5986

ON THE INTERNET

The Funds' documents are available online and may be downloaded from:

- The EDGAR database on the SEC's website at www.sec.gov (text-only).
- Northern Funds' website at northerntrust.com/funds.

Reports and other information about Northern Funds' are available on the EDGAR database on the SEC's internet site at <http://www.sec.gov>. You also may obtain copies of Northern Funds' documents, after paying a duplicating fee, by electronic request to: publicinfo@sec.gov.